

## **C — Statistics concerning the judicial activity of the Court of First Instance**

### ***General activity of the Court of First Instance***

1. New cases, completed cases, cases pending (2000–06)

#### ***New cases***

2. Nature of proceedings (2000–06)
3. Type of action (2000–06)
4. Subject-matter of the action (2000–06)

#### ***Completed cases***

5. Nature of proceedings (2000–06)
6. Subject-matter of the action (2006)
7. Subject-matter of the action (2000–06) (judgments and orders)
8. Bench hearing action (2000–06)
9. Duration of proceedings in months (2000–06) (judgments and orders)

#### ***Cases pending as at 31 December***

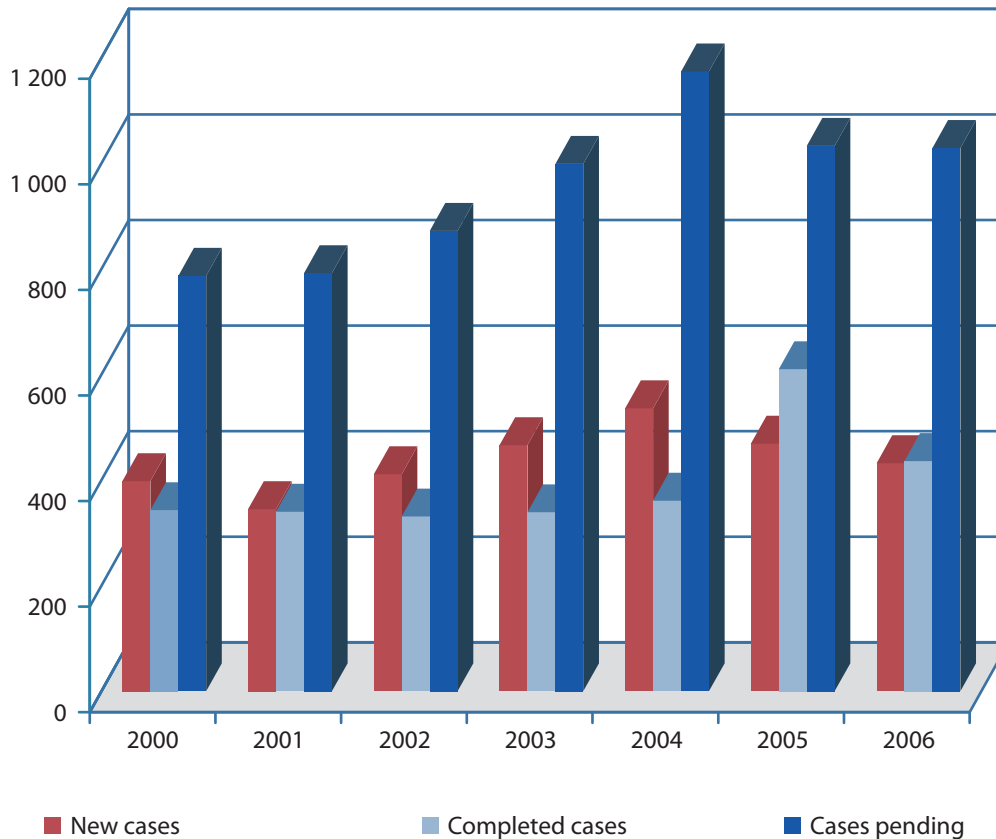
10. Nature of proceedings (2000–06)
11. Subject-matter of the action (2000–06)
12. Bench hearing action (2000–06)

#### ***Miscellaneous***

13. Proceedings for interim measures (2000–06)
14. Expedited procedures (2001–06)
15. Appeals against decisions of the Court of First Instance (1989–2006)
16. Distribution of appeals according to the nature of the proceedings (1989–2006)
17. Results of appeals (2006) (judgments and orders)
18. General trend (1989–2006)  
New cases, completed cases, cases pending

## 1. General activity of the Court of First Instance —

### New cases, completed cases, cases pending (2000–06)<sup>1</sup>

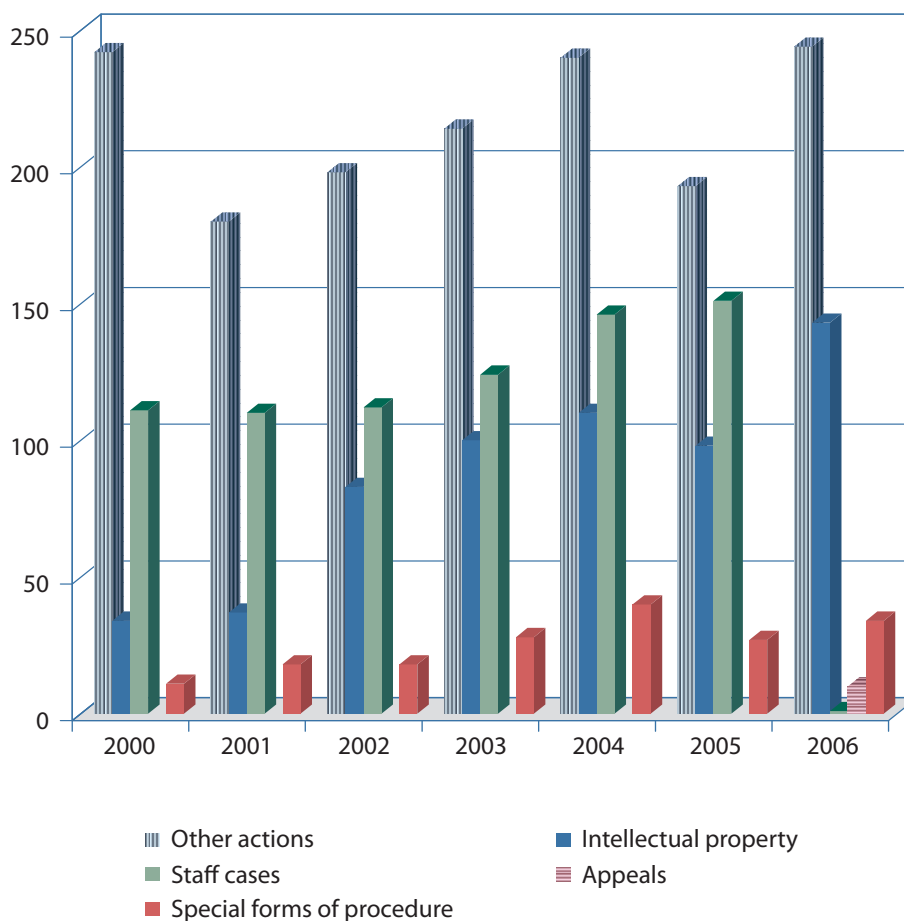


	2000	2001	2002	2003	2004	2005	2006
New cases	398	345	411	466	536	469	432
Completed cases	343	340	331	339	361	610	436
Cases pending	787	792	872	999	1 174	1 033	1 029

<sup>1</sup> Unless otherwise indicated, this table and the following tables take account of special forms of procedure.

The following are considered to be 'special forms of procedure': application to set a judgment aside (Article 41 of the Statute of the Court of Justice; Article 122 of the Rules of Procedure of the Court of First Instance); third-party proceedings (Article 42 of the Statute of the Court of Justice; Article 123 of the Rules of Procedure); revision of a judgment (Article 44 of the Statute of the Court of Justice; Article 125 of the Rules of Procedure); interpretation of a judgment (Article 43 of the Statute of the Court of Justice; Article 129 of the Rules of Procedure); taxation of costs (Article 92 of the Rules of Procedure); legal aid (Article 96 of the Rules of Procedure), and rectification of a judgment (Article 84 of the Rules of Procedure).

## 2. New cases — Nature of proceedings (2000–06)<sup>1</sup>

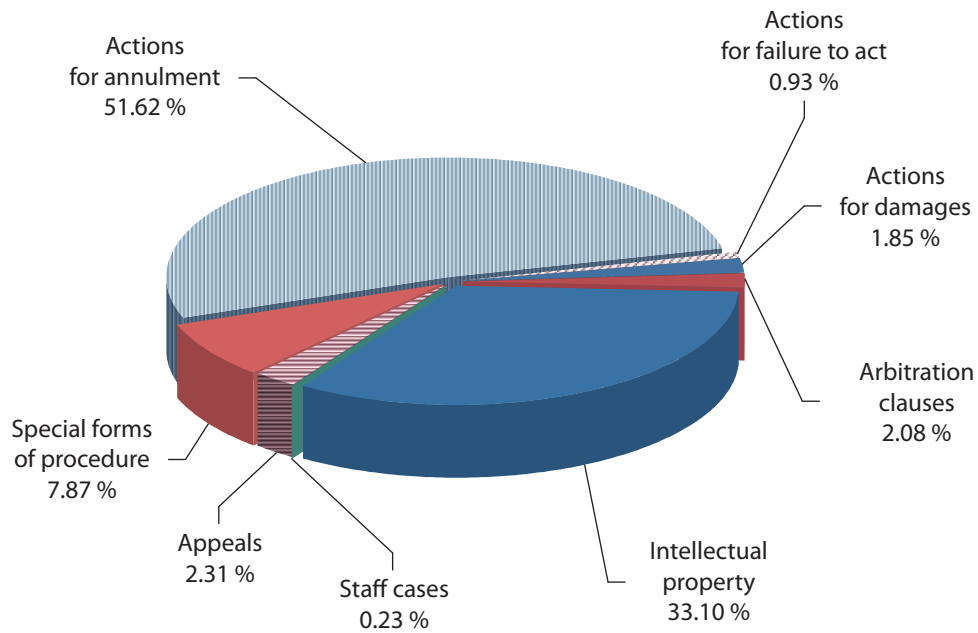


	2000	2001	2002	2003	2004	2005	2006
Other actions	242	180	198	214	240	193	244
Intellectual property	34	37	83	100	110	98	143
Staff cases	111	110	112	124	146	151	1
Appeals							10
Special forms of procedure	11	18	18	28	40	27	34
<b>Total</b>	<b>398</b>	<b>345</b>	<b>411</b>	<b>466</b>	<b>536</b>	<b>469</b>	<b>432</b>

<sup>1</sup> The entry 'other actions' in this and the following tables refers to all direct actions other than actions brought by officials of the European Communities and intellectual property cases.

### 3. New cases — Type of action (2000–06)

**Distribution in 2006**

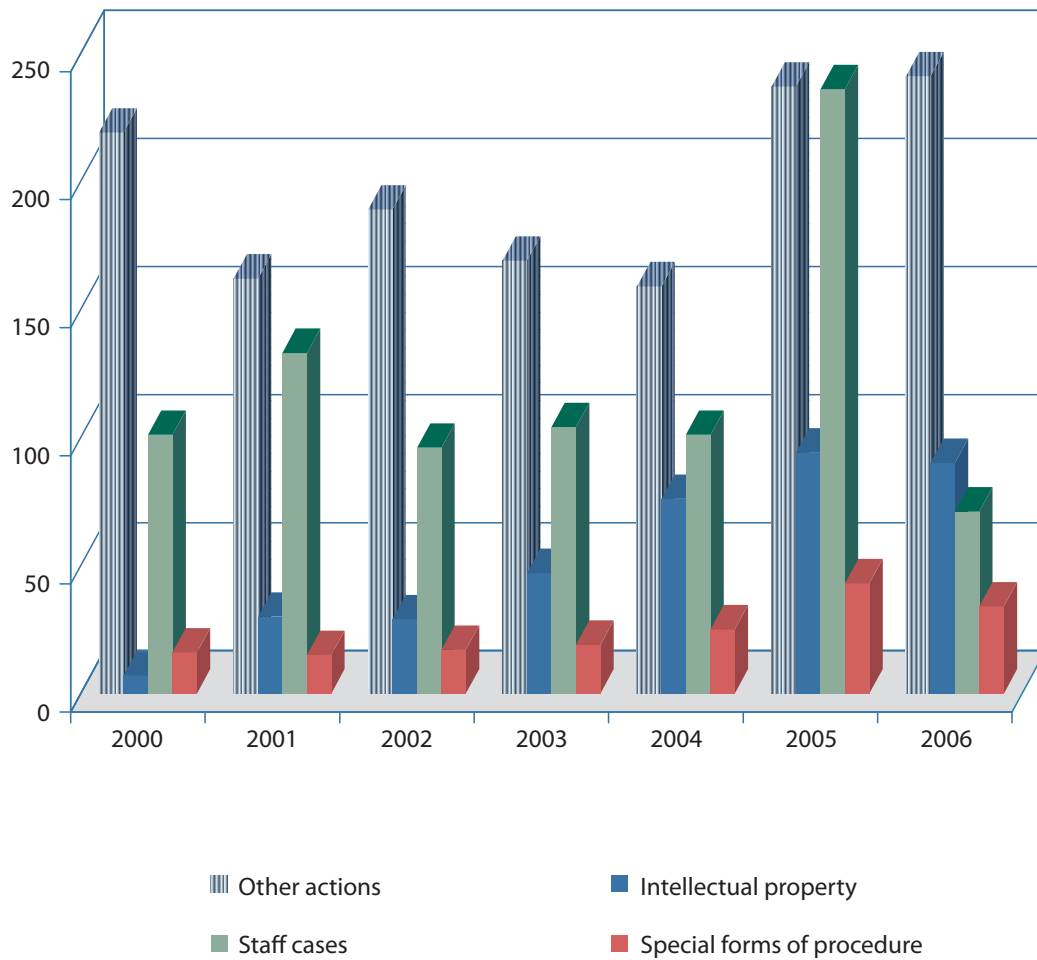


	2000	2001	2002	2003	2004	2005	2006
Actions for annulment	219	134	172	174	199	160	223
Actions for failure to act	6	17	12	13	15	9	4
Actions for damages	17	21	12	24	18	16	8
Arbitration clauses		8	2	3	8	8	9
Intellectual property	34	37	83	100	110	98	143
Staff cases	111	110	112	124	146	151	1
Appeals							10
Special forms of procedure	11	18	18	28	40	27	34
<b>Total</b>	<b>398</b>	<b>345</b>	<b>411</b>	<b>466</b>	<b>536</b>	<b>469</b>	<b>432</b>

#### 4. New cases — Subject-matter of the action (2000–06)

	2000	2001	2002	2003	2004	2005	2006
Accession of new States				1	1		
Agriculture	18	17	9	11	25	21	18
Approximation of laws		2	1	3	1		
Arbitration clause		2	1			2	3
Association of the Overseas Countries and Territories	6	6		1			
Commercial policy	8	4	5	6	12	5	18
Common Customs Tariff	1	2			1		2
Common foreign and security policy	1	3	6	2	4		5
Community own resources						2	
Company law	4	6	3	3	6	12	11
Competition	36	36	61	43	36	40	81
Culture	2	1					3
Customs union	14	2	6	5	11	2	
Economic and monetary policy						1	2
Energy		2		2			1
Environment and consumers	14	2	8	14	30	18	21
European citizenship	2						
External relations	8	14	8	10	3	2	2
Fisheries policy	5	6	3	25	3	2	
Free movement of goods	2	1			1		
Freedom of establishment	7	1			1		
Freedom of movement for persons	1	3	2	7	1	2	4
Freedom to provide services							1
Intellectual property	34	37	83	101	110	98	145
Justice and home affairs		1	1			1	
Law governing the institutions	24	16	17	26	33	28	15
Regional policy		1	6	7	10	12	16
Research, information, education and statistics	1	3	1	3	6	9	5
Social policy	7	1	3	2	5	9	3
State aid	80	42	51	25	46	25	28
Taxation			1	5			1
Transport		2	1	1	3		1
<b>Total EC Treaty</b>	<b>275</b>	<b>213</b>	<b>277</b>	<b>303</b>	<b>349</b>	<b>291</b>	<b>386</b>
<b>Total CS Treaty</b>	<b>1</b>	<b>4</b>	<b>2</b>	<b>11</b>			
<b>Total EA Treaty</b>			<b>2</b>		<b>1</b>		<b>1</b>
Staff Regulations	111	110	112	124	146	151	11
Special forms of procedure	11	18	18	28	40	27	34
<b>OVERALL TOTAL</b>	<b>398</b>	<b>345</b>	<b>411</b>	<b>466</b>	<b>536</b>	<b>469</b>	<b>432</b>

## 5. Completed cases — Nature of proceedings (2000–06)



	2000	2001	2002	2003	2004	2005	2006
Other actions	219	162	189	169	159	237	241
Intellectual property	7	30	29	47	76	94	90
Staff cases	101	133	96	104	101	236	71
Special forms of procedure	16	15	17	19	25	43	34
<b>Total</b>	<b>343</b>	<b>340</b>	<b>331</b>	<b>339</b>	<b>361</b>	<b>610</b>	<b>436</b>

## 6. Completed cases — Subject-matter of the action (2006)

	Judgments	Orders	Total
Accession of new States		1	1
Agriculture	11	14	25
Association of the Overseas Countries and Territories		2	2
Commercial policy	5	8	13
Common foreign and security policy	3	1	4
Community own resources		2	2
Company law	3	3	6
Competition	33	9	42
Customs union	2		2
Economic and monetary policy		1	1
Energy		3	3
Environment and consumers	3	16	19
External relations	3	2	5
Fisheries policy	24		24
Freedom of movement for persons		4	4
Intellectual property	50	41	91
Law governing the institutions	4	10	14
Regional policy	3	4	7
Research, information, education and statistics	1	2	3
Social policy	1	4	5
State aid	14	40	54
Taxation		1	1
Transport		2	2
<b>Total EC Treaty</b>	<b>160</b>	<b>170</b>	<b>330</b>
<b>Total CS Treaty</b>	<b>1</b>		<b>1</b>
Staff Regulations	61	10	71
Special forms of procedure	5	29	34
<b>OVERALL TOTAL</b>	<b>227</b>	<b>209</b>	<b>436</b>

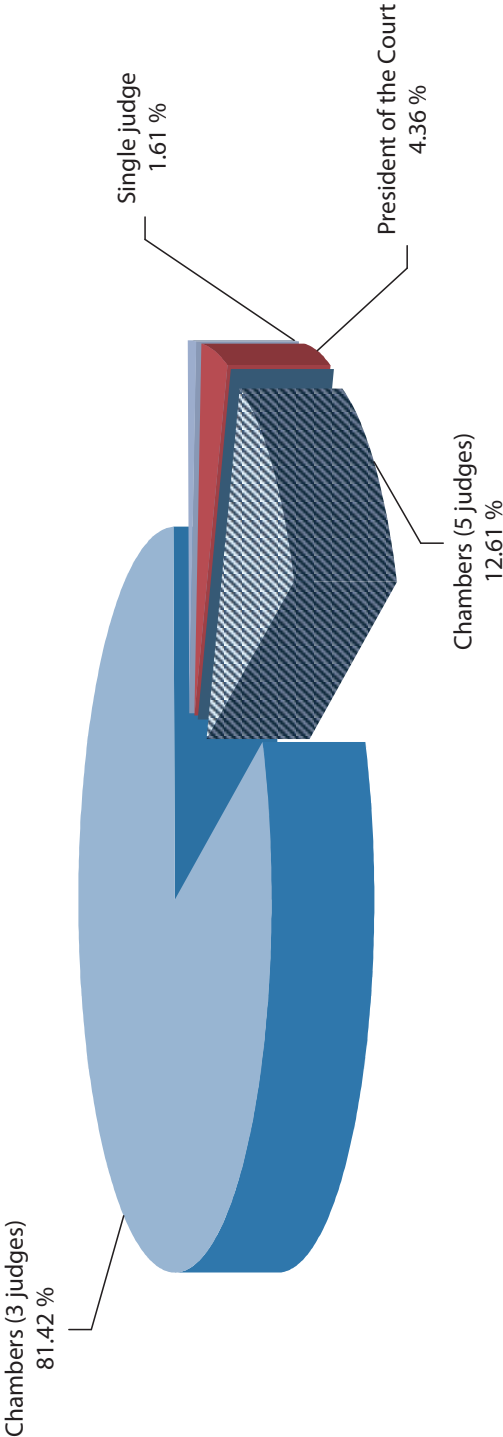
## 7. Completed cases — Subject-matter of the action (2000–06) (judgments and orders)

	2000	2001	2002	2003	2004	2005	2006
Accession of new States				1			1
Agriculture	14	47	28	21	15	34	25
Approximation of laws			2	1	3		
Arbitration clause	2			1	2	1	
Association of the Overseas Countries and Territories	1	2	6	4		4	2
Commercial policy	17	5	6	6	1	7	13
Common Customs Tariff		3		2			
Common foreign and security policy		3			2	5	4
Community own resources							2
Company law	4	4	4	2	2	6	6
Competition	61	21	40	38	26	35	42
Culture			2	1			
Customs union	5	15	18	3	3	7	2
Economic and monetary policy							1
Energy							3
Environment and consumers	7		12	9	4	19	19
European citizenship	1	1					
External relations	6	2	6	11	7	11	5
Fisheries policy	1	7	2	2	6	2	24
Free movement of goods			2		1	1	
Freedom of establishment	3	4	2			1	
Freedom of movement for persons	1	2		8	2	1	4
Freedom to provide services	1						
Intellectual property	7	30	29	47	76	94	91
Justice and home affairs			1	1		1	
Law governing the institutions	31	19	15	20	16	35	14
Regional policy	5		1		4	4	7
Research, information, education and statistics	1		2	4		1	3
Social policy	18	2	2	1	4	6	5
State aid	35	12	31	26	54	53	54
Taxation				5	1		1
Transport	2		2	2	1	1	2
<b>Total EC Treaty</b>	<b>223</b>	<b>179</b>	<b>213</b>	<b>216</b>	<b>230</b>	<b>329</b>	<b>330</b>
<b>Total CS Treaty</b>	<b>3</b>	<b>10</b>	<b>4</b>		<b>5</b>	<b>1</b>	<b>1</b>
<b>Total EA Treaty</b>		<b>1</b>	<b>1</b>			<b>1</b>	
Staff Regulations	101	135	96	104	101	236	71
Special forms of procedure	16	15	17	19	25	43	34
<b>OVERALL TOTAL</b>	<b>343</b>	<b>340</b>	<b>331</b>	<b>339</b>	<b>361</b>	<b>610</b>	<b>436</b>



8. Completed cases — Bench hearing action (2000–06)

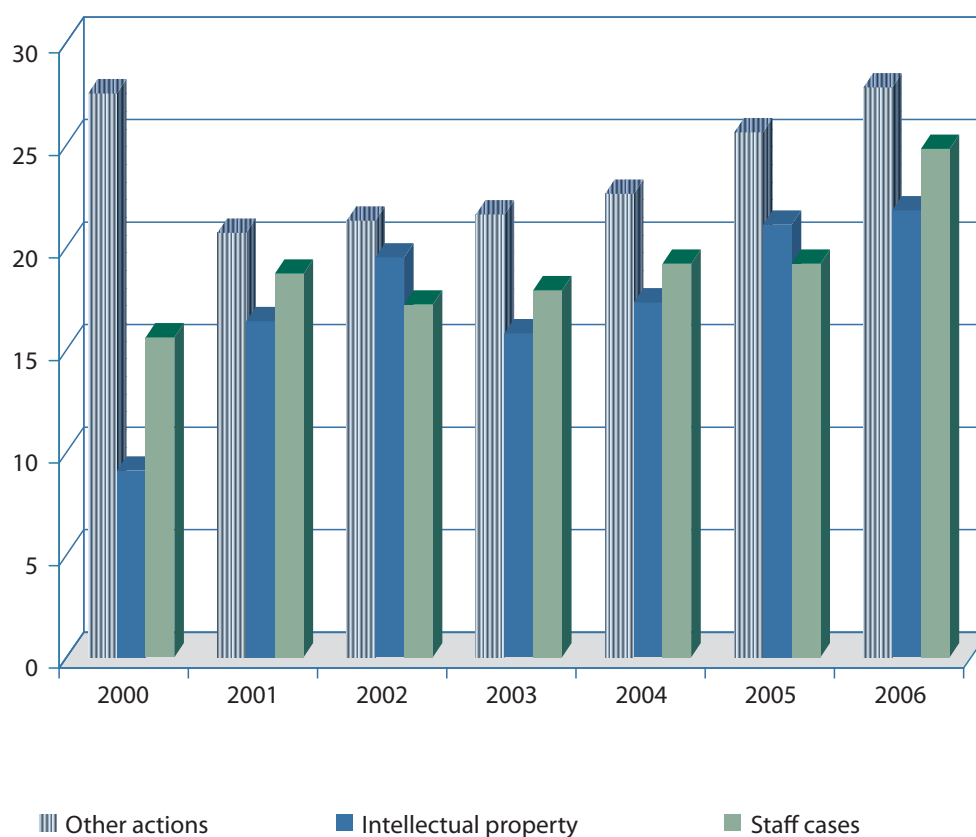
Distribution in 2006



	2000			2001			2002			2003			2004			2005			2006		
	Judgments	Orders	Total	Judgments	Orders	Total	Judgments	Orders	Total	Judgments	Orders	Total	Judgments	Orders	Total	Judgments	Orders	Total	Judgments	Orders	Total
Grand Chamber																6		6			
Chambers (5 judges)	84	28	112	17	25	42	48	16	64	18	21	39	18	46	64	28	34	62	22	33	55
Chambers (3 judges)	96	117	213	135	145	280	144	113	257	146	131	277	141	135	276	181	329	510	198	157	355
Single judge	11	4	15	10	2	12	5	1	6	14	1	15	13	1	14	7		7	7		7
President of the Court		3	3		6	6		4	4		8	8		7	7		25	25		19	19
<b>Total</b>	<b>191</b>	<b>152</b>	<b>343</b>	<b>162</b>	<b>178</b>	<b>340</b>	<b>197</b>	<b>134</b>	<b>331</b>	<b>178</b>	<b>161</b>	<b>339</b>	<b>172</b>	<b>189</b>	<b>361</b>	<b>222</b>	<b>388</b>	<b>610</b>	<b>227</b>	<b>209</b>	<b>436</b>

## 9. Completed cases — Duration of proceedings in months (2000–06)<sup>1</sup>

(judgments and orders)

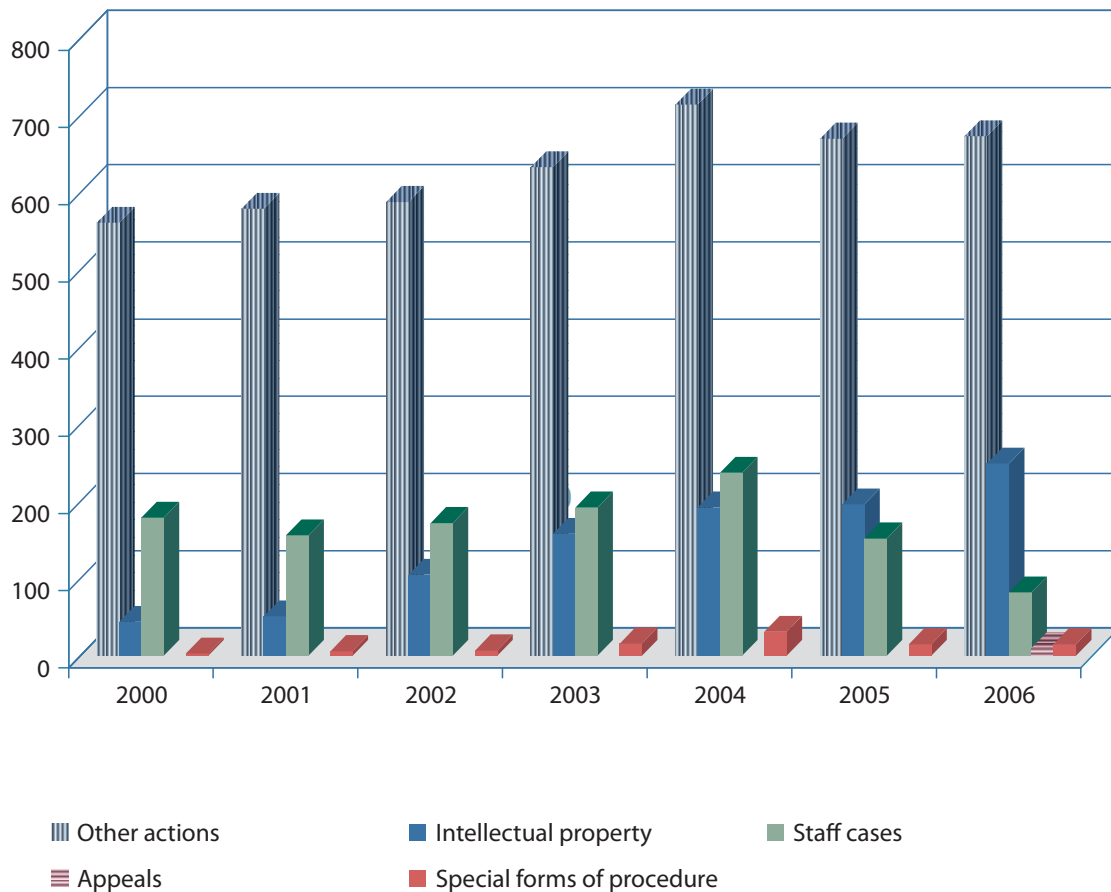


	2000	2001	2002	2003	2004	2005	2006
Other actions	27.5	20.7	21.3	21.6	22.6	25.6	27.8
Intellectual property	9.1	16.4	19.5	15.8	17.3	21.1	21.8
Staff cases	15.6	18.7	17.2	17.9	19.2	19.2	24.8

<sup>1</sup> The calculation of the average duration of proceedings does not take account of: cases ruled upon by interlocutory judgment; special forms of procedure; cases referred by the Court of Justice following the amendment of the division of jurisdiction between it and the Court of First Instance; cases referred by the Court of First Instance after the Civil Service Tribunal began operating.

The duration of proceedings is expressed in months and tenths of months.

## 10. Cases pending as at 31 December — Nature of proceedings (2000–06)



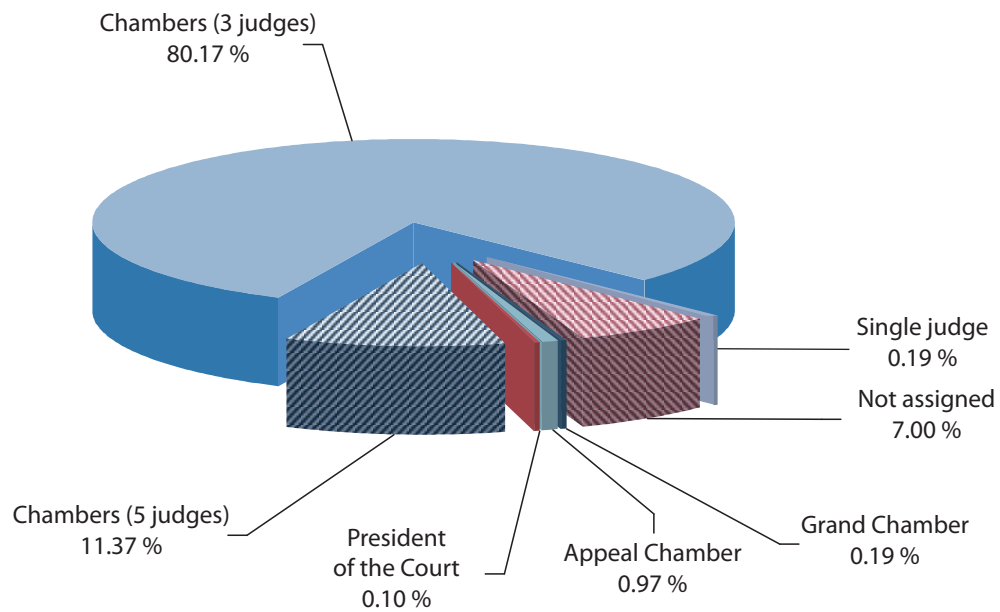
	2000	2001	2002	2003	2004	2005	2006
Other actions	561	579	588	633	714	670	673
Intellectual property	44	51	105	158	192	196	249
Staff cases	179	156	172	192	237	152	82
Appeals							10
Special forms of procedure	3	6	7	16	31	15	15
<b>Total</b>	<b>787</b>	<b>792</b>	<b>872</b>	<b>999</b>	<b>1 174</b>	<b>1 033</b>	<b>1 029</b>

## 11. Cases pending as at 31 December — Subject-matter of the action (2000–06)

	2000	2001	2002	2003	2004	2005	2006
Accession of new States					1	1	
Agriculture	144	114	95	85	95	82	74
Approximation of laws		2	1	3	1	1	1
Arbitration clause		2	3	2		1	3
Association of the Overseas Countries and Territories	11	15	9	6	6	2	
Commercial policy	16	15	14	14	25	23	28
Common Customs Tariff	3	2	2		1	1	3
Common foreign and security policy	3	3	9	11	13	8	9
Community own resources						2	
Company law	4	6	5	6	10	16	23
Competition	78	93	114	119	129	134	173
Culture	2	3	1				3
Customs union	33	20	8	10	18	13	11
Economic and monetary policy						1	2
Energy		2	2	4	4	4	2
Environment and consumers	15	17	13	18	44	43	44
European citizenship	1						
External relations	9	21	23	22	18	9	6
Fisheries policy	8	7	8	31	28	28	4
Free movement of goods	2	3	1	1	1		
Freedom of establishment	5	2			1		
Freedom of movement for persons		1	3	2	1	2	3
Freedom to provide services							1
Intellectual property	44	51	105	159	193	197	251
Justice and home affairs		1	1				
Law governing the institutions	27	24	26	32	49	42	43
Regional policy		1	6	13	19	27	36
Research, information, education and statistics	1	4	3	2	8	16	18
Social policy	4	3	4	5	6	9	7
State aid	177	207	227	226	218	190	164
Taxation			1	1			
Transport	1	3	2	1	3	2	1
<b>Total EC Treaty</b>	<b>588</b>	<b>622</b>	<b>686</b>	<b>773</b>	<b>892</b>	<b>854</b>	<b>910</b>
<b>Total CS Treaty</b>	<b>14</b>	<b>8</b>	<b>6</b>	<b>17</b>	<b>12</b>	<b>11</b>	<b>10</b>
<b>Total EA Treaty</b>	<b>1</b>		<b>1</b>	<b>1</b>	<b>2</b>	<b>1</b>	<b>2</b>
Staff Regulations	181	156	172	192	237	152	92
Special forms of procedure	3	6	7	16	31	15	15
<b>OVERALL TOTAL</b>	<b>787</b>	<b>792</b>	<b>872</b>	<b>999</b>	<b>1 174</b>	<b>1 033</b>	<b>1 029</b>

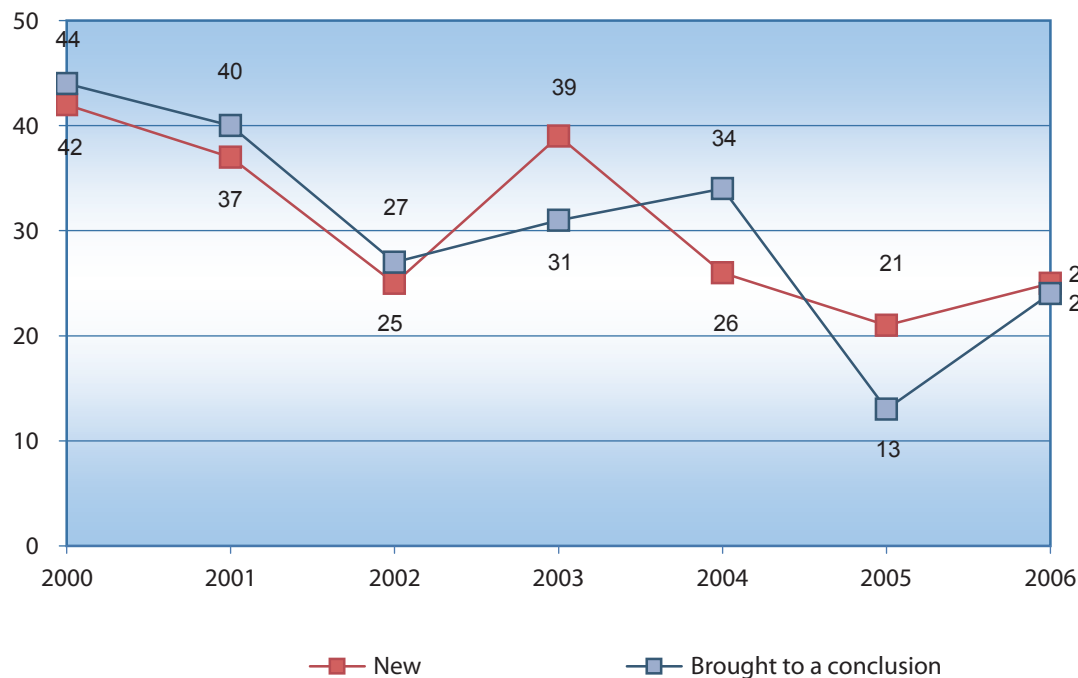
## 12. Cases pending as at 31 December — Bench hearing action (2000–06)

**Distribution in 2006**



	2000	2001	2002	2003	2004	2005	2006
Grand Chamber					6	1	2
Appeal Chamber							10
President of the Court							1
Chambers (5 judges)	247	264	276	251	187	146	117
Chambers (3 judges)	512	479	532	691	914	846	825
Single judge	5	3	8	6	1	4	2
Not assigned	23	46	56	51	66	36	72
<b>Total</b>	<b>787</b>	<b>792</b>	<b>872</b>	<b>999</b>	<b>1 174</b>	<b>1 033</b>	<b>1 029</b>

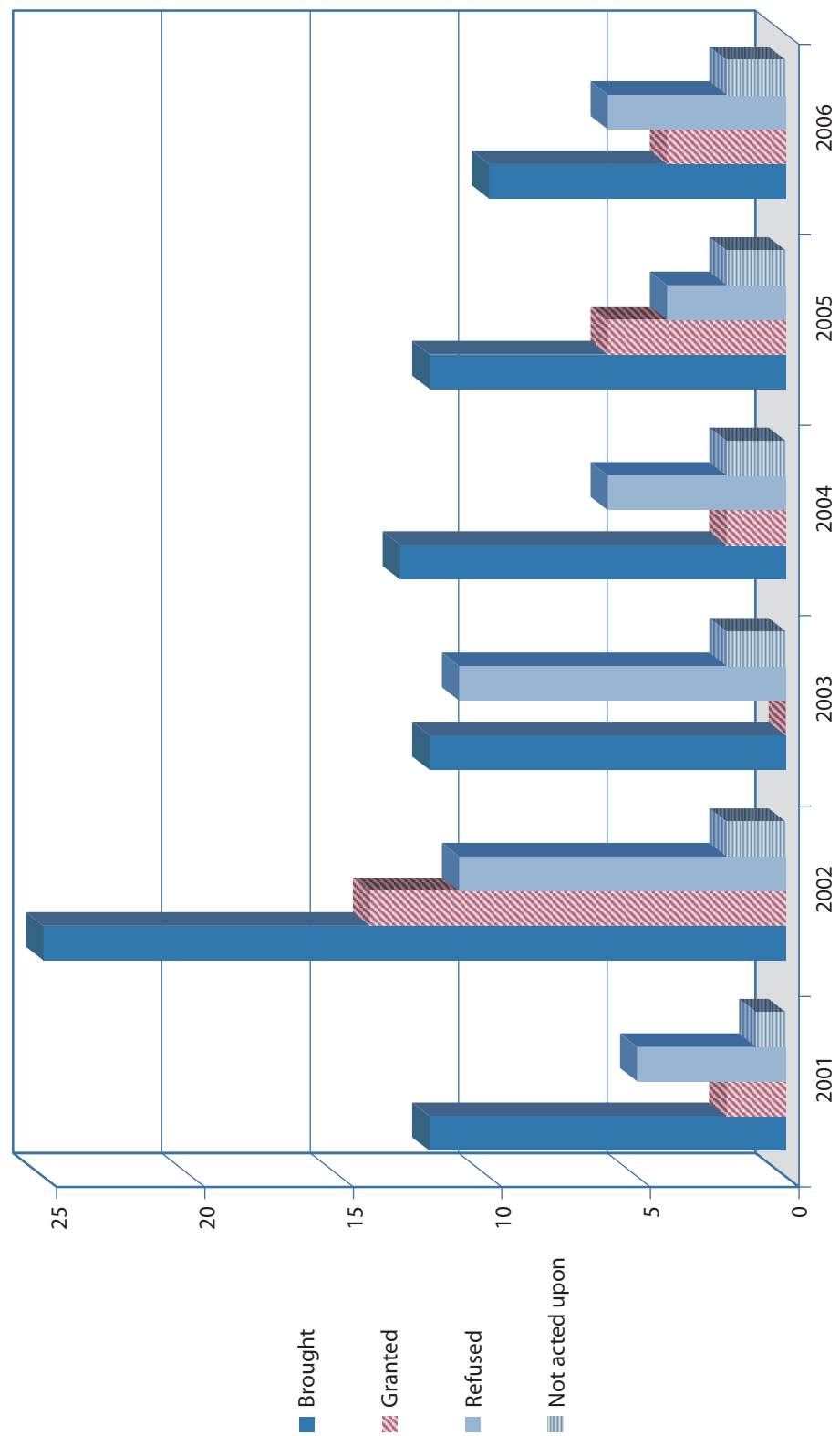
### 13. *Miscellaneous* — Proceedings for interim measures (2000–06)



#### Distribution in 2006

	New applications for interim measures	Applications for interim measures brought to a conclusion	Outcome		
			Dismissed	Granted	Removal from the register/ no need to adjudicate
Agriculture	5	1	1		
Commercial policy	1	1	1		
Company law	2	5	1	1	3
Competition	1	3	2	1	
Environment and consumers	7	6	5		1
Law governing the institutions	2	1	1		
Research, information, education and statistics	1				
Social policy	1				
State aid	4	4	4		
Transport	1	1	1		
<b>Total EC Treaty</b>	<b>25</b>	<b>22</b>	<b>16</b>	<b>2</b>	<b>4</b>
Staff Regulations		2	1		1
<b>OVERALL TOTAL</b>	<b>25</b>	<b>24</b>	<b>17</b>	<b>2</b>	<b>5</b>

#### 14. Miscellaneous — Expedited procedures (2001–06)



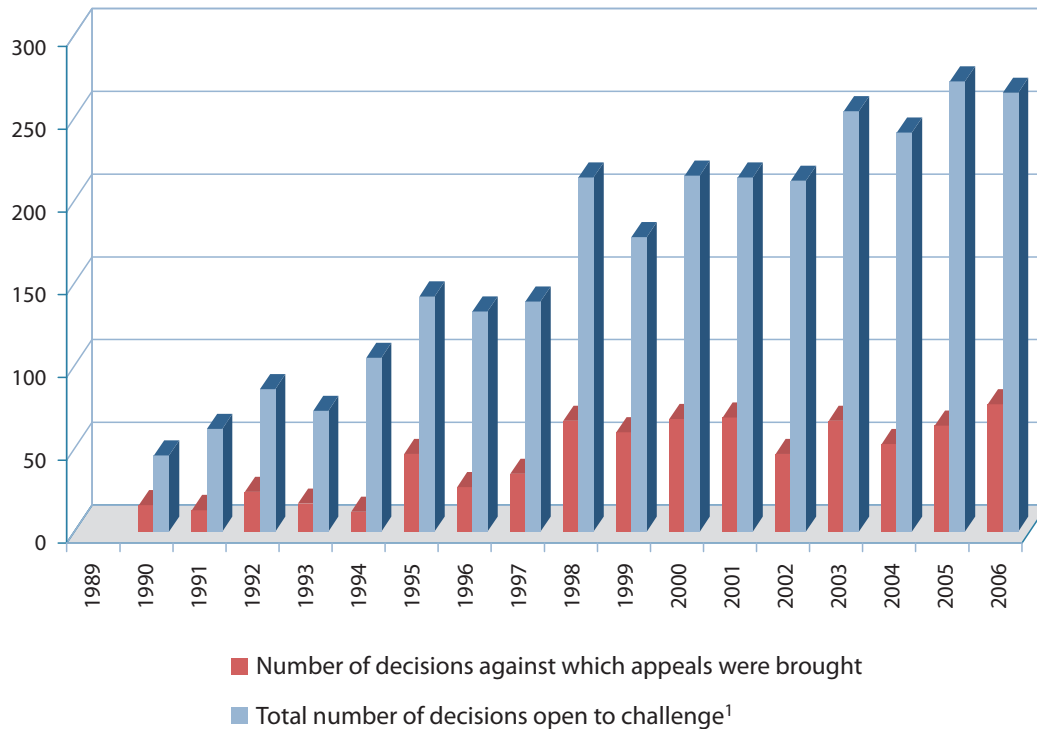


	2001			2002			2003			2004			2005			2006								
	Outcome			Outcome			Outcome			Outcome			Outcome			Outcome								
	Brought	Granted	Refused	Not acted upon	Brought	Granted	Refused	Not acted upon	Brought	Granted	Refused	Not acted upon	Brought	Granted	Refused	Not acted upon	Brought	Granted	Refused	Not acted upon				
Agriculture				Not acted upon	1		2						2				2	1	3	Not acted upon				
Commercial policy	1	1		1																				
Common foreign and security policy	1			1																				
Community own resources													2							2				
Company law									4	1	2		3	2	1	1								
Competition	1				15	13	2	1	1	1		3		2	3	2	4	2	2					
Environment and consumers								1	1	1		1		2	1		3	1	1					
External relations					1	1		1																
Fisheries policy									1	1														
Freedom of movement for persons									1				1											
Law governing the institutions	3	1	1	2		3		5	4		2		1		1									
Research, information, education and statistics					1					1														
Staff Regulations	3	3		2		1	1				1													
State aid	3	2		2		3		3	2	1							1							
Transport												1												
Total	12	2	5	1	25	14	11	2	12	0	11	2	13	2	6	2	12	6	4	2	10	4	6	2

The Court of First Instance may decide pursuant to Article 76a of the Rules of Procedure to deal with a case before it under an expedited procedure. That provision has been applicable since 1 February 2001.

The category 'Not acted upon' covers the following instances: withdrawal of the application for expedition, discontinuance of the action and cases in which the action is disposed of by way of order before the application for expedition has been ruled upon.

## 15. *Miscellaneous* — Appeals against decisions of the Court of First Instance (1989–2006)



	Number of decisions against which appeals were brought	Total number of decisions open to challenge <sup>1</sup>	Percentage of decisions against which appeals were brought
<b>1989</b>			
<b>1990</b>	16	46	35 %
<b>1991</b>	13	62	21 %
<b>1992</b>	24	86	28 %
<b>1993</b>	17	73	23 %
<b>1994</b>	12	105	11 %
<b>1995</b>	47	142	33 %
<b>1996</b>	27	133	20 %
<b>1997</b>	35	139	25 %
<b>1998</b>	67	214	31 %
<b>1999</b>	60	178	34 %
<b>2000</b>	68	215	32 %
<b>2001</b>	69	214	32 %
<b>2002</b>	47	212	22 %
<b>2003</b>	67	254	26 %
<b>2004</b>	53	241	22 %
<b>2005</b>	64	272	24 %
<b>2006</b>	77	265	29 %

<sup>1</sup> Total number of decisions open to challenge – judgments, and orders relating to admissibility, concerning interim measures, declaring that there was no need to give a decision or refusing leave to intervene – in respect of which the period for bringing an appeal expired or against which an appeal was brought.

## 16. Miscellaneous — Distribution of appeals according to the nature of the proceedings (1989–2006)

	1989		1990		1991		1992		1993		1994		1995		1996		1997									
	Appeals Decisions open to challenge	Appeals as a percentage	Appeals Decisions open to challenge	Appeals as a percentage	Appeals Decisions open to challenge	Appeals as a percentage	Appeals Decisions open to challenge	Appeals as a percentage	Appeals Decisions open to challenge	Appeals as a percentage	Appeals Decisions open to challenge	Appeals as a percentage	Appeals Decisions open to challenge	Appeals as a percentage	Appeals Decisions open to challenge	Appeals as a percentage	Appeals Decisions open to challenge									
Other actions			2	8	25 %	5	16	31 %	15	31	48 %	6	17	35 %	7	44	16 %	38	91	42 %	15	59	25 %	22	86	26 %
Intellectual property																										
Staff cases			14	38	37 %	8	46	17 %	8	54	15 %	10	55	18 %	5	61	8 %	9	51	18 %	12	74	16 %	13	53	25 %
Sub-total			16	46	35 %	13	62	21 %	23	85	27 %	16	72	22 %	12	105	11 %	47	142	33 %	27	133	20 %	35	139	25 %
Special forms of procedure								1	1	100 %	1	1	100 %	1	1	100 %										
Total			16	46	35 %	13	62	21 %	24	86	28 %	17	73	23 %	12	105	11 %	47	142	33 %	27	133	20 %	35	139	25 %

	1998		1999		2000		2001		2002		2003		2004		2005		2006										
	Appeals Decisions open to challenge	Appeals as a percentage	Appeals Decisions open to challenge	Appeals as a percentage	Appeals Decisions open to challenge	Appeals as a percentage	Appeals Decisions open to challenge	Appeals as a percentage	Appeals Decisions open to challenge	Appeals as a percentage	Appeals Decisions open to challenge	Appeals as a percentage	Appeals Decisions open to challenge	Appeals as a percentage	Appeals Decisions open to challenge	Appeals as a percentage	Appeals Decisions open to challenge										
Other actions	48	120	40 %	45	118	38 %	58	132	44 %	40	115	35 %	32	134	24 %	51	134	38 %	41	114	36 %	37	120	31 %	46	146	32 %
Intellectual property				1	1	100 %	1	7	14 %	13	25	52 %	6	20	30 %	7	33	21 %	7	45	16 %	16	71	23 %	18	59	31 %
Staff cases	18	93	19 %	14	59	24 %	8	75	11 %	15	73	21 %	9	58	16 %	9	87	10 %	5	82	6 %	11	81	14 %	13	60	22 %
Sub-total	66	213	31 %	60	178	34 %	67	214	31 %	68	213	32 %	47	212	22 %	67	254	26 %	53	241	22 %	64	272	24 %	77	265	29 %
Special forms of procedure	1	1	100 %				1	1	100 %																		
Total	67	214	31 %	60	178	34 %	68	215	32 %	69	214	32 %	47	212	22 %	67	254	26 %	53	241	22 %	64	272	24 %	77	265	29 %

## 17. *Miscellaneous* — Results of appeals (2006)

(judgments and orders)

	Appeal dismissed	Decision totally or partially set aside and no referral back	Decision totally or partially set aside and referral back	Removal from the register/ no need to adjudicate	Total
Agriculture	3		1		4
Approximation of laws	1				1
Competition	10	5		1	16
Customs union	1				1
Environment and consumers	1				1
External relations	1				1
Freedom of movement for persons	1				1
Freedom to provide services	1				1
Intellectual property	12			2	14
Justice and home affairs	1				1
Law governing the institutions	5				5
Procedure				1	1
Regional policy	1				1
Social policy	4				4
Staff Regulations	6	3		1	10
State aid	3				3
<b>Total</b>	<b>51</b>	<b>8</b>	<b>1</b>	<b>5</b>	<b>65</b>

## 18. *Miscellaneous* — General trend (1989–2006)

### New cases, completed cases, cases pending

	New cases <sup>1</sup>	Completed cases <sup>2</sup>	Cases pending as at 31 December
<b>1989</b>	169	1	168
<b>1990</b>	59	82	145
<b>1991</b>	95	67	173
<b>1992</b>	123	125	171
<b>1993</b>	596	106	661
<b>1994</b>	409	442	628
<b>1995</b>	253	265	616
<b>1996</b>	229	186	659
<b>1997</b>	644	186	1 117
<b>1998</b>	238	348	1 007
<b>1999</b>	384	659	732
<b>2000</b>	398	343	787
<b>2001</b>	345	340	792
<b>2002</b>	411	331	872
<b>2003</b>	466	339	999
<b>2004</b>	536	361	1 174
<b>2005</b>	469	610	1 033
<b>2006</b>	432	436	1 029
<b>Total</b>	<b>6 256</b>	<b>5 227</b>	

<sup>1</sup> 1989: the Court of Justice referred 153 cases to the newly created Court of First Instance.

1993: the Court of Justice referred 451 cases as a result of the first extension of the jurisdiction of the Court of First Instance.

1994: the Court of Justice referred 14 cases as a result of the second extension of the jurisdiction of the Court of First Instance.

2004–05: the Court of Justice referred 25 cases as a result of the third extension of the jurisdiction of the Court of First Instance.

<sup>2</sup> 2005–06: the Court of First Instance referred 118 cases to the newly created Civil Service Tribunal.