

C – Statistics concerning the judicial activity of the Court of Justice

General activity of the Court of Justice

1. New cases, completed cases, cases pending (2000–07)

New cases

2. Nature of proceedings (2000–07)
3. Direct actions — Type of action (2007)
4. Subject matter of the action (2007)
5. Actions for failure of a Member State to fulfil its obligations (2000–07)

Completed cases

6. Nature of proceedings (2000–07)
7. Judgments, orders, opinions (2007)
8. Bench hearing action (2000–07)
9. Subject matter of the action (2000–07)
10. Subject matter of the action (2007)
11. Judgments concerning failure of a Member State to fulfil its obligations: outcome (2007)
12. Duration of proceedings (2000–07)

Cases pending as at 31 December

13. Nature of proceedings (2000–07)
14. Bench hearing action (2007)

Miscellaneous

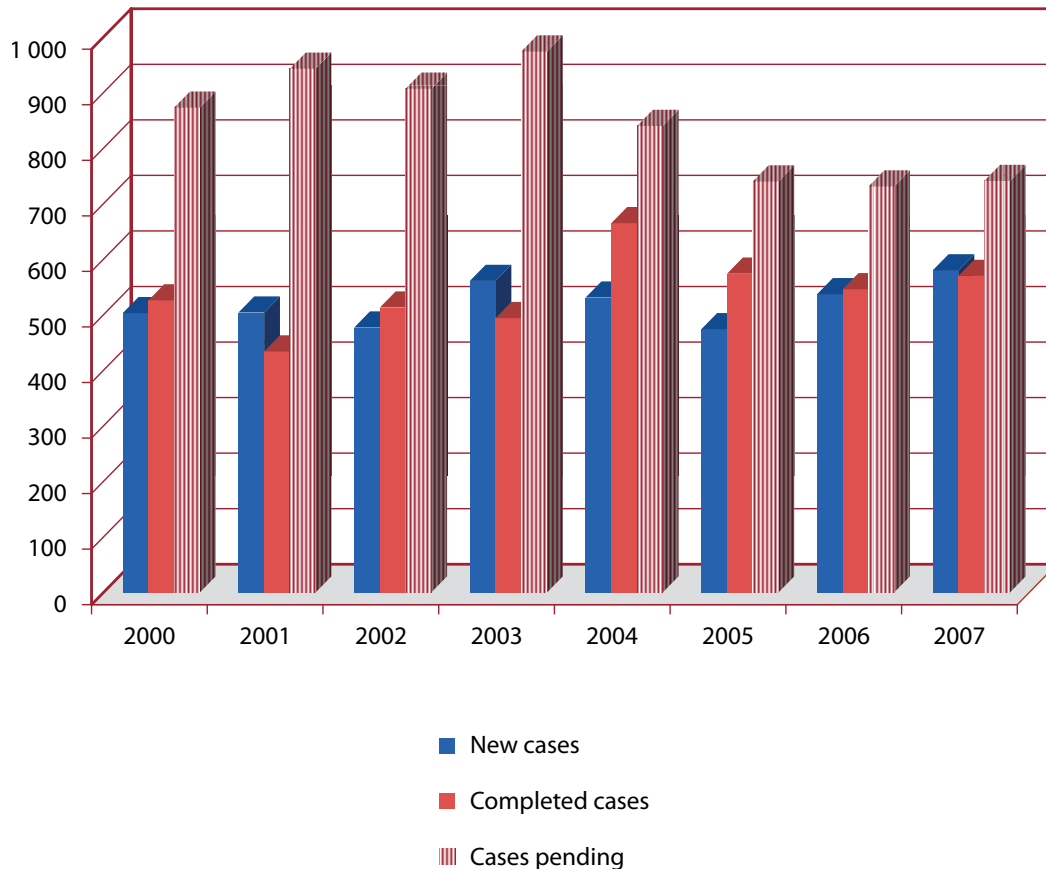
15. Expedited and accelerated procedures (2000–07)
16. Proceedings for interim measures (2007)

General trend in the work of the Court (1952–2007)

17. New cases and judgments
18. New references for a preliminary ruling (by Member State per year)
19. New references for a preliminary ruling (by Member State and by court or tribunal)
20. New actions for failure of a Member State to fulfil its obligations



1. General activity of the Court of Justice — New cases, completed cases, cases pending (2000–07) ⁽¹⁾

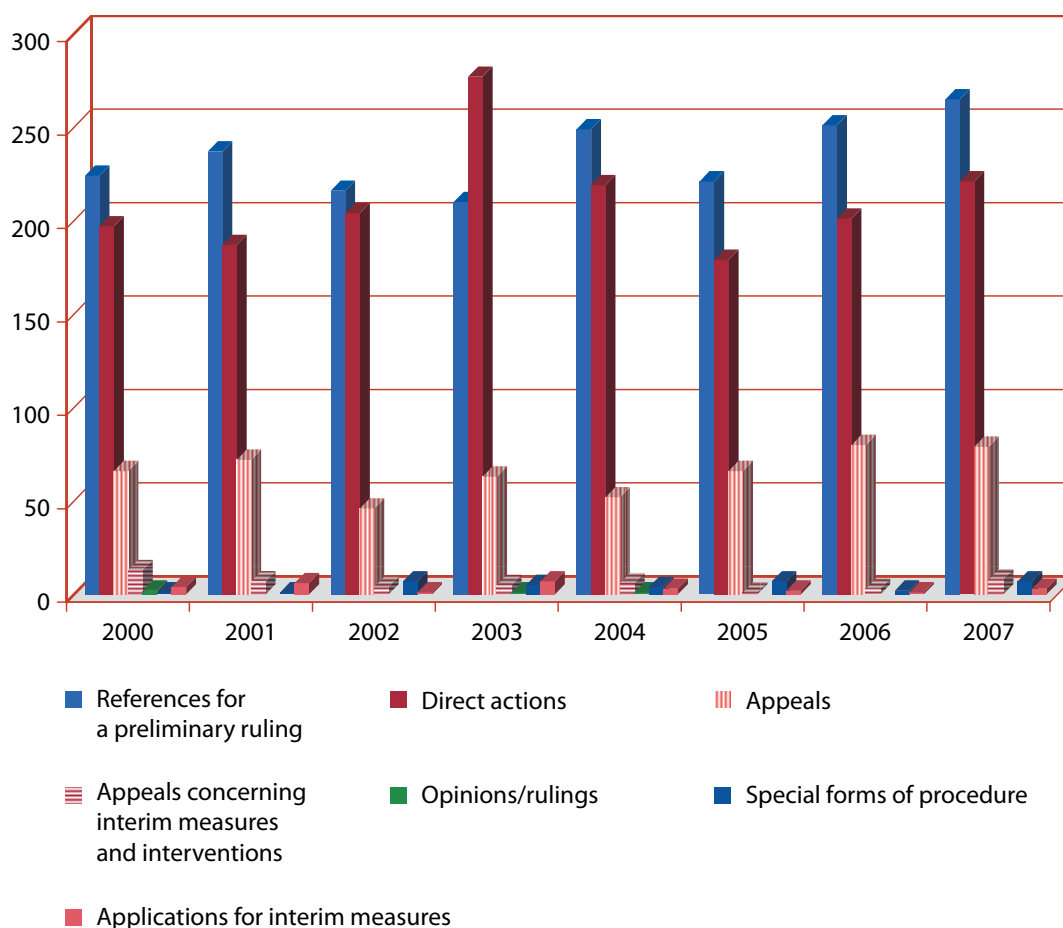


	2000	2001	2002	2003	2004	2005	2006	2007
New cases	503	504	477	561	531	474	537	580
Completed cases	526	434	513	494	665	574	546	570
Cases pending	873	943	907	974	840	740	731	741

(1) The figures given (gross figures) represent the total number of cases, without account being taken of the joinder of cases on the ground of similarity (one case number = one case).



2. New cases — Nature of proceedings (2000–07) ⁽¹⁾

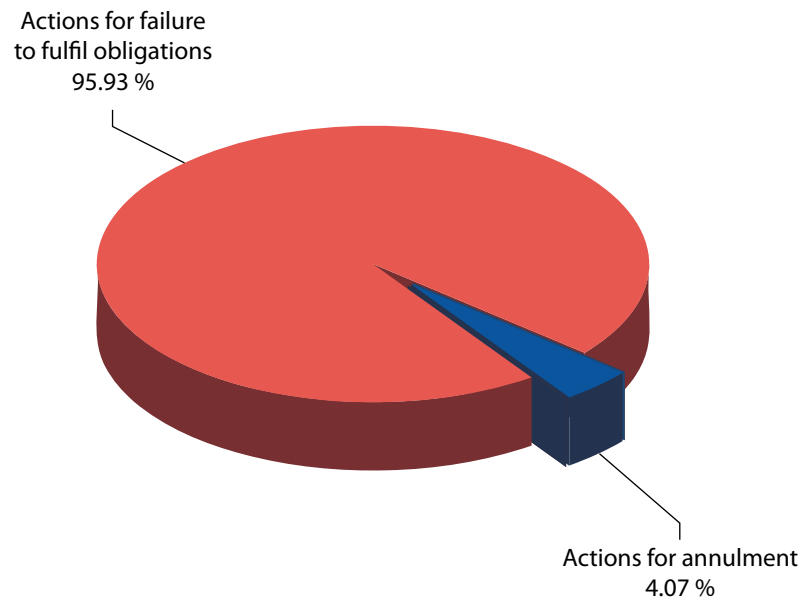


	2000	2001	2002	2003	2004	2005	2006	2007
References for a preliminary ruling	224	237	216	210	249	221	251	265
Direct actions	197	187	204	277	219	179	201	221
Appeals	66	72	46	63	52	66	80	79
Appeals concerning interim measures and interventions	13	7	4	5	6	1	3	8
Opinions/rulings	2			1	1			
Applications for interim measures	1	1	7	5	4	7	2	7
Total	503	504	477	561	531	474	537	580
Applications for interim measures	4	6	1	7	3	2	1	3

(¹) The figures given (gross figures) represent the total number of cases, without account being taken of the joinder of cases on the ground of similarity (one case number = one case).



3. *New cases — Direct actions — Type of action (2007) (1)*



Actions for annulment	9
Actions for failure to act	
Actions for damages	
Actions for failure to fulfil obligations	212
Total	221

(1) The figures given (gross figures) represent the total number of cases, without account being taken of the joinder of cases on the ground of similarity (one case number = one case).



4. New cases ⁽¹⁾ — Subject-matter of the action (2007) ⁽²⁾

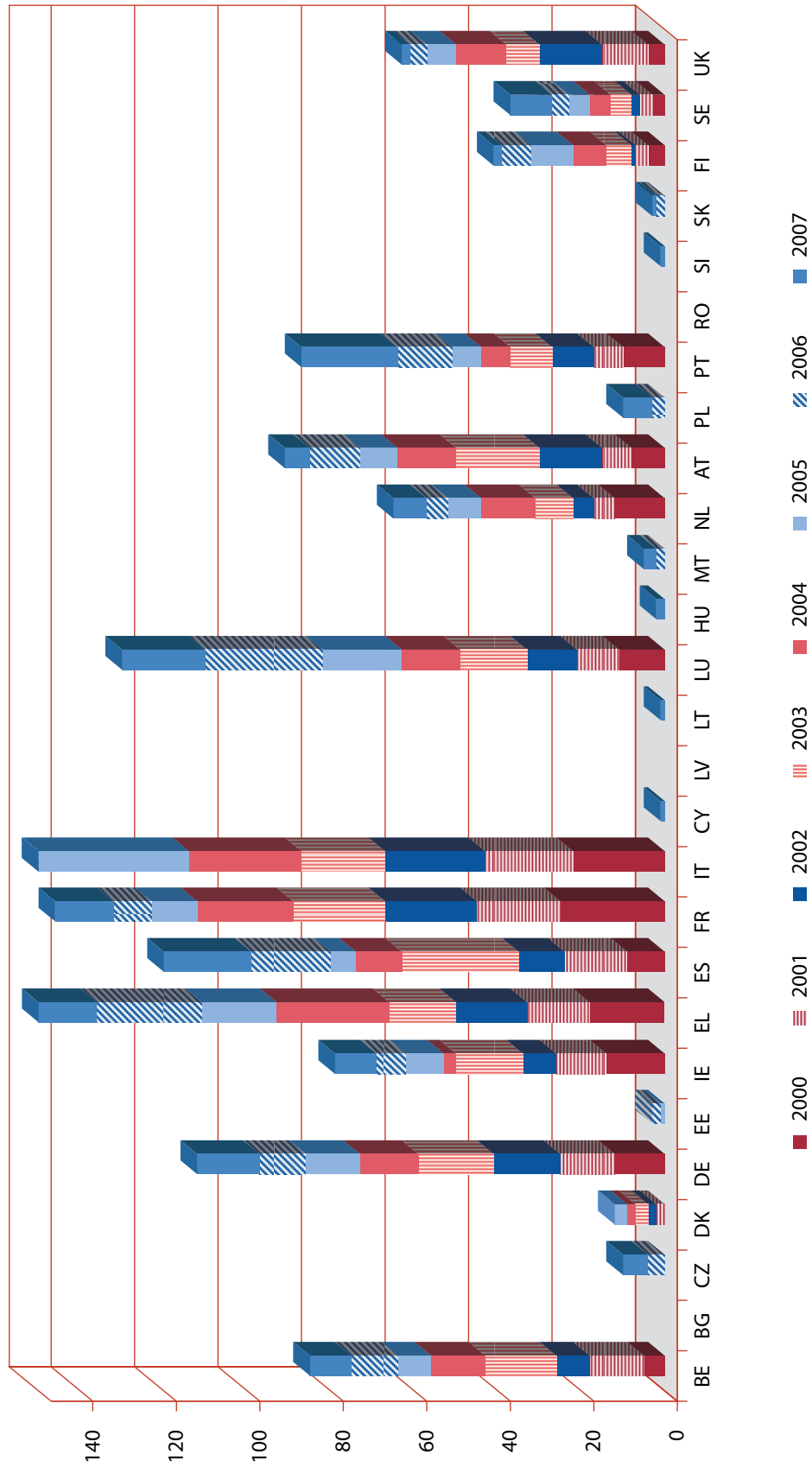
	Direct actions	References for a preliminary ruling	Appeals	Appeals concerning interim measures and interventions	Total	Special forms of procedure
Agriculture	6	26			32	
Approximation of laws	35	25			60	
Area of freedom, security and justice	22	8			30	
Brussels Convention		3			3	
Common Customs Tariff		7	1		8	
Community own resources	2				2	
Company law	5	8	1		14	
Competition	3	8	20		31	
Customs union		8	2		10	
Economic and monetary policy			1		1	
Energy	1	1			2	
Environment and consumers	38	15	5	2	60	
European citizenship		2			2	
External relations	4	4	2		10	
Fisheries policy	4	1			5	
Free movement of capital	1	6			7	
Free movement of goods	8	6	1		15	
Freedom of establishment	10	14			24	
Freedom of movement for persons	11	17			28	
Freedom to provide services	2	3	1		6	
Industrial policy	19	6			25	
Intellectual property	11	3	14		28	
Justice and home affairs		1			1	
Law governing the institutions	8	1	8	5	22	
Principles of Community law	1	2			3	
Privileges and immunities		2			2	
Regional policy			3		3	
Research, information, education and statistics	1				1	
Social policy	10	32			42	
Social security for migrant workers		2			2	
Staff Regulations			1		1	
State aid	3	4	10	1	18	
Taxation	6	42			48	
Transport	10	5			15	
EC Treaty	221	262	70	8	561	
EU Treaty						
CS Treaty		1			1	
EA Treaty	1		1		2	
Procedure						7
Staff Regulations			9		9	
Others			9		9	7
Overall total	222	263	80	8	573	7

⁽¹⁾ Taking no account of applications for interim measures.

⁽²⁾ The figures given (gross figures) represent the total number of cases, without account being taken of the joinder of cases on the ground of similarity (one case number = one case).



5. New cases — Actions for failure of a Member State to fulfil its obligations (2000–07) ⁽¹⁾



	BE	BG	CZ	DK	DE	EE	IE	EL	ES	FR	IT	CY	LV	LT	LU	HU	MT	NL	AT	PL	PT	RO	SI	SK	FI	SE	UK	Total
2000	5				12		14	18	9	25	22				11			12	8		10				4	3	4	157
2001	13			2	13		12	15	15	20	21				10			5	7		7				3	3	11	157
2002	8			2	16		8	17	11	22	24				12			5	15		10				1	2	15	168
2003	17			3	18		16	16	28	22	20				16			9	20		10				6	5	8	214
2004	13			2	14		3	27	11	23	27				14			13	14		7				8	5	12	193 ⁽²⁾
2005	8			3	13	1	9	18	6	11	36				19			8	9		7				10	5	7	170
2006	11			4	11	2	7	25	19	9	25				28		2	5	12	3	13			2	7	4	4	193
2007	10			6	15		10	26	21	14	23	1		1	20	2	3	8	6	7	23		1	1	2	10	2	212

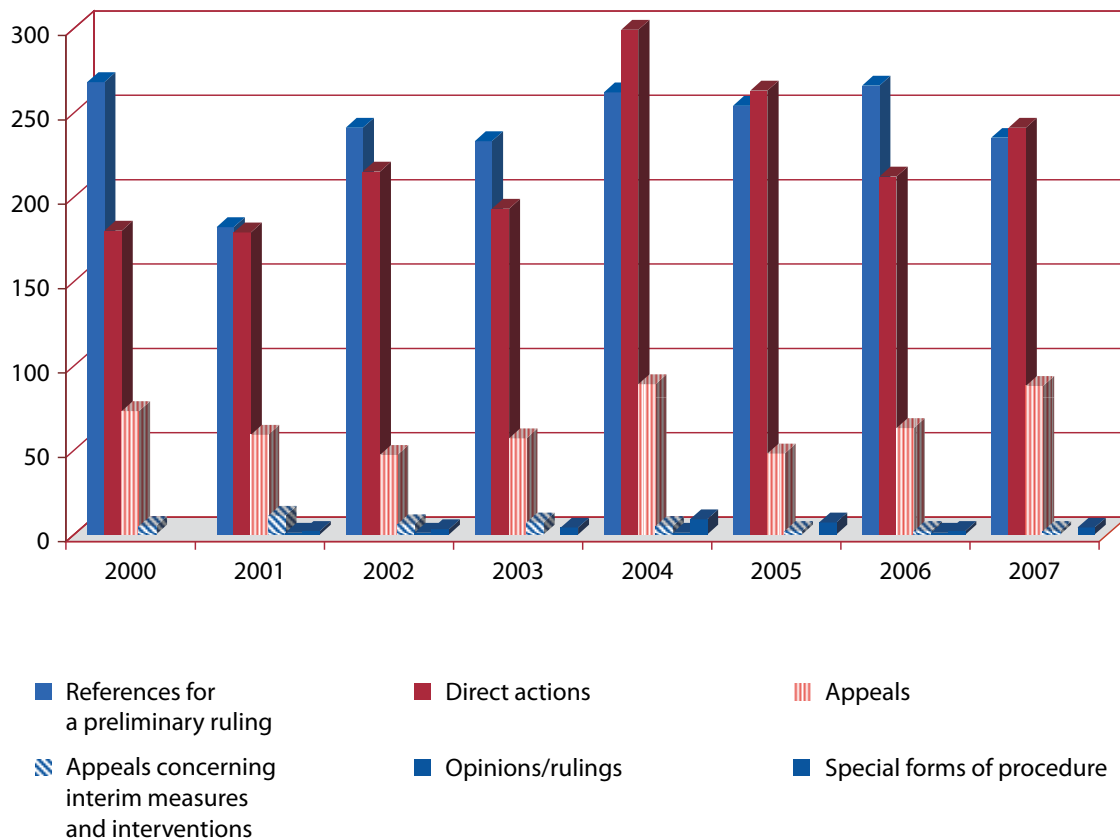
(1) The figures given (gross figures) represent the total number of cases, without account being taken of the joinder of cases on the ground of similarity (one case number = one case).

The actions covered are actions under Articles 93, 169, 170, 171 and 225 of the EC Treaty (now Articles 88 EC, 226 EC, 227 EC, 228 EC and 298 EC), Articles 141 EA, 142 EA and 143 EA and Article 88 CS.

(2) Including one action brought under Article 170 of the EC Treaty (now Article 227 EC).



6. Completed cases — Nature of proceedings (2000–07) ⁽¹⁾ ⁽²⁾



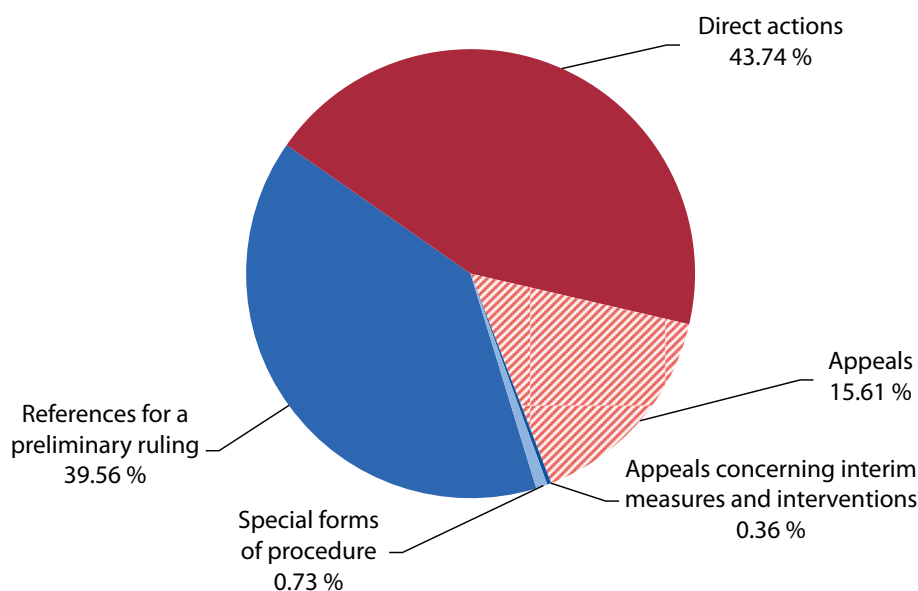
	2000	2001	2002	2003	2004	2005	2006	2007
References for a preliminary ruling	268	182	241	233	262	254	266	235
Direct actions	180	179	215	193	299	263	212	241
Appeals	73	59	47	57	89	48	63	88
Appeals concerning interim measures and interventions	5	11	6	7	5	2	2	2
Opinions/rulings		1	1		1		1	
Special forms of procedure		2	3	4	9	7	2	4
Total	526	434	513	494	665	574	546	570

⁽¹⁾ The figures given (gross figures) represent the total number of cases, without account being taken of the joinder of cases on the ground of similarity (one case number = one case).

⁽²⁾ The following are considered to be ‘special forms of procedure’: taxation of costs (Article 74 of the Rules of Procedure); legal aid (Article 76 of the Rules of Procedure); application to set a judgment aside (Article 94 of the Rules of Procedure); third-party proceedings (Article 97 of the Rules of Procedure); interpretation of a judgment (Article 102 of the Rules of Procedure); revision of a judgment (Article 98 of the Rules of Procedure); rectification of a judgment (Article 66 of the Rules of Procedure); attachment procedure (Protocol on Privileges and Immunities); cases concerning immunity (Protocol on Privileges and Immunities).



7. Completed cases — Judgments, orders, opinions (2007) ⁽¹⁾



	Judgments	Non-interlocutory orders ⁽²⁾	Interlocutory orders ⁽³⁾	Other orders ⁽⁴⁾	Opinions of the Court	Total
References for a preliminary ruling	175	22		21		218
Direct actions	153	1		87		241
Appeals	50	32		4		86
Appeals concerning interim measures and interventions			2			2
Opinions/rulings						
Special forms of procedure	1	2		1		4
Total	379	57	2	113	0	551

⁽¹⁾ The figures given (net figures) represent the number of cases after joinder on the ground of similarity (a set of joined cases = one case).

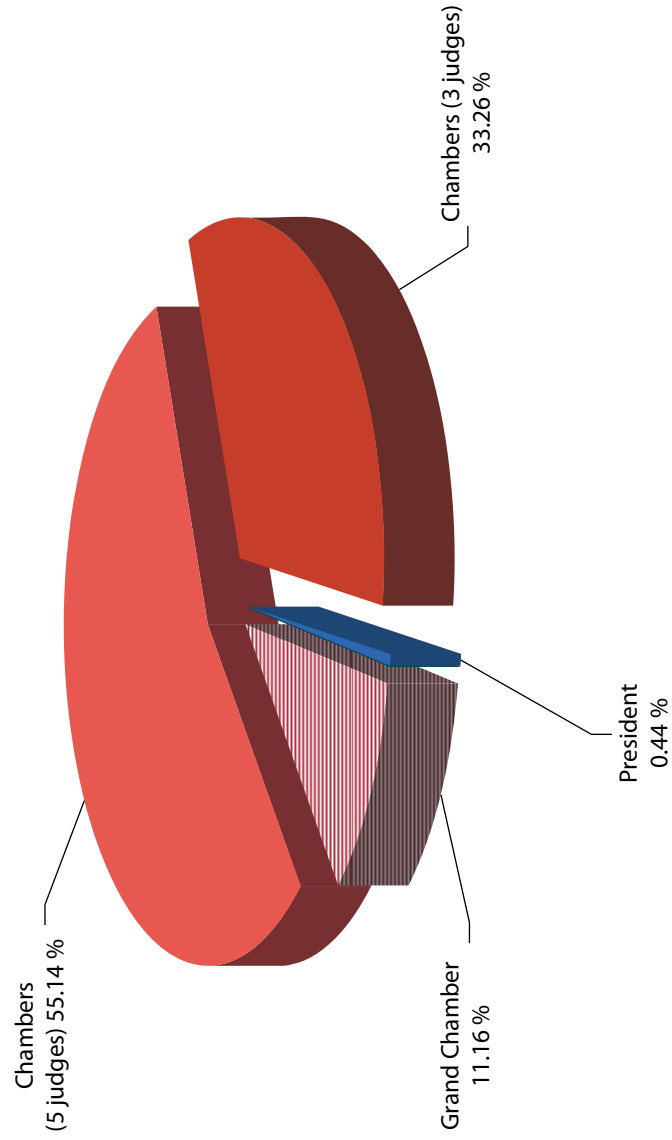
⁽²⁾ Orders terminating proceedings by judicial determination (inadmissibility, manifest inadmissibility and so forth).

⁽³⁾ Orders made following an application on the basis of Article 185 or 186 of the EC Treaty (now Articles 242 EC and 243 EC), Article 187 of the EC Treaty (now Article 244 EC) or the corresponding provisions of the EA and CS Treaties, or following an appeal against an order concerning interim measures or interventions.

⁽⁴⁾ Orders terminating the case by removal from the register, declaring that there is no need to give a decision or referral to the Court of First Instance.



8. Completed cases — Bench hearing action (2000–07) ⁽¹⁾



	2000		2001		2002		2003		2004		2005		2006		2007							
	Judgments/opinions	Orders ⁽²⁾	Judgments/opinions	Orders ⁽²⁾	Judgments/opinions	Orders ⁽²⁾	Judgments/opinions	Orders ⁽²⁾	Judgments/opinions	Orders ⁽²⁾	Judgments/opinions	Orders ⁽²⁾	Judgments/opinions	Orders ⁽²⁾	Judgments/opinions	Orders ⁽²⁾	Total					
Full Court	31	6	37	33	2	35	27	4	31	48	2	50	21	1	2							
Small plenary ⁽³⁾	91		91	24		24	52		52	35		35	1									
Grand Chamber													31	1	32	59	51					
Chambers (5 judges)	162	3	165	155	13	168	177	10	187	200	8	208	257	18	275	245	250					
Chambers (3 judges)	50	40	90	59	42	101	60	27	87	51	27	78	113	61	174	103	154					
President		4	4		11	11		3	3		7	7		6	6	2	2					
Total	334	53	387	271	68	339	316	44	360	334	44	378	423	86	509	408	466	55	444	397	60	457

(1) The figures given (gross figures) represent the total number of cases, without account being taken of the joinder of cases on the ground of similarity (one case number = one case).

(2) Orders terminating proceedings by judicial determination (other than those removing a case from the register, declaring that there is no need to give a decision or referring a case to the Court of First Instance).

(3) Composition of the Court which existed before the entry into force of the Treaty of Nice.



9. Completed cases — Subject matter of the action (2000–07) ⁽¹⁾

	2000	2001	2002	2003	2004	2005	2006	2007
Accession of new States			1	2	2	1		1
Agriculture	14	35	36	37	60	63	30	23
Approximation of laws		15	23	34	33	41	19	22
Arbitration clause	1							
Area of freedom, security and justice					2	5	9	17
Association of the Overseas Countries and Territories	1				1	2		
Brussels Convention		1	7	4	7	8	4	2
Commercial policy	15	7	1	4		4	1	1
Common Customs Tariff		7	7		4	7	7	10
Common foreign and security policy								4
Community own resources		1	1	1		2	6	3
Company law	4	8	6	17	16	24	10	16
Competition	20	16	13	13	29	17	30	17
Customs union		3	3	8	12	9	9	12
Economic and monetary policy					2			1
Energy			1		1	3	6	4
Environment and consumers	4	30	38	48	67	44	40	50
European citizenship	1	2		1	1	2	4	2
External relations	4	9	7	8	9	8	11	9
Fisheries policy		4	10	2	6	11	7	6
Free movement of capital		2	24	3	4	5	4	13
Free movement of goods	5	8	7	19	17	11	8	14
Freedom of establishment		5	8	13	14	5	21	19
Freedom of movement for persons	4	6	10	11	17	17	20	19
Freedom to provide services	1	13	13	15	23	11	17	23
Industrial policy		3	4	4	11	11		11
Intellectual property	7	1	1	4	20	5	19	21
Justice and home affairs				3			2	
Law governing the institutions	19	8	2	12	13	16	15	6
Principles of Community law		1	4	8	4	2	1	4
Privileges and immunities				1		1	1	1
Regional policy	4	1	1			5		7
Research, information, education and statistics	1							
Social policy	17	29	13	20	44	29	29	26
Social security for migrant workers		11	12	5	6	10	7	7
State aid	17	9	15	21	21	23	23	9
Taxation		37	22	26	28	34	55	44
Transport	2	11	25	6	11	16	9	6
EC Treaty	141	283	315	350	485	452	424	430
EU Treaty						3	3	4
CS Treaty	3	4	4	15	1	3		1
EA Treaty			3	2	2	1	4	1
Privileges and immunities		1		1	1			
Procedure		1	2	3	8	1	2	3
Staff Regulations	97	16	11	7	12	6	9	17
Others	97	18	13	11	21	7	11	20
Overall total	241	305	335	378	509	466	442	456

(1) The figures given (gross figures) represent the total number of cases, without account being taken of the joinder of cases on the ground of similarity (one case number = one case).



10. Completed cases — Subject matter of the action (2007) ⁽¹⁾

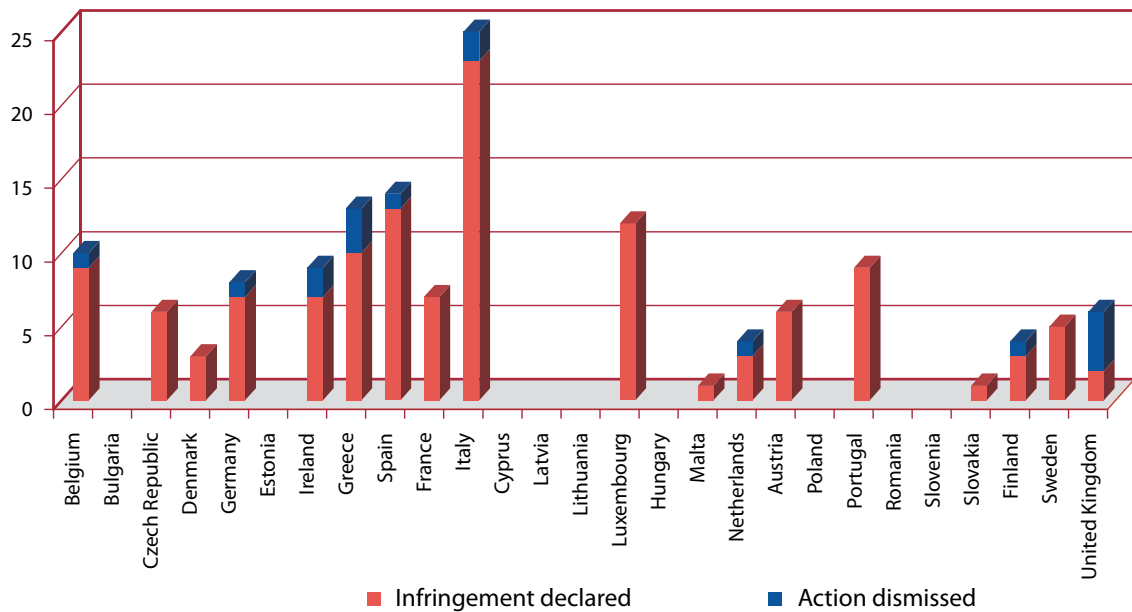
	Judgments/ opinions	Orders ⁽²⁾	Total
Accession of new States	1		1
Agriculture	22	1	23
Approximation of laws	21	1	22
Area of freedom, security and justice	17		17
Brussels Convention	2		2
Commercial policy	1		1
Common Customs Tariff	9	1	10
Common foreign and security policy	4		4
Community own resources	1	2	3
Company law	13	3	16
Competition	13	4	17
Customs union	10	2	12
Economic and monetary policy	1		1
Energy	4		4
Environment and consumers	47	3	50
European citizenship	2		2
External relations	8	1	9
Fisheries policy	6		6
Free movement of capital	10	3	13
Free movement of goods	13	1	14
Freedom of establishment	17	2	19
Freedom of movement for persons	15	4	19
Freedom to provide services	21	2	23
Industrial policy	11		11
Intellectual property	13	8	21
Law governing the institutions	3	3	6
Principles of Community law	3	1	4
Privileges and immunities	1		1
Regional policy	6	1	7
Social policy	25	1	26
Social security for migrant workers	5	2	7
State aid	7	2	9
Taxation	42	2	44
Transport	6		6
EC Treaty	380	50	430
EU Treaty	4		4
CS Treaty	1		1
EA Treaty	1		1
Procedure	1	2	3
Staff Regulations	10	7	17
Others	11	9	20
Overall total	397	59	456

⁽¹⁾ The figures given (gross figures) represent the total number of cases, without account being taken of the joinder of cases on the ground of similarity (one case number = one case).

⁽²⁾ Orders terminating proceedings by judicial determination (other than those removing a case from the register, declaring that there is no need to give a decision or referring a case to the Court of First Instance).



11. Completed cases — Judgments concerning failure of a Member State to fulfil its obligations: outcome (2007) ⁽¹⁾



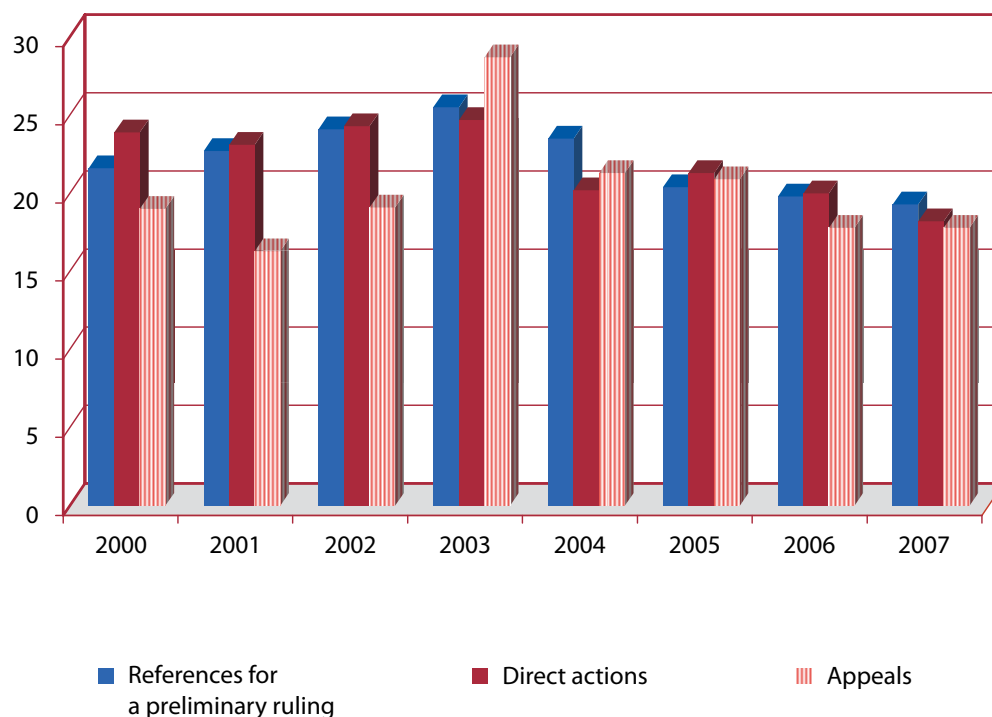
	Infringement declared	Action dismissed	Total
Belgium	9	1	10
Bulgaria			
Czech Republic	6		6
Denmark	3		3
Germany	7	1	8
Estonia			
Ireland	7	2	9
Greece	10	3	13
Spain	13	1	14
France	7		7
Italy	23	2	25
Cyprus			
Latvia			
Lithuania			
Luxembourg	12		12
Hungary			
Malta	1		1
Netherlands	3	1	4
Austria	6		6
Poland			
Portugal	9		9
Romania			
Slovenia			
Slovakia	1		1
Finland	3	1	4
Sweden	5		5
United Kingdom	2	4	6
Total	127	16	143

(1) The figures given (net figures) represent the number of cases after joinder on the ground of similarity (a set of joined cases = one case).



12. Completed cases — Duration of proceedings (2000–07) ⁽¹⁾

(decisions by way of judgments and orders) ⁽²⁾



	2000	2001	2002	2003	2004	2005	2006	2007
References for a preliminary ruling	21.6	22.7	24.1	25.5	23.5	20.4	19.8	19.3
Direct actions	23.9	23.1	24.3	24.7	20.2	21.3	20	18.2
Appeals	19	16.3	19.1	28.7	21.3	20.9	17.8	17.8

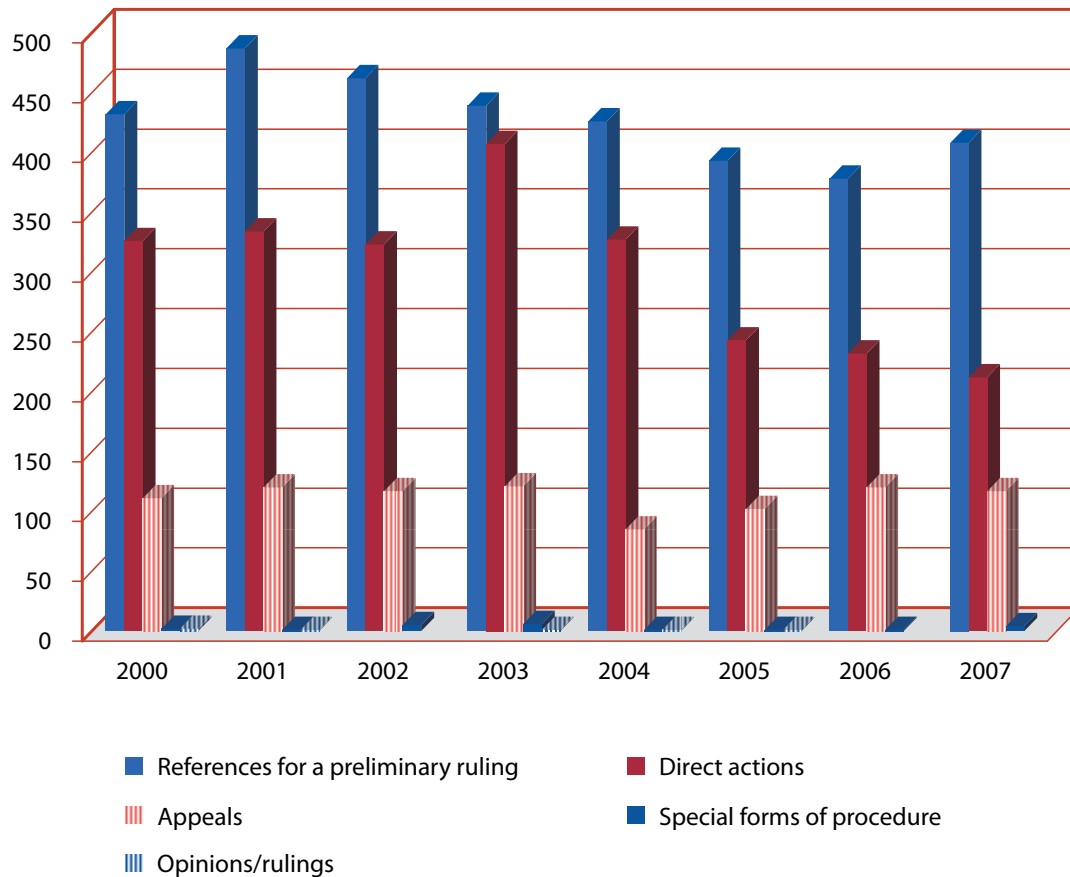
⁽¹⁾ The following types of cases are excluded from the calculation of the duration of proceedings: cases involving an interlocutory judgment or a measure of inquiry; opinions and rulings on agreements; special forms of procedure (namely taxation of costs, legal aid, application to set a judgment aside, third-party proceedings, interpretation of a judgment, revision of a judgment, rectification of a judgment, attachment procedure, cases concerning immunity); cases terminated by an order removing the case from the register, declaring that there is no need to give a decision or referring or transferring the case to the Court of First Instance; proceedings for interim measures and appeals concerning interim measures and interventions.

The duration of proceedings is expressed in months and tenths of months.

⁽²⁾ Other than orders terminating a case by removal from the register, declaring that there is no need to give a decision or referral to the Court of First Instance.



13. Cases pending as at 31 December — Nature of proceedings (2000–07) ⁽¹⁾

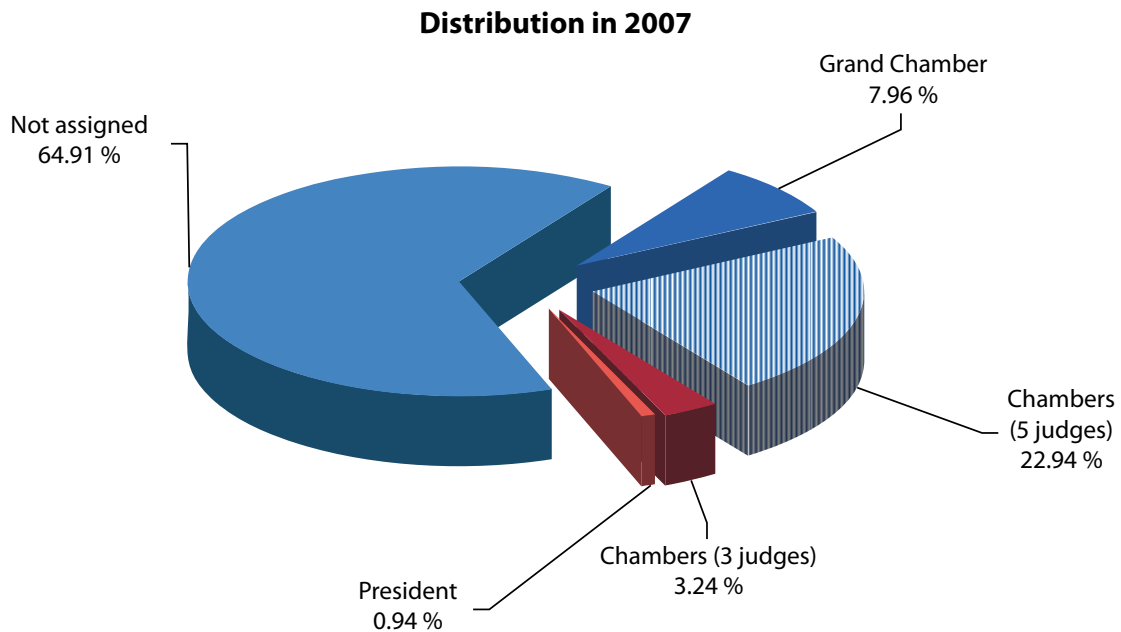


	2000	2001	2002	2003	2004	2005	2006	2007
References for a preliminary ruling	432	487	462	439	426	393	378	408
Direct actions	326	334	323	407	327	243	232	212
Appeals	111	120	117	121	85	102	120	117
Special forms of procedure	2	1	5	6	1	1	1	4
Opinions/rulings	2	1		1	1	1		
Total	873	943	907	974	840	740	731	741

(¹) The figures given (gross figures) represent the total number of cases, without account being taken of the joinder of cases on the ground of similarity (one case number = one case).



14. Cases pending as at 31 December — Bench hearing action (2007) ⁽¹⁾



	2000	2001	2002	2003	2004	2005	2006	2007
Not assigned	634	602	546	690	547	437	490	481
Full Court	34	31	47	21	2	2		
Small plenary ⁽²⁾	26	66	36	1				
Grand Chamber				24	56	60	44	59
Chambers (5 judges)	129	199	234	195	177	212	171	170
Chambers (3 judges)	42	42	42	42	57	29	26	24
President	8	3	2	1	1			7
Total	873	943	907	974	840	740	731	741

⁽¹⁾ The figures given (gross figures) represent the total number of cases, without account being taken of the joinder of cases on the ground of similarity (one case number = one case).

⁽²⁾ Composition of the Court which existed before the entry into force of the Treaty of Nice.



15. *Miscellaneous* — Expedited and accelerated procedures (2000–07) ⁽¹⁾

	2000		2001		2002		2003		2004		2005		2006		2007		Total
	Granted	Not granted	Granted	Not granted	Granted	Not granted	Granted	Not granted	Granted	Not granted	Granted	Not granted	Granted	Not granted	Granted	Not granted	
Direct actions						1		3	1	2						1	8
References for a preliminary ruling		1	1	5		1		3		10		5		5		6	37
Appeals				2			1	1								1	5
Opinions of the Court										1							1
Total		1	1	7		2	1	7	1	13		5		5		8	51

(1) A case before the Court of Justice may be dealt with under such a procedure pursuant to the provisions of Articles 62a and 104a of the Rules of Procedure, as amended with effect from 1 July 2000.



16. *Miscellaneous* — Proceedings for interim measures (2007) ⁽¹⁾

	New applications for interim measures	New appeals concerning interim measures and interventions	Outcome		
			Dismissed	Granted	Removed from the register or no need to give a decision
State aid		1	1		
Environment and consumers	2	1	1		2
Total EC Treaty	2	2	2		2
Others					
Overall total	2	2	2		2

(¹) The figures given (net figures) represent the number of cases after joinder on the ground of similarity (a set of joined cases = one case).



17. General trend in the work of the Court (1952–2007) — New cases and judgments

Year	New cases ⁽¹⁾						Judgments ⁽²⁾
	Direct actions ⁽³⁾	References for a preliminary ruling	Appeals	Appeals concerning interim measures and interventions	Total	Applications for interim measures	
1953	4				4		
1954	10				10		2
1955	9				9	2	4
1956	11				11	2	6
1957	19				19	2	4
1958	43				43		10
1959	47				47	5	13
1960	23				23	2	18
1961	25	1			26	1	11
1962	30	5			35	2	20
1963	99	6			105	7	17
1964	49	6			55	4	31
1965	55	7			62	4	52
1966	30	1			31	2	24
1967	14	23			37		24
1968	24	9			33	1	27
1969	60	17			77	2	30
1970	47	32			79		64
1971	59	37			96	1	60
1972	42	40			82	2	61
1973	131	61			192	6	80
1974	63	39			102	8	63
1975	62	69			131	5	78
1976	52	75			127	6	88
1977	74	84			158	6	100
1978	147	123			270	7	97
1979	1 218	106			1 324	6	138
1980	180	99			279	14	132
1981	214	108			322	17	128
1982	217	129			346	16	185
1983	199	98			297	11	151
1984	183	129			312	17	165

>>>



Year	New cases ⁽¹⁾						Judgments ⁽²⁾
	Direct actions ⁽³⁾	References for a preliminary ruling	Appeals	Appeals concerning interim measures and interventions	Total	Applications for interim measures	
1985	294	139			433	23	211
1986	238	91			329	23	174
1987	251	144			395	21	208
1988	193	179			372	17	238
1989	244	139			383	19	188
1990 ⁽⁴⁾	221	141	15	1	378	12	193
1991	142	186	13	1	342	9	204
1992	253	162	24	1	440	5	210
1993	265	204	17		486	13	203
1994	128	203	12	1	344	4	188
1995	109	251	46	2	408	3	172
1996	132	256	25	3	416	4	193
1997	169	239	30	5	443	1	242
1998	147	264	66	4	481	2	254
1999	214	255	68	4	541	4	235
2000	199	224	66	13	502	4	273
2001	187	237	72	7	503	6	244
2002	204	216	46	4	470	1	269
2003	278	210	63	5	556	7	308
2004	220	249	52	6	527	3	375
2005	179	221	66	1	467	2	362
2006	201	251	80	3	535	1	351
2007	221	265	79	8	573	3	379
Total	8 129	6 030	840	69	15 068	345	7 557

⁽¹⁾ Gross figures; special forms of procedure are not included.

⁽²⁾ Net figures.

⁽³⁾ Including opinions of the Court.

⁽⁴⁾ The Court of First Instance began operating in 1989.



18. General trend in the work of the Court (1952–2007) — New references for a preliminary ruling (by Member State per year) ⁽¹⁾

	BE	BG	CZ	DK	DE	EE	IE	EL	ES	FR	IT	CY	LV	LT	LU	HU	MT	NL	AT	PL	PT	RO	SI	SK	FI	SE	UK	Benelux ⁽²⁾	Total	
1961																		1											1	
1962																		5												5
1963															1			5												6
1964																		4												6
1965										2								1												7
1966																		1												1
1967										3					1			3												23
1968										1	1							2												9
1969										1					1															17
1970										2	2							3												32
1971										6	5				1			6												37
1972										1	4							10												40
1973										4	5				1			6												61
1974										6	5							7									1			39
1975										15	14				1			4								1				69
1976										8	12							14								1				75
1977										14	7							9								5				84
1978										12	11							38								5				123
1979										18	19				1			11								8				106
1980										14	19							17								6				99
1981										17	11				4			17								5				108
1982										39	18							21								4				129
1983										15	7							19								6				98

>>>



	BE	BG	CZ	DK	DE	EE	IE	EL	ES	FR	IT	CY	LV	LT	LU	HU	MT	NL	AT	PL	PT	RO	SI	SK	FI	SE	UK	Benelux ⁽²⁾	Total
1984	13			2	38		1			34	10							22									9		129
1985	13				40		2			45	11				6			14									8		139
1986	13			4	18		4	2	1	19	5				1			16									8		91
1987	15			5	32		2	17	1	36	5				3			19									9		144
1988	30			4	34				1	38	28				2			26									16		179
1989	13			2	47		1	2	2	28	10				1			18			1						14		139
1990	17			5	34		4	2	6	21	25				4			9			2						12		141
1991	19			2	54		2	3	5	29	36				2			17			3						14		186
1992	16			3	62				1	5	15	22			1			18			1						18		162
1993	22			7	57		1	5	7	22	24				1			43			3						12		204
1994	19			4	44		2		13	36	46				1			13			1						24		203
1995	14			8	51		3	10	10	43	58				2			19			2					6	20		251
1996	30			4	66			4	6	24	70				2			10			6				3	4	21		256
1997	19			7	46		1	2	9	10	50				3			24			35				6	7	18		239
1998	12			7	49		3	5	55	16	39				2			21			16				2	6	24		264
1999	13			3	49		2	3	4	17	43				4			23			56				4	5	22		255
2000	15			3	47		2	3	5	12	50							12			31				5	4	26	1	224
2001	10			5	53		1	4	4	15	40				2			14			57				3	4	21		237
2002	18			8	59			7	3	8	37				4			12			31				7	5	14		216
2003	18			3	43		2	4	8	9	45				4			28			15				4	4	22		210
2004	24			4	50		1	18	8	21	48				1	2		28			12				4	5	22		249
2005	21			1	4	51	2	11	10	17	18				2	3		36			15				4	11	12		221
2006	17			3	3	77	1	14	17	24	34			1	1	4		20			12				1	5	2	10	251
2007	22	1	2	5	59	2	2	8	14	26	43			1		2		19			20				1	5	6	16	265
Total	555	1	6	116	1 601	2	50	125	194	743	939			2	60	11	685	308	10	63	1	2	52	69	434	1	6 030		

(1) Article 177 of the EC Treaty (now Article 234 EC), Article 35 (1) EU, Article 41 CS, Article 150 EA, 1971 Protocol.

(2) Case C-265/00 *Campina Melkunie*.



19. General trend in the work of the Court (1952–2007) — New references for a preliminary ruling (by Member State and by court or tribunal)

			Total
Belgium	Cour de cassation	69	
	Cour d'arbitrage	5	
	Conseil d'État	42	
	Other courts or tribunals	439	555
Bulgaria	Софийски градски съд Търговско отделение	1	
	Other courts or tribunals		1
Czech Republic	Nejvyššího soudu		
	Nejvyšší správní soud		
	Ústavní soud		
	Other courts or tribunals	6	6
Denmark	Højesteret	21	
	Other courts or tribunals	95	116
Germany	Bundesgerichtshof	110	
	Bundesverwaltungsgericht	79	
	Bundesfinanzhof	242	
	Bundesarbeitsgericht	17	
	Bundessozialgericht	72	
	Staatsgerichtshof des Landes Hessen	1	
	Other courts or tribunals	1080	1.601
Estonia	Riigikohus	1	
	Other courts or tribunals	1	2
Ireland	Supreme Court	17	
	High Court	15	
	Other courts or tribunals	18	50
Greece	Άρειος Πάγος	9	
	Συμβούλιο της Επικρατείας	28	
	Other courts or tribunals	88	125
Spain	Tribunal Supremo	20	
	Audiencia Nacional	1	
	Juzgado Central de lo Penal	7	
	Other courts or tribunals	166	194
France	Cour de cassation	76	
	Conseil d'État	40	
	Other courts or tribunals	627	743

>>>



			Total
Italy	Corte suprema di Cassazione	94	
	Consiglio di Stato	60	
	Other courts or tribunals	785	939
Cyprus	Ανώτατο Δικαστήριο		
	Other courts or tribunals		
Latvia	Augstākā tiesa		
	Satversmes tiesa		
	Other courts or tribunals		
Lithuania	Konstitucinis Teismas	1	
	Lietuvos Aukščiausiasis Teismas		
	Lietuvos vyriausiasis administracinis Teismas	1	
	Other courts or tribunals		2
Lithuania	Cour supérieure de justice	10	
	Conseil d'État	13	
	Cour administrative	7	
	Other courts or tribunals	30	60
Hungary	Legfelsőbb Bíróság	1	
	Szegedi Ítéletábrlá	1	
	Other courts or tribunals	9	11
Malta	Constitutional Court		
	Qorti ta' l- Appel		
	Other courts or tribunals		
Netherlands	Raad van State	54	
	Hoge Raad der Nederlanden	157	
	Centrale Raad van Beroep	46	
	College van Beroep voor het Bedrijfsleven	134	
	Tariefcommissie	34	
	Other courts or tribunals	260	685
Austria	Verfassungsgerichtshof	4	
	Oberster Gerichtshof	64	
	Oberster Patent- und Markensenat	3	
	Bundesvergabeamt	24	
	Verwaltungsgerichtshof	52	
	Vergabekontrollsenat	4	
	Other courts or tribunals	157	308

>>>



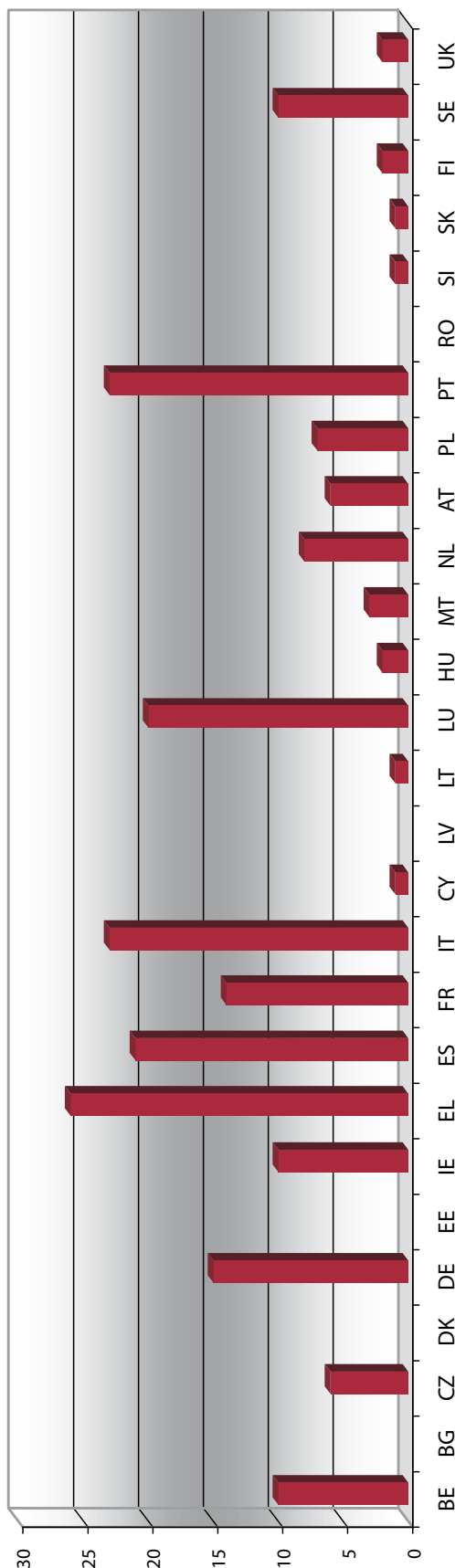
			Total
Poland	Sąd Najwyższy		
	Naczelny Sąd Administracyjny		
	Trybunał Konstytucyjny		
	Other courts or tribunals	10	10
Portugal	Supremo Tribunal de Justiça	1	
	Supremo Tribunal Administrativo	36	
	Other courts or tribunals	26	63
Romania	Tribunal Dâmbovița	1	
	Other courts or tribunals		1
Slovenia	Vrhovno sodišče		
	Ustavno sodišče		
	Other courts or tribunals		
Slovakia	Ústavný Súd		
	Najvyšší súd	1	
	Other courts or tribunals	1	2
Finland	Korkein hallinto-oikeus	22	
	Korkein oikeus	8	
	Other courts or tribunals	22	52
Sweden	Högsta Domstolen	10	
	Marknadsdomstolen	4	
	Regeringsrätten	20	
	Other courts or tribunals	35	69
United Kingdom	House of Lords	36	
	Court of Appeal	42	
	Other courts or tribunals	356	434
Benelux	Cour de justice/Gerechtshof ⁽¹⁾	1	1
Total			6 030

(1) Case C-265/00 *Campina Melkunie*.



20. General trend in the work of the Court (1952–2007) — New actions for failure of a Member State to fulfil its obligations ⁽¹⁾

2007



	BE	BG	CZ	DK	DE	EE	IE	EL	ES	FR	IT	CY	LV	LT	LU	HU	MT	NL	AT	PL	PT	RO	SI	SK	FI	SE	UK	Total
2007	10		6		15		10	26	21	14	23	1		1	20	2	3	8	6	7	23		1	1	2	10	2	212
1952–2007	323		10	34	243	3	176	334	187	366	582	1		1	230	2	5	125	104	10	141		1	3	42	39	110	3 072

The cases brought against Spain include an action under Article 170 of the EC Treaty (now Article 227 EC), brought by Belgium.

The cases brought against France include an action under Article 170 of the EC Treaty (now Article 227 EC), brought by Ireland.

The cases brought against the United Kingdom include three actions under Article 170 of the EC Treaty (now Article 227 EC), one brought by France and two by Spain.

⁽¹⁾ The actions covered are actions under Articles 93, 169, 170, 171 and 225 of the EC Treaty (now Articles 88 EC, 226 EC, 227 EC, 228 EC and 298 EC), Articles 141 EA, 142 EA and 143 EA and Article 88 CS.

