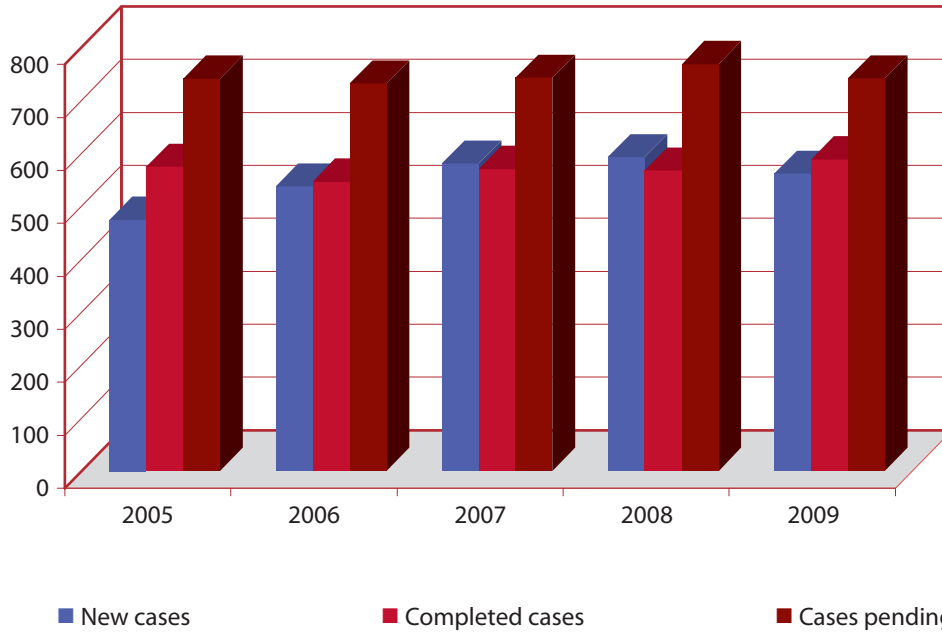


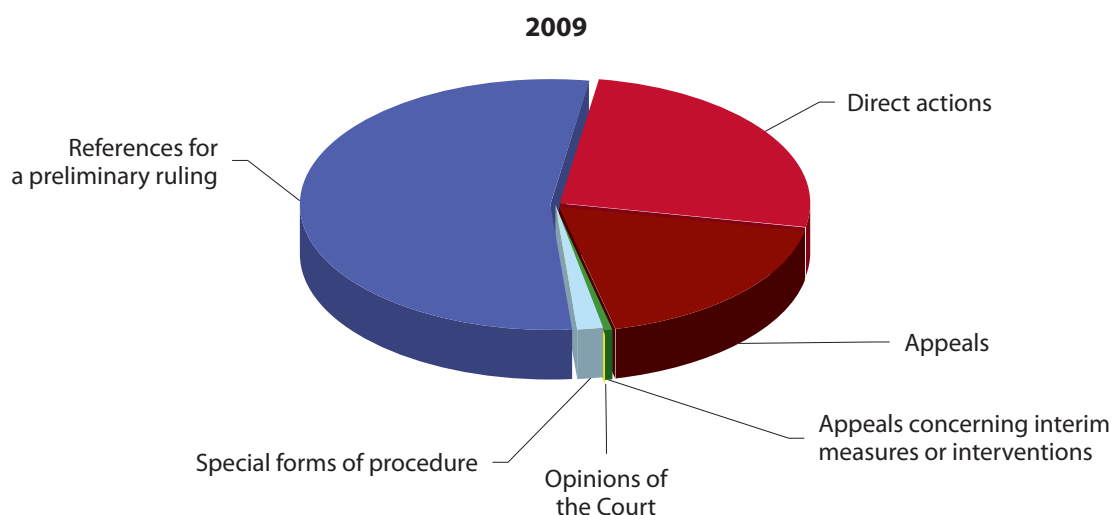
1. General activity of the Court of Justice
New cases, completed cases, cases pending (2005–09) ⁽¹⁾



	2005	2006	2007	2008	2009
New cases	474	537	580	592	561
Completed cases	574	546	570	567	588
Cases pending	740	731	742	768	741

⁽¹⁾ The figures given (gross figures) represent the total number of cases, without account being taken of the join-der of cases on the ground of similarity (one case number = one case).

2. New cases — Nature of proceedings (2005–09) ⁽¹⁾ ⁽²⁾



	2005	2006	2007	2008	2009
References for a preliminary ruling	221	251	265	288	302
Direct actions	179	201	222	210	143 ⁽³⁾
Appeals	66	80	79	78	104
Appeals concerning interim measures or interventions	1	3	8	8	2
Opinions of the Court				1	1
Special forms of procedure	7	2	7	8	9
Total	474	537	581	593	561
Applications for interim measures	2	1	3	3	1

⁽¹⁾ The figures given (gross figures) represent the total number of cases, without account being taken of the joinder of cases on the ground of similarity (one case number = one case).

⁽²⁾ The following are considered to be 'special forms of procedure': rectification (Article 66 of the Rules of Procedure); taxation of costs (Article 74 of the Rules of Procedure); legal aid (Article 76 of the Rules of Procedure); application to set aside a judgment given by default (Article 94 of the Rules of Procedure); third-party proceedings (Article 97 of the Rules of Procedure); revision (Article 98 of the Rules of Procedure); interpretation of a judgment (Article 102 of the Rules of Procedure); examination of a proposal by the First Advocate General to review a decision of the General Court (Article 62 of the Statute of the Court of Justice); attachment procedure (Protocol on Privileges and Immunities); cases concerning immunity (Protocol on Privileges and Immunities).

⁽³⁾ Direct actions comprised 142 actions for failure to fulfil an obligation and 1 action for annulment.

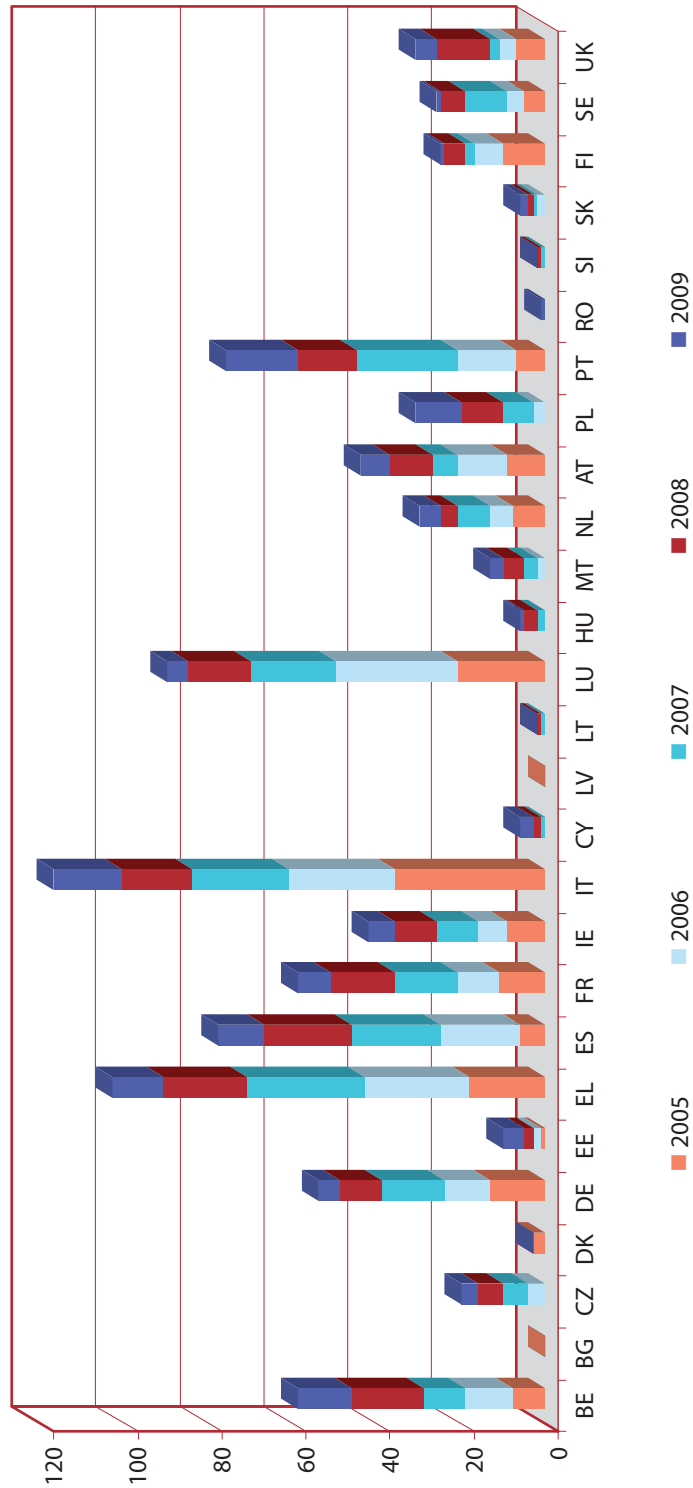
3. New cases — Subject matter of the action (2009) ⁽¹⁾

	Direct actions	References for a preliminary ruling	Appeals	Appeals concerning interim measures or interventions	Total	Special forms of procedure
Accession of new States		1			1	
Agriculture	2	23	7		32	
Approximation of laws	9	12			21	
Area of freedom, security and justice	2	17			19	
Budget of the Communities	1				1	
Commercial policy		2	4		6	
Common Customs Tariff		9			9	
Common foreign and security policy		1	3		4	
Community own resources	2	1			3	
Company law	11	3	1		15	
Competition		5	10	2	17	
Customs union		9	3		12	
Energy	5	1			6	
Environment and consumers	45	33	2		80	
European citizenship		8			8	
External relations		6			6	1
Fisheries policy		1	1		2	
Free movement of capital	6	6			12	
Free movement of goods	2	10	2		14	
Freedom of establishment	8	9			17	
Freedom of movement for persons	5	6			11	
Freedom to provide services	7	16			23	
Industrial policy	4	7			11	
Intellectual property		14	25		39	
Law governing the institutions	2	3	9		14	4
Principles of Community law		4			4	
Regional policy			1		1	
Social policy	5	26	1		32	
Social security for migrant workers		12			12	
State aid	10	5	32		47	
Taxation	13	44			57	
Transport	4	4			8	
EC Treaty/TFEU ⁽²⁾	143	298	101	2	544	5
EU Treaty		4			4	
CS Treaty			1		1	
Procedure						5
Staff Regulations			2		2	
Others			2		2	5
OVERALL TOTAL	143	302	104	2	551	10

⁽¹⁾ The figures given (gross figures) represent the total number of cases, without account being taken of the joiner of cases on the ground of similarity (one case number = one case).

⁽²⁾ On 1 December 2009, the date of entry into force of the Lisbon Treaty, the Treaty on the Functioning of the European Union (TFEU) replaced the Treaty establishing the European Community (EC Treaty).

4. New cases — Actions for failure of a Member State to fulfil its obligations (2005–09) (*)

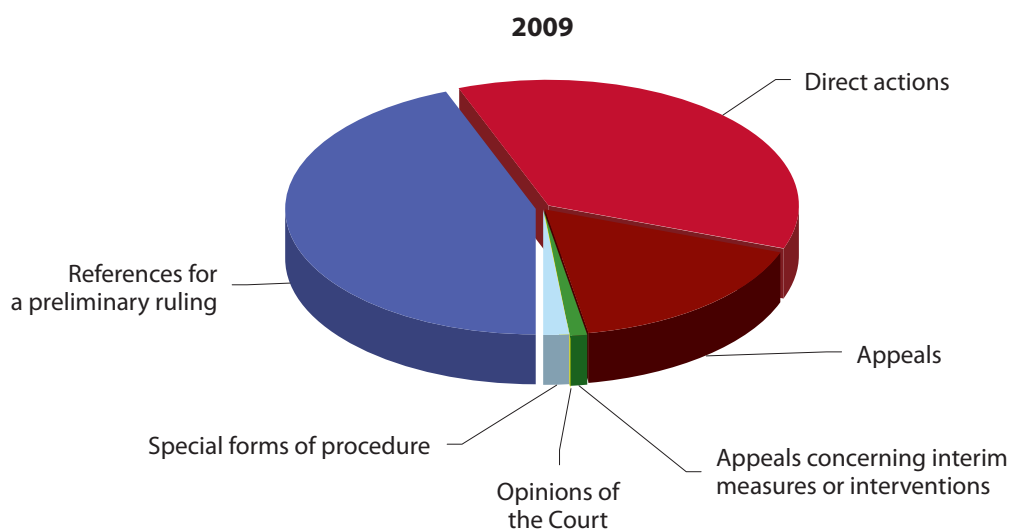


	2005		2006		2007		2008		2009 ⁽²⁾	
	Art. 226	Art. 228	Art. 226	Art. 228	Art. 226	Art. 228	Art. 226	Art. 228	Art. 226	Art. 228
BE	8		11		10		17		13	
BG										
CZ			4		6		6		4	
DK	3									
DE	13		11		15		10		5	
EE	1		2				2		5	
EL	18		25		26	2	19	1	11	1
ES	6		19		21		21		11	
FR	11		9	1	14	1	15		8	
IE	9		7		10		10		6	
IT	36		25		23		17		15	1
CY					1		2		3	
LV										
LT					1		1			
LU	19	2	28	1	20		15		5	
HU					2		3		1	
MT					3		5		3	
NL	8		5		8		4		5	
AT	9		12		6		10		7	
PL			3		7		10		11	
PT	7		13	1	23	1	14		17	
RO									1	
SI					1		1			
SK			2		1		1		2	
FI	10		7		2		5		1	
SE	5		4		10		6		1	
UK	7		4		2		13		5	
Total	170	2	193	3	212	4	207	1	140	2

(1) The figures given (gross figures) represent the total number of cases, without account being taken of the joinder of cases on the ground of similarity (one case number = one case).

(2) Following the entry into force of the Lisbon Treaty on 1 December 2009, Articles 258 TFEU, 259 TFEU and 260 TFEU have replaced Articles 226 EC, 227 EC and 228 EC.

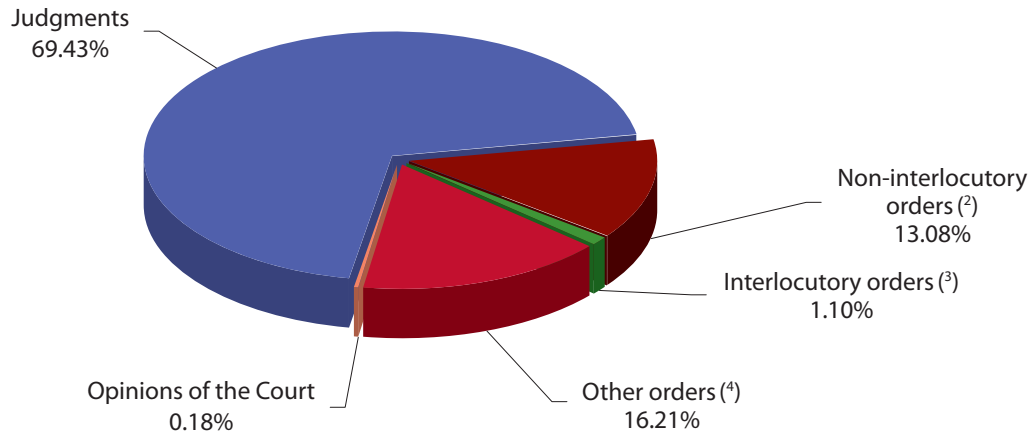
5. Completed cases — Nature of proceedings (2005–09) ⁽¹⁾



	2005	2006	2007	2008	2009
References for a preliminary ruling	254	266	235	301	259
Direct actions	263	212	241	181	215
Appeals	48	63	88	69	97
Appeals concerning interim measures or interventions	2	2	2	8	7
Opinions of the Court		1			1
Special forms of procedure	7	2	4	8	9
Total	574	546	570	567	588

(¹) The figures given (gross figures) represent the total number of cases, without account being taken of the joinder of cases on the ground of similarity (one case number = one case).

6. Completed cases — Judgments, orders, opinions (2009) ⁽¹⁾



	Judgments	Non-interlocutory orders ⁽²⁾	Interlocutory orders ⁽³⁾	Other orders ⁽⁴⁾	Opinions of the Court	Total
References for a preliminary ruling	188	22		18		228
Direct actions	149		1	65		215
Appeals	38	45	2	2		87
Appeals concerning interim measures or interventions			3	3		6
Opinions of the Court					1	1
Special forms of procedure	2	4				6
Total	377	71	6	88	1	543

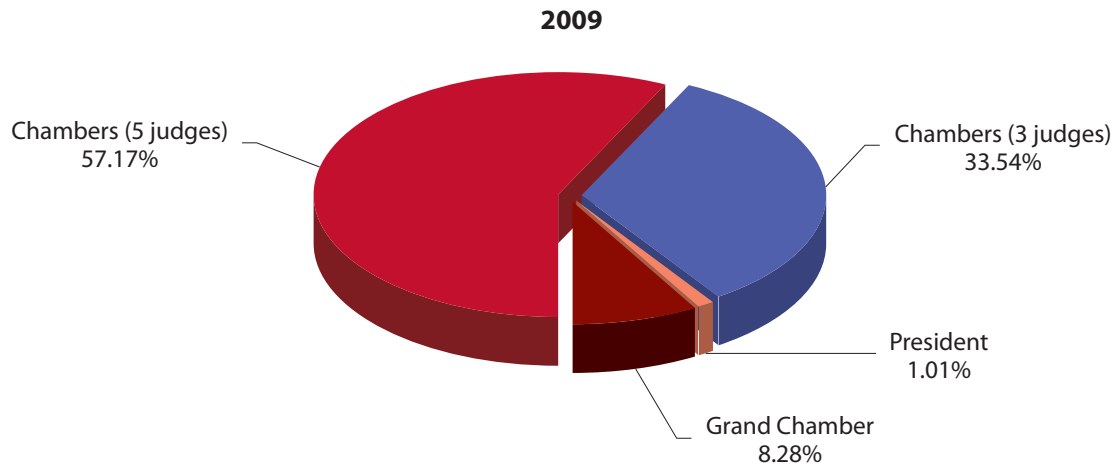
⁽¹⁾ The figures given (net figures) represent the number of cases after joinder on the ground of similarity (a set of joined cases = one case).

⁽²⁾ Orders terminating proceedings by judicial determination (other than those removing a case from the register, declaring that there is no need to give a decision or referring a case to the General Court).

⁽³⁾ Orders made following an application on the basis of Article 242 or 243 of the EC Treaty (now, following the entry into force of the Lisbon Treaty, Articles 278 TFEU and 279 TFEU), Article 244 EC (now Article 280 TFEU) or the corresponding provisions of the EA and CS Treaties, or following an appeal against an order concerning interim measures or intervention.

⁽⁴⁾ Orders terminating the case by removal from the register, declaration that there is no need to give a decision or referral to the General Court.

7. Completed cases — Bench hearing action (2005–09) ⁽¹⁾

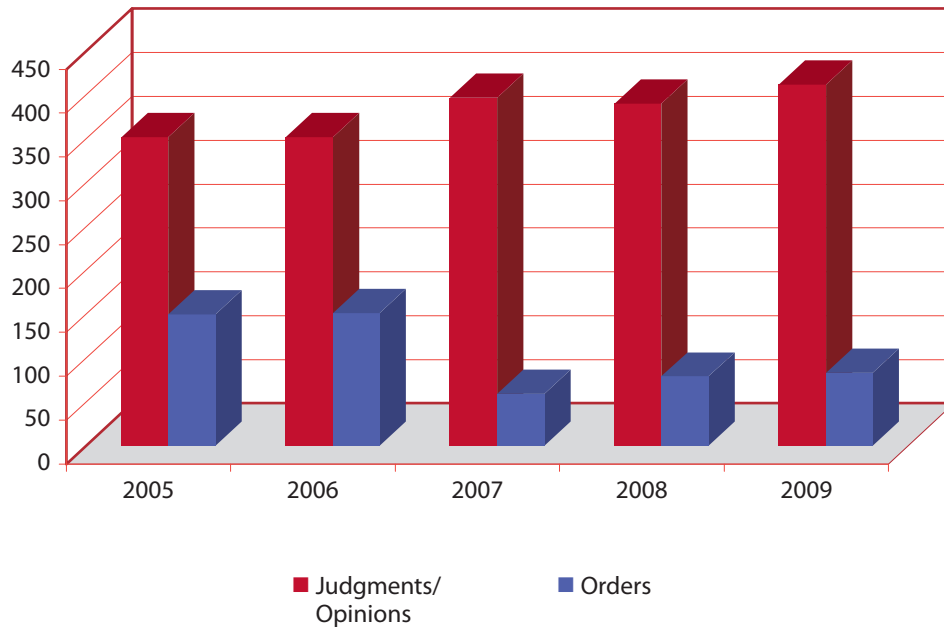


	2005			2006			2007			2008			2009		
	Judgments/ Opinions	Orders ⁽²⁾	Total	Judgments/ Opinions	Orders ⁽²⁾	Total	Judgments/ Opinions	Orders ⁽²⁾	Total	Judgments/ Opinions	Orders ⁽²⁾	Total	Judgments/ Opinions	Orders ⁽²⁾	Total
Full Court	1		1	2		2									
Grand Chamber	59		59	55		55	51		51	66		66	41		41
Chambers (5 judges)	245	5	250	265	13	278	242	9	251	259	13	272	275	8	283
Chambers (3 judges)	103	51	154	67	41	108	104	48	152	65	59	124	96	70	166
President		2	2		1	1		2	2		7	7		5	5
Total	408	58	466	389	55	444	397	59	456	390	79	469	412	83	495

⁽¹⁾ The figures given (gross figures) represent the total number of cases, without account being taken of the joinder of cases on the ground of similarity (one case number = one case).

⁽²⁾ Orders terminating proceedings by judicial determination (other than those removing a case from the register, declaring that there is no need to give a decision or referring a case to the General Court).

8. Cases completed by judgments, by opinions or by orders involving a judicial determination (2005–09) ⁽¹⁾ ⁽²⁾



	2005	2006	2007	2008	2009
Judgments/Opinions	352	352	397	390	412
Orders	150	151	59	79	83
Total	502	503	456	469	495

⁽¹⁾ The figures given (gross figures) represent the total number of cases, without account being taken of the joinder of cases on the ground of similarity (one case number = one case).

⁽²⁾ Orders terminating proceedings by judicial determination (other than those removing a case from the register, declaring that there is no need to give a decision or referring a case to the General Court).

9. Cases completed by judgments, by opinions or by orders involving a judicial determination — Subject matter of the action (2005–09) ⁽¹⁾

	2005	2006	2007	2008	2009
Accession of new States	1		1		1
Agriculture	63	30	23	54	18
Approximation of laws	41	19	21	21	32
Area of freedom, security and justice	5	9	17	4	26
Association of the Overseas Countries and Territories	2				
Brussels Convention	8	4	2	1	2
Commercial policy	4	1	1	1	5
Common Customs Tariff	7	7	10	5	13
Common foreign and security policy			4	2	2
Community own resources	2	6	3		10
Company law	24	10	16	17	17
Competition	17	30	17	23	28
Customs union	9	9	12	8	5
Economic and monetary policy			1	1	1
Energy	3	6	4	4	4
Environment and consumers	44	40	50	43	60
European citizenship	2	4	2	6	3
External relations	8	11	9	8	8
Fisheries policy	11	7	6	6	4
Free movement of capital	5	4	13	9	8
Free movement of goods	11	8	14	12	12
Freedom of establishment	5	21	19	29	13
Freedom of movement for persons	17	20	19	27	19
Freedom to provide services	11	17	24	8	17
Industrial policy	11		11	12	6
Intellectual property	5	19	21	22	31
Justice and home affairs		2		1	
Law governing the institutions	16	15	6	16	29
Principles of Community law	2	1	4	4	4
Privileges and immunities	1	1	1	2	
Regional policy	5		7	1	3
Rome Convention					1
Social policy	29	29	26	25	33
Social security for migrant workers	10	7	7	5	3
State aid	23	23	9	26	10
Taxation	34	55	44	38	44
Transport	16	9	6	4	9
EC Treaty	452	424	430	445	481
EU Treaty	3	3	4	6	1
CS Treaty	3		1	2	
EA Treaty	1	4	1		
Procedure	1	2	3	5	5
Staff Regulations	6	9	17	11	8
Others	7	11	20	16	13
OVERALL TOTAL	466	442	456	469	495

(¹) The figures given (gross figures) represent the total number of cases, without account being taken of the joinder of cases on the ground of similarity (one case number = one case).

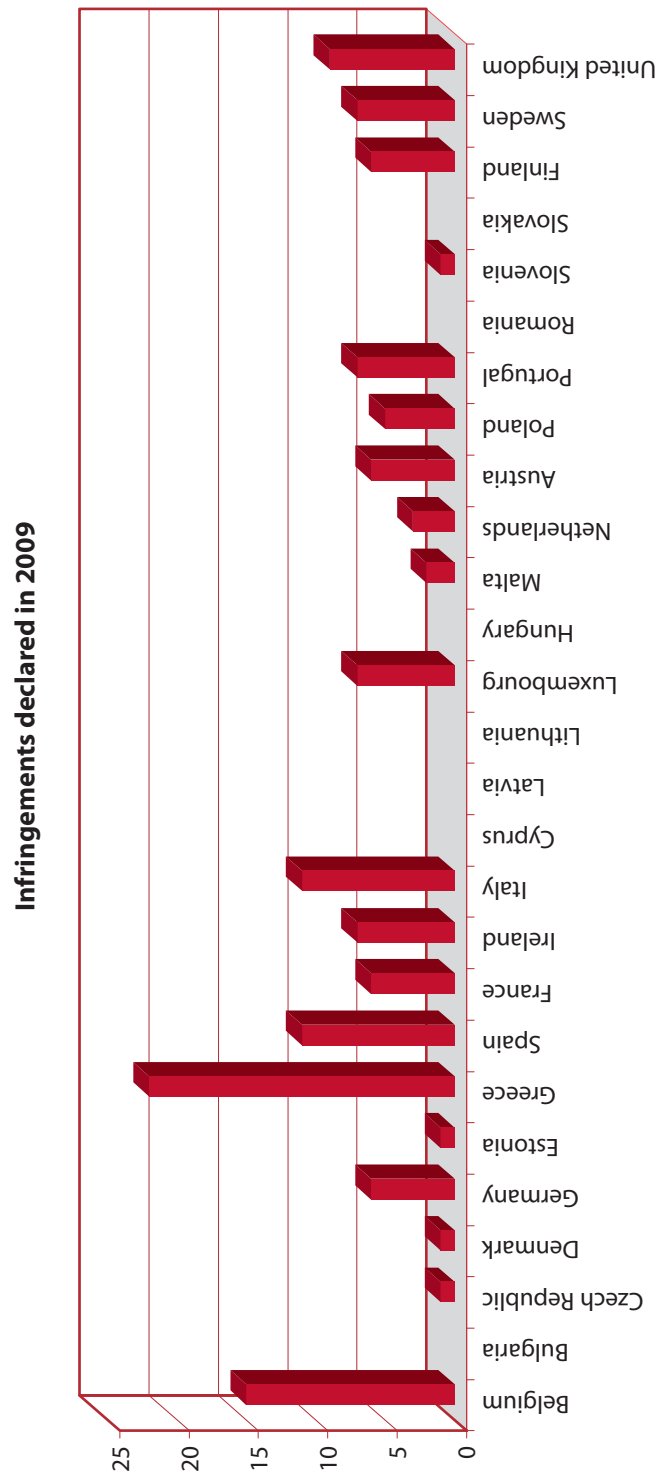
10. Cases completed by judgments, by opinions or by orders involving a judicial determination — Subject matter of the action (2009) ⁽¹⁾

	Judgments/Opinions	Orders ⁽²⁾	Total
Accession of new States	1		1
Agriculture	18		18
Approximation of laws	31	1	32
Area of freedom, security and justice	25	1	26
Brussels Convention	2		2
Commercial policy	5		5
Common Customs Tariff	13		13
Common foreign and security policy	2		2
Community own resources	9	1	10
Company law	16	1	17
Competition	26	2	28
Customs union	5		5
Economic and monetary policy	1		1
Energy	4		4
Environment and consumers	55	5	60
European citizenship	2	1	3
External relations	8		8
Fisheries policy	4		4
Free movement of capital	8		8
Free movement of goods	11	1	12
Freedom of establishment	13		13
Freedom of movement for persons	19		19
Freedom to provide services	17		17
Industrial policy	5	1	6
Intellectual property	12	19	31
Law governing the institutions	12	17	29
Principles of Community law	2	2	4
Regional policy	2	1	3
Rome Convention	1		1
Social policy	24	9	33
Social security for migrant workers	3		3
State aid	8	2	10
Taxation	40	4	44
Transport	8	1	9
EC Treaty	412	69	481
EU Treaty	1		1
Procedure	1	4	5
Staff Regulations		8	8
Others	1	12	13
OVERALL TOTAL	414	81	495

⁽¹⁾ The figures given (gross figures) represent the total number of cases, without account being taken of the joinder of cases on the ground of similarity (one case number = one case).

⁽²⁾ Orders terminating proceedings by judicial determination (other than those removing a case from the register, declaring that there is no need to give a decision or referring a case to the General Court).

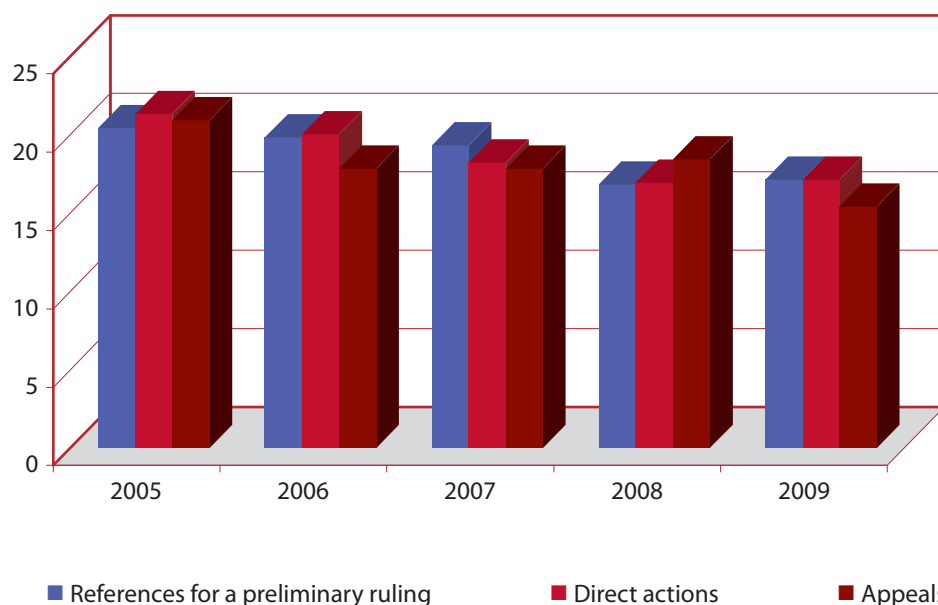
11. Completed cases — Judgments concerning failure of a Member State to fulfil its obligations: outcome (2005–09) (1)



	2005		2006		2007		2008		2009	
	Infringement declared	Dismissed	Infringement declared	Dismissed	Infringement declared	Dismissed	Infringement declared	Dismissed	Infringement declared	Dismissed
Belgium	10	1	7		9	1		7	15	1
Bulgaria										
Czech Republic					6		2		1	
Denmark	3	1			3				1	
Germany	12		7		7	1	3		6	2
Estonia									1	
Greece	20		6		10	3		8	22	
Spain	10	1	10	1	13	1	15	1	11	
France	13		5		7		9		6	
Ireland	3		2	1	7	2	4		7	
Italy	11	1	13	1	23	2	14	1	11	4
Cyprus										
Latvia										
Lithuania							1			
Luxembourg	16		19		12		12		7	
Hungary										
Malta					1				2	
Netherlands	4		1	1	3	1	3		3	
Austria	10		10		6		3		6	
Poland							2		5	
Portugal	6		7		9		6		7	1
Romania										
Slovenia									1	
Slovakia					1		1			
Finland	5		7		3	1	1		6	1
Sweden	2		2	1	5		2	1	7	
United Kingdom	6	1	7	3	2	4	1		9	
Total	131	5	103	8	127	16	94	9	134	9

(1) The figures given (net figures) represent the number of cases after joinder on the ground of similarity (a set of joined cases = one case).

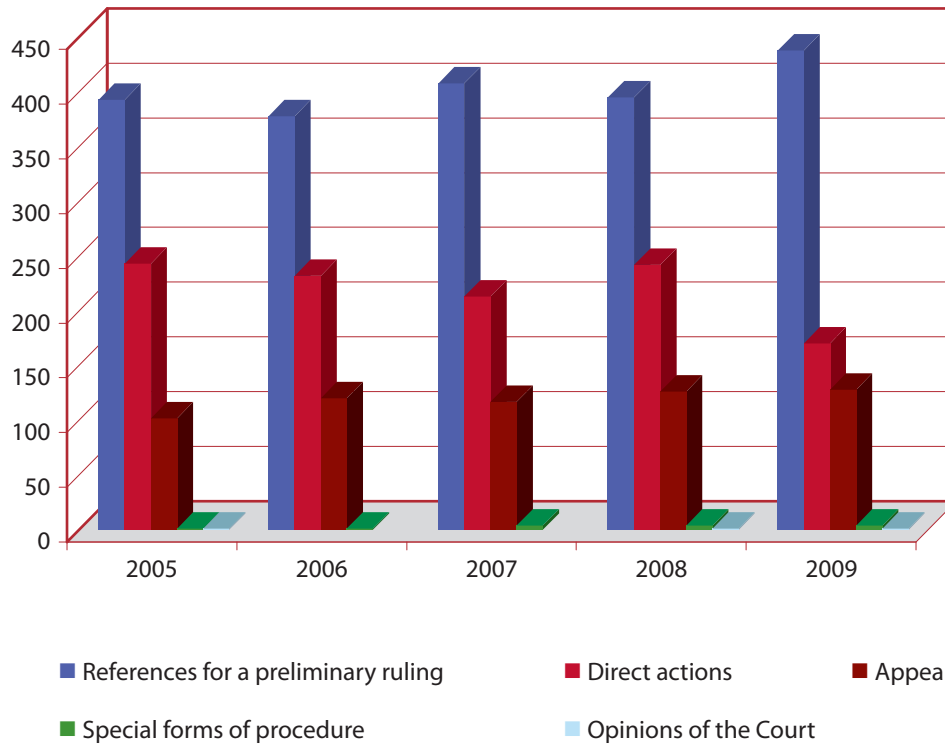
12. Completed cases — Duration of proceedings (2005–09) ⁽¹⁾ (judgments and orders involving a judicial determination)



	2005	2006	2007	2008	2009
References for a preliminary ruling	20.4	19.8	19.3	16.8	17.1
Urgent preliminary ruling procedure				2.1	2.5
Direct actions	21.3	20	18.2	16.9	17.1
Appeals	20.9	17.8	17.8	18.4	15.4

⁽¹⁾ The duration of proceedings is expressed in months and tenths of months. The following types of cases are excluded from the calculation of the duration of proceedings: cases involving an interlocutory judgment or a measure of inquiry; opinions; special forms of procedure (namely taxation of costs, legal aid, application to set aside, third-party proceedings, interpretation, revision, rectification, attachment procedure); cases terminated by an order removing the case from the register, declaring that there is no need to give a decision or referring the case to the General Court; proceedings for interim measures and appeals concerning interim measures and interventions.

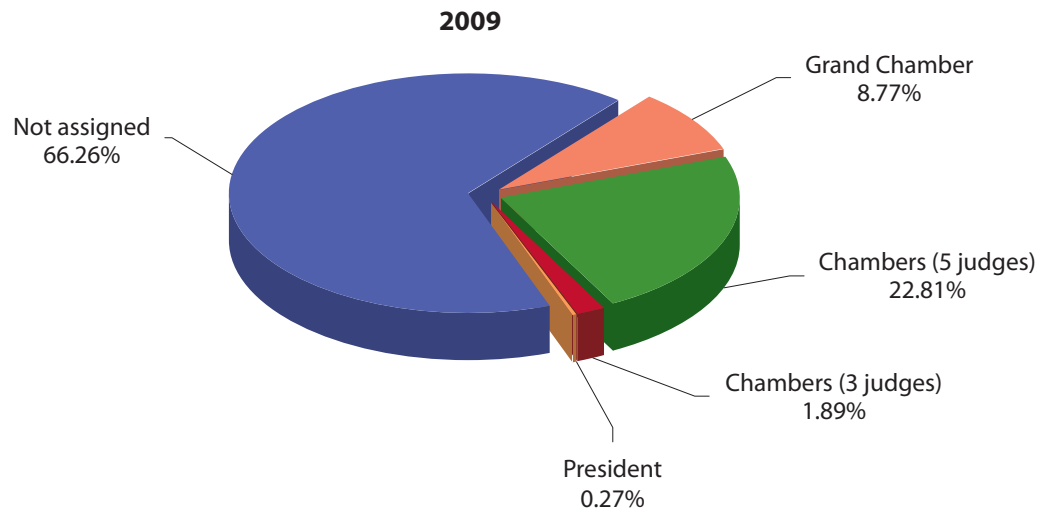
13. Cases pending as at 31 December — Nature of proceedings (2005–09) ⁽¹⁾



	2005	2006	2007	2008	2009
References for a preliminary ruling	393	378	408	395	438
Direct actions	243	232	213	242	170
Appeals	102	120	117	126	128
Special forms of procedure	1	1	4	4	4
Opinions of the Court	1			1	1
Total	740	731	742	768	741

⁽¹⁾ The figures given (gross figures) represent the total number of cases, without account being taken of the joiner of cases on the ground of similarity (one case number = one case).

14. Cases pending as at 31 December — Bench hearing action (2005–09) ⁽¹⁾



	2005	2006	2007	2008	2009
Not assigned	437	490	481	524	491
Full Court	2				
Grand Chamber	60	44	59	40	65
Chambers (5 judges)	212	171	170	177	169
Chambers (3 judges)	29	26	24	19	14
President			8	8	2
Total	740	731	742	768	741

(¹) The figures given (gross figures) represent the total number of cases, without account being taken of the joinder of cases on the ground of similarity (one case number = one case).

15. *Miscellaneous* — Expedited and accelerated procedures (2005–09) ⁽¹⁾

	2005		2006		2007		2008		2009	
	Granted	Not granted	Granted	Not granted	Granted	Not granted	Granted	Not granted	Granted	Not granted
Direct actions						1				
References for a preliminary ruling		5		5		6	2	6		3
Appeals						1				1
Special forms of procedure										1
Total		5		5		8	2	6		5

(¹) A case before the Court of Justice may be dealt with under such a procedure pursuant to the provisions of Articles 62a and 104a of the Rules of Procedure, as amended with effect from 1 July 2000.

16. *Miscellaneous* — Urgent preliminary ruling procedure (2008–09) ⁽¹⁾

	2008			2009		
	Granted	Not granted	Total	Granted	Not granted	Total
Urgent preliminary ruling procedure	3	3	6	2	1	3

⁽¹⁾ Since 1 March 2008, pursuant to the provisions of Article 104b of the Rules of Procedure, an urgent preliminary ruling procedure has been available for cases falling within the area of freedom, security and justice.

17. Miscellaneous — Proceedings for interim measures (2009) ⁽¹⁾

	New applications for interim measures	New appeals concerning interim measures and interventions	Outcome		
			Not granted	Granted	Removed from the register or no need to give a decision
Competition		2			
Law governing the institutions			1		2
Environment and consumers	1		2	1	3
Total EC Treaty			3	1	5
OVERALL TOTAL	1	2	3	1	5

(¹) The figures given (net figures) represent the number of cases after joinder on the ground of similarity (a set of joined cases = one case).

18. General trend in the work of the Court (1952–2009) — New cases and judgments

Year	New cases ⁽¹⁾						Applications for interim measures	Judgments/ Opinions ⁽²⁾
	Direct actions	References for a preliminary ruling	Appeals	Appeals concerning interim measures or interventions	Requests for an opinion	Total		
1953	4					4		
1954	10					10		2
1955	9					9	2	4
1956	11					11	2	6
1957	19					19	2	4
1958	43					43		10
1959	46				1	47	5	13
1960	22				1	23	2	18
1961	24	1			1	26	1	11
1962	30	5				35	2	20
1963	99	6				105	7	17
1964	49	6				55	4	31
1965	55	7				62	4	52
1966	30	1				31	2	24
1967	14	23				37		24
1968	24	9				33	1	27
1969	60	17				77	2	30
1970	47	32				79		64
1971	59	37				96	1	60
1972	42	40				82	2	61
1973	131	61				192	6	80
1974	63	39				102	8	63
1975	61	69			1	131	5	78
1976	51	75			1	127	6	88
1977	74	84				158	6	100
1978	146	123			1	270	7	97
1979	1 218	106				1 324	6	138
1980	180	99				279	14	132
1981	214	108				322	17	128
1982	217	129				346	16	185
1983	199	98				297	11	151
1984	183	129				312	17	165
1985	294	139				433	23	211
1986	238	91				329	23	174
1987	251	144				395	21	208
1988	193	179				372	17	238
1989	244	139				383	19	188

>>>

Year	New cases ⁽¹⁾						Applications for interim measures	Judgments/ Opinions ⁽²⁾
	Direct actions	References for a preliminary ruling	Appeals	Appeals concerning interim measures or interventions	Requests for an opinion	Total		
1990	221	141	15	1		378	12	193
1991	140	186	13	1	2	342	9	204
1992	251	162	24	1	2	440	5	210
1993	265	204	17			486	13	203
1994	125	203	12	1	3	344	4	188
1995	109	251	46	2		408	3	172
1996	132	256	25	3		416	4	193
1997	169	239	30	5		443	1	242
1998	147	264	66	4		481	2	254
1999	214	255	68	4		541	4	235
2000	197	224	66	13	2	502	4	273
2001	187	237	72	7		503	6	244
2002	204	216	46	4		470	1	269
2003	277	210	63	5	1	556	7	308
2004	219	249	52	6	1	527	3	375
2005	179	221	66	1		467	2	362
2006	201	251	80	3		535	1	351
2007	221	265	79	8		573	3	379
2008	210	288	77	8	1	584	3	333
2009	143	302	104	2	1	552	1	377
Total	8 465	6 620	1 021	79	19	16 204	349	8 267

(1) Gross figures; special forms of procedure are not included.

(2) Net figures.

19. General trend in the work of the Court (1952–2009) — New references for a preliminary ruling
(by Member State per year) ⁽¹⁾

	BE	BG	CZ	DK	DE	EE	EL	ES	FR	IE	IT	CY	LV	LT	LU	HU	MT	NL	AT	PL	PT	RO	SI	SK	FI	SE	UK	Others ⁽²⁾	Total
1961																		1										1	
1962																		5											5
1963															1			5											6
1964											2						4												6
1965					4				2								1												7
1966																	1												1
1967	5				11				3						1		3											23	
1968	1				4				1		1						2											9	
1969	4				11				1						1													17	
1970	4				21				2		2						3											32	
1971	1				18				6		5				1		6											37	
1972	5				20				1		4						10											40	
1973	8				37				4		5				1		6											61	
1974	5				15				6		5						7									1		39	
1975	7			1	26				15		14				1		4									1		69	
1976	11				28				8	1	12						14									1		75	
1977	16			1	30				14	2	7						9									5		84	
1978	7			3	46				12	1	11						38									5		123	
1979	13			1	33				18	2	19				1		11									8		106	
1980	14			2	24				14	3	19						17									6		99	
1981	12			1	41				17		11				4		17									5		108	
1982	10			1	36				39		18						21									4		129	
1983	9			4	36				15	2	7						19									6		98	
1984	13			2	38				34	1	10						22									9		129	
1985	13				40				45	2	11				6		14									8		139	
																													>>>

	BE	BG	CZ	DK	DE	EE	EL	ES	FR	IE	IT	CY	LV	LT	LU	HU	MT	NL	AT	PL	PT	RO	SI	SK	FI	SE	UK	Others ⁽²⁾	Total
1986	13			4	18		2	1	19	4	5				1			16									8		91
1987	15			5	32		17	1	36	2	5				3			19									9		144
1988	30			4	34			1	38		28				2			26									16		179
1989	13			2	47		2	2	28	1	10				1			18			1						14		139
1990	17			5	34		2	6	21	4	25				4			9			2						12		141
1991	19			2	54		3	5	29	2	36				2			17			3						14		186
1992	16			3	62		1	5	15		22				1			18			1						18		162
1993	22			7	57		5	7	22	1	24				1			43			3						12		204
1994	19			4	44			13	36	2	46				1			13			1						24		203
1995	14			8	51		10	10	43	3	58				2			19			5					6	20		251
1996	30			4	66		4	6	24		70				2			10			6				3	4	21		256
1997	19			7	46		2	9	10	1	50				3			24			2				6	7	18		239
1998	12			7	49		5	55	16	3	39				2			21			7				2	6	24		264
1999	13			3	49		3	4	17	2	43				4			23			7				4	5	22		255
2000	15			3	47		3	5	12	2	50							12			8				5	4	26	1	224
2001	10			5	53		4	4	15	1	40				2			14			4				3	4	21		237
2002	18			8	59		7	3	8		37				4			12			3				7	5	14		216
2003	18			3	43		4	8	9	2	45				4			28			1				4	4	22		210
2004	24			4	50		18	8	21	1	48				1	2		28			1				4	5	22		249
2005	21			1	4	51	11	10	17	2	18				2	3		36			1				4	11	12		221
2006	17			3	77		14	17	24	1	34			1	1	4		20			2				1	5	2	10	251
2007	22	1	2	5	59	2	8	14	26	2	43			1	2			19			7	3	1		1	5	6	16	265
2008	24			1	6	71	2	9	17	12	39	1	3	3	4	6		34			4				4	7	14		288
2009	35	8	5	3	59	2	11	11	28		29	1	4	3	10	1		24			3	1	2	1	2	5	28	1	302
Total	614	9	12	125	1 731	6	145	222	783	51	1 007	2	7	8	64	27	1	743	348	24	67	2	2	3	58	81	476	2	6 620

(1) Article 177 of the EC Treaty (subsequently Article 234 EC, now Article 267 TFEU), Article 35(1) EU, Article 41 CS, Article 150 EA, 1971 Protocol.

(2) Case C-265/00 Campina Melkunie (Cour de justice Benelux/Benelux Gerechtshof).
Case C-196/09 Miles and Others (Chambre de recours des écoles européennes).

20. General trend in the work of the Court (1952–2009) — New references for a preliminary ruling (by Member State and by court or tribunal)

			Total
Belgium	Cour constitutionnelle	15	
	Cour de cassation	73	
	Conseil d'État	55	
	Other courts or tribunals	471	614
Bulgaria	Софийски градски съд Търговско отделение	1	
	Other courts or tribunals	8	9
Czech Republic	Nejvyššího soudu		
	Nejvyšší správní soud	5	
	Ústavní soud		
	Other courts or tribunals	7	12
Denmark	Højesteret	23	
	Other courts or tribunals	102	125
Germany	Bundesgerichtshof	128	
	Bundesverwaltungsgericht	93	
	Bundesfinanzhof	260	
	Bundesarbeitsgericht	19	
	Bundessozialgericht	74	
	Staatsgerichtshof des Landes Hessen	1	
	Other courts or tribunals	1 156	1 731
Estonia	Riigikohus	1	
	Other courts or tribunals	5	6
Greece	Άρειος Πάγος	10	
	Συμβούλιο της Επικρατείας	40	
	Other courts or tribunals	95	145
Spain	Tribunal Supremo	24	
	Audiencia Nacional	1	
	Juzgado Central de lo Penal	7	
	Other courts or tribunals	190	222
France	Cour de cassation	88	
	Conseil d'État	47	
	Other courts or tribunals	648	783
Ireland	Supreme Court	17	
	High Court	15	
	Other courts or tribunals	19	51
Italy	Corte suprema di Cassazione	103	
	Corte Costituzionale	1	
	Consiglio di Stato	63	
	Other courts or tribunals	840	1 007
Cyprus	Ανώτατο Δικαστήριο	2	
	Other courts or tribunals		2

>>>

			Total
Latvia	Augstākā tiesa	6	
	Satversmes tiesa		
	Other courts or tribunals	1	7
Lithuania	Lietuvos Respublikos Konstitucinis Teismas	1	
	Lietuvos Aukščiausiasis Teismas	2	
	Lietuvos vyriausiasis administracinis Teismas	2	
	Other courts or tribunals	3	8
Luxembourg	Cour supérieure de justice	10	
	Cour de cassation	2	
	Conseil d'État	13	
	Cour administrative	7	
	Other courts or tribunals	32	64
Hungary	Legfelsőbb Bíróság	1	
	Fővárosi Ítéltábla	2	
	Szegedi Ítéltábla	1	
	Other courts or tribunals	23	27
Malta	Constitutional Court		
	Qorti ta' l- Appel		
	Other courts or tribunals	1	1
Netherlands	Raad van State	69	
	Hoge Raad der Nederlanden	183	
	Centrale Raad van Beroep	47	
	College van Beroep voor het Bedrijfsleven	139	
	Tariefcommissie	34	
	Other courts or tribunals	271	743
Austria	Verfassungsgerichtshof	4	
	Oberster Gerichtshof	75	
	Oberster Patent- und Markensenat	3	
	Bundesvergabeamt	24	
	Verwaltungsgerichtshof	59	
	Vergabekontrollsenat	4	
Other courts or tribunals	179	348	
Poland	Sąd Najwyższy	4	
	Naczelny Sąd Administracyjny	6	
	Trybunał Konstytucyjny		
	Other courts or tribunals	14	24
Portugal	Supremo Tribunal de Justiça	2	
	Supremo Tribunal Administrativo	36	
	Other courts or tribunals	29	67
Romania	Tribunal Dâmbovița	1	
	Other courts or tribunals	1	2

>>>

			Total
Slovenia	Vrhovno sodišče		
	Ustavno sodišče		
	Other courts or tribunals	2	2
Slovakia	Ústavný Súd		
	Najvyšší súd	2	
	Other courts or tribunals	1	3
Finland	Korkein hallinto-oikeus	24	
	Korkein oikeus	10	
	Other courts or tribunals	24	58
Sweden	Högsta Domstolen	13	
	Marknadsdomstolen	4	
	Regeringsrätten	23	
	Other courts or tribunals	41	81
United Kingdom	House of Lords	40	
	Court of Appeal	53	
	Other courts or tribunals	383	476
Others	Cour de justice Benelux/Benelux Gerechtshof ⁽¹⁾		1
	The Complaints Board of the European Schools ⁽²⁾		1
Total			6 620

⁽¹⁾ Case C-265/00 *Campina Melkunie*.

⁽²⁾ Case C-196/09 *Miles and Others*.

21. General trend in the work of the Court (1952–2009) — New actions for failure of a Member State to fulfil its obligations ⁽¹⁾

1952–2009



	BE	BG	CZ	DK	DE	EE	EL	ES	FR	IE	IT	CY	LV	LT	LU	HU	MT	NL	AT	PL	PT	RO	SI	SK	FI	SE	UK	Total
2009	13			4	5	5	12	11	8	6	16	3			5	1	3	5	7	11	17	1		2	1	1	5	142
1952–2009	353		20	34	258	10	365	219	389	192	615	6	2	250	6	13	134	121	31	172	1	2	6	48	46	127	3 420	

⁽¹⁾ Articles 93, 169, 170, 171 and 225 of the EC Treaty (subsequently Articles 88 EC, 226 EC, 227 EC, 228 EC and 298 EC, now Articles 108 TFEU, 258 TFEU, 259 TFEU, 260 TFEU and 348 TFEU), Articles 141 EA, 142 EA and 143 EA and Article 88 CS.