

## **D — Statistics concerning the judicial activity of the Court of Justice**

### ***General activity of the Court of Justice***

1. New cases, completed cases, cases pending (2006–10)

### ***New cases***

2. Nature of proceedings (2006–10)
3. Subject-matter of the action (2010)
4. Actions for failure of a Member State to fulfil its obligations (2006–10)

### ***Completed cases***

5. Nature of proceedings (2006–10)
6. Judgments, orders, opinions (2010)
7. Bench hearing action (2006–10)
8. Cases completed by judgments, by opinions or by orders involving a judicial determination (2006–10)
9. Subject-matter of the action (2006–10)
10. Subject-matter of the action (2010)
11. Judgments concerning failure of a Member State to fulfil its obligations: outcome (2006–10)
12. Duration of proceedings (judgments and orders involving a judicial determination) (2006–10)

### ***Cases pending as at 31 December***

13. Nature of proceedings (2006–10)
14. Bench hearing action (2006–10)

### ***Miscellaneous***

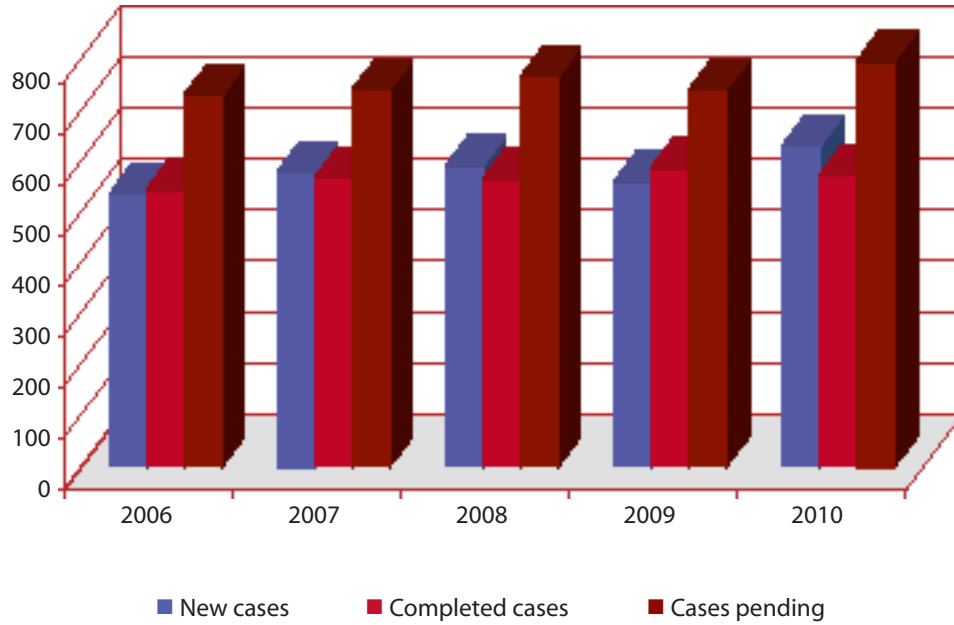
15. Expedited and accelerated procedures (2006–10)
16. Urgent preliminary ruling procedures (2008–10)
17. Proceedings for interim measures (2010)

### ***General trend in the work of the Court (1952–2010)***

18. New cases and judgments
19. New references for a preliminary ruling (by Member State per year)
20. New references for a preliminary ruling (by Member State and by court or tribunal)
21. New actions for failure of a Member State to fulfil its obligations



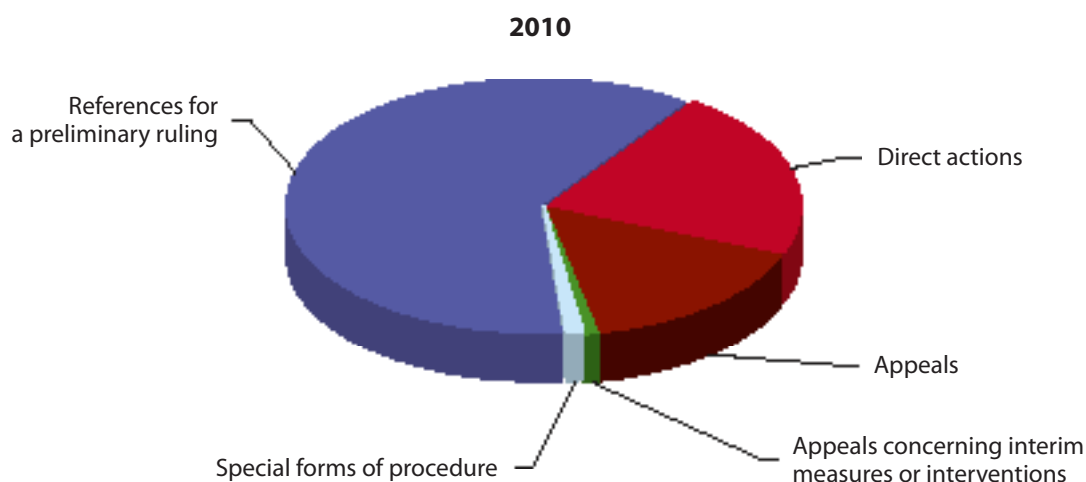
**1. General activity of the Court of Justice**  
**New cases, completed cases, cases pending (2006–10) <sup>(1)</sup>**



	2006	2007	2008	2009	2010
New cases	537	581	593	562	631
Completed cases	546	570	567	588	574
Cases pending	731	742	768	742	799

<sup>(1)</sup> The figures given (gross figures) represent the total number of cases, without account being taken of the join-der of cases on the ground of similarity (one case number = one case).

## 2. *New cases — Nature of proceedings (2006–10) <sup>(1)</sup>*



	2006	2007	2008	2009	2010
References for a preliminary ruling	251	265	288	302	385
Direct actions	201	222	210	143	136
Appeals	80	79	78	105	97
Appeals concerning interim measures or interventions	3	8	8	2	6
Opinions of the Court			1	1	
Special forms of procedure <sup>(2)</sup>	2	7	8	9	7
<b>Total</b>	<b>537</b>	<b>581</b>	<b>593</b>	<b>562</b>	<b>631</b>
Applications for interim measures	1	3	3	2	2

<sup>(1)</sup> The figures given (gross figures) represent the total number of cases, without account being taken of the joinder of cases on the ground of similarity (one case number = one case).

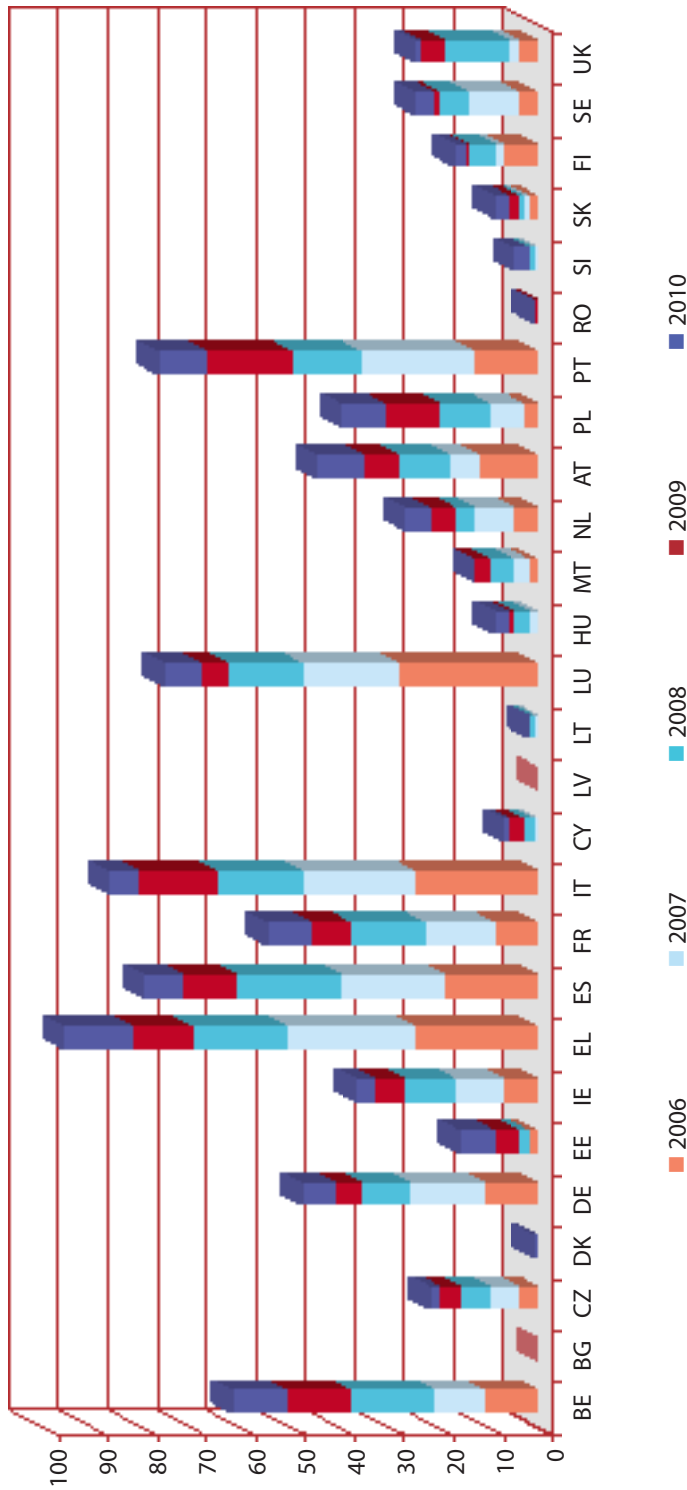
<sup>(2)</sup> The following are considered to be 'special forms of procedure': rectification (Article 66 of the Rules of Procedure); taxation of costs (Article 74 of the Rules of Procedure); legal aid (Article 76 of the Rules of Procedure); application to set aside a judgment given by default (Article 94 of the Rules of Procedure); third-party proceedings (Article 97 of the Rules of Procedure); revision (Article 98 of the Rules of Procedure); interpretation of a judgment (Article 102 of the Rules of Procedure); examination of a proposal by the First Advocate General to review a decision of the General Court (Article 62 of the Statute of the Court of Justice); attachment procedure (Protocol on Privileges and Immunities); cases concerning immunity (Protocol on Privileges and Immunities).

### 3. New cases — Subject-matter of the action (2010) <sup>(1)</sup>

	Direct actions	References for a preliminary ruling	Appeals	Appeals concerning interim measures or interventions	Total	Special forms of procedure
Access to documents			4		4	
External action by the European Union		5	1		6	
Agriculture	5	20			25	
State aid	4	4	15	1	24	
Citizenship of the Union		2			2	
Competition		5	13	2	20	
Financial provisions (budget, financial framework, own resources, combatting fraud and so forth)	1	5			6	
Company law	12	1			13	
Law governing the institutions	2	1	17	2	22	2
Education, vocational training, youth and sport			1		1	
Energy		7			7	
Registration, evaluation, authorisation and restriction of chemicals (REACH Regulation)	1				1	
Environment	34	26		1	61	
Area of freedom, security and justice	5	38			43	
Taxation	5	57			62	
Freedom of establishment	1	5			6	
Free movement of capital	4	3			7	
Free movement of goods		5			5	
Freedom of movement for persons	2	10	1		13	
Freedom to provide services	13	38			51	
Public procurement	6	5	4		15	
Commercial policy		1	3		4	
Economic and monetary policy			1		1	
Common foreign and security policy	1		6		7	
Industrial policy	6	6			12	
Social policy	5	40			45	
Principles of European Union law	1	11			12	
Intellectual and industrial property		19	30		49	
Consumer protection	1	9			10	
Approximation of laws	10	16			26	
Public health	1	3			4	
Social security for migrant workers	2	7			9	
Transport	13	11	1		25	
Customs union and Common Customs Tariff		21			21	
<b>TFEU</b>	<b>135</b>	<b>381</b>	<b>97</b>	<b>6</b>	<b>619</b>	<b>2</b>
Privileges and immunities		4			4	
Procedure						5
Staff Regulations	1				1	
<b>Others</b>	<b>1</b>	<b>4</b>			<b>5</b>	<b>5</b>
<b>OVERALL TOTAL</b>	<b>136</b>	<b>385</b>	<b>97</b>	<b>6</b>	<b>624</b>	<b>7</b>

(<sup>1</sup>) The figures given (gross figures) represent the total number of cases, without account being taken of the joinder of cases on the ground of similarity (one case number = one case).

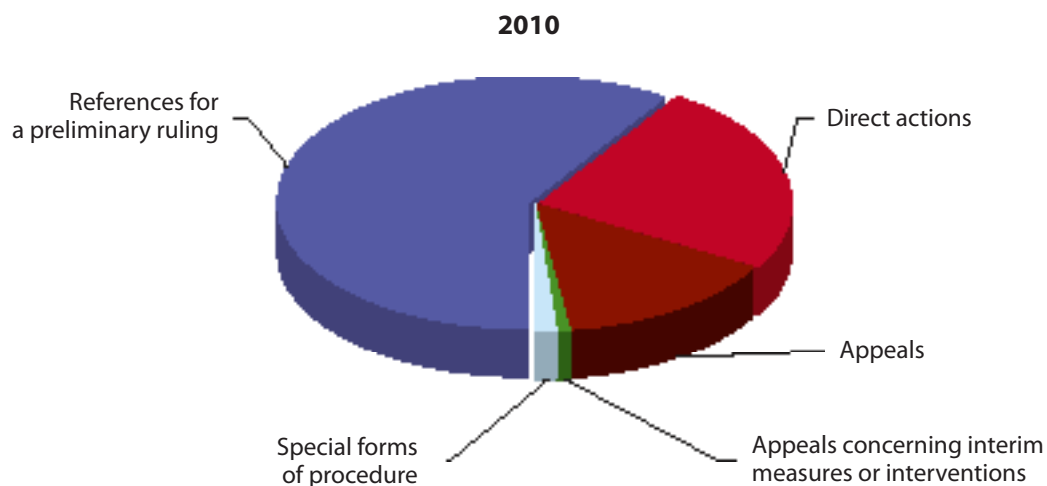
**4. New cases — Actions for failure of a Member State to fulfil its obligations (2006–10) <sup>(1)</sup>**



	2006	2007	2008	2009	2010
Belgium	11	10	17	13	11
Bulgaria					
Czech Republic	4	6	6	4	2
Denmark					1
Germany	11	15	10	5	7
Estonia	2		2	5	7
Ireland	7	10	10	6	4
Greece	25	26	19	12	14
Spain	19	21	21	11	8
France	9	14	15	8	9
Italy	25	23	17	16	6
Cyprus		1	2	3	1
Latvia					
Lithuania		1	1		
Luxembourg	28	20	15	5	8
Hungary		2	3	1	3
Malta	2	3	5	3	
Netherlands	5	8	4	5	5
Austria	12	6	10	7	10
Poland	3	7	10	11	9
Portugal	13	23	14	17	10
Romania				1	
Slovenia		1	1		3
Slovakia	2	1	1	2	3
Finland	7	2	5	1	2
Sweden	4	10	6	1	4
United Kingdom	4	2	13	5	1
<b>Total</b>	<b>193</b>	<b>212</b>	<b>207</b>	<b>142</b>	<b>128</b>

(<sup>1</sup>) The figures given (gross figures) represent the total number of cases, without account being taken of the joinder of cases on the ground of similarity (one case number = one case).

## 5. Completed cases — Nature of proceedings (2006–10) <sup>(1)</sup>

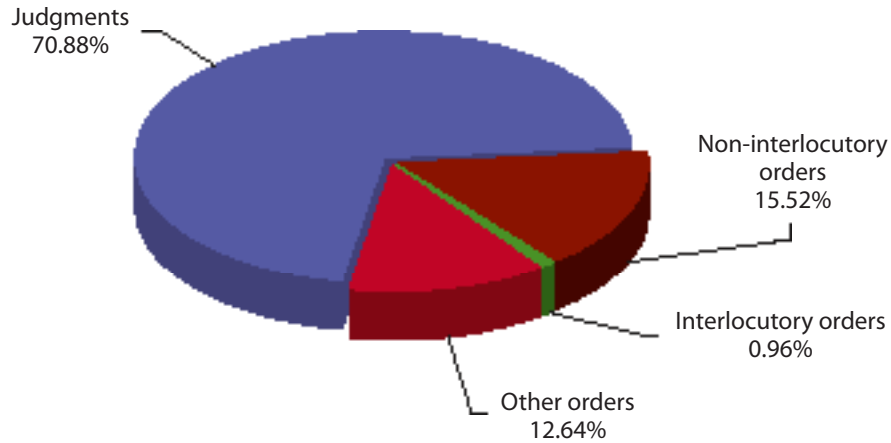


	2006	2007	2008	2009	2010
References for a preliminary ruling	266	235	301	259	339
Direct actions	212	241	181	215	139
Appeals	63	88	69	97	84
Appeals concerning interim measures or interventions	2	2	8	7	4
Opinions of the Court	1			1	
Special forms of procedure	2	4	8	9	8
<b>Total</b>	<b>546</b>	<b>570</b>	<b>567</b>	<b>588</b>	<b>574</b>

<sup>(1)</sup> The figures given (gross figures) represent the total number of cases, without account being taken of the joinder of cases on the ground of similarity (one case number = one case).



## 6. Completed cases — Judgments, orders, opinions (2010) <sup>(1)</sup>



	Judgments	Non-interlocutory orders <sup>(2)</sup>	Interlocutory orders <sup>(3)</sup>	Other orders <sup>(4)</sup>	Opinions of the Court	Total
References for a preliminary ruling	239	33		21		293
Direct actions	97			42		139
Appeals	34	43	1	3		81
Appeals concerning interim measures or interventions			4			4
Opinions of the Court						
Special forms of procedure		5				5
<b>Total</b>	<b>370</b>	<b>81</b>	<b>5</b>	<b>66</b>		<b>522</b>

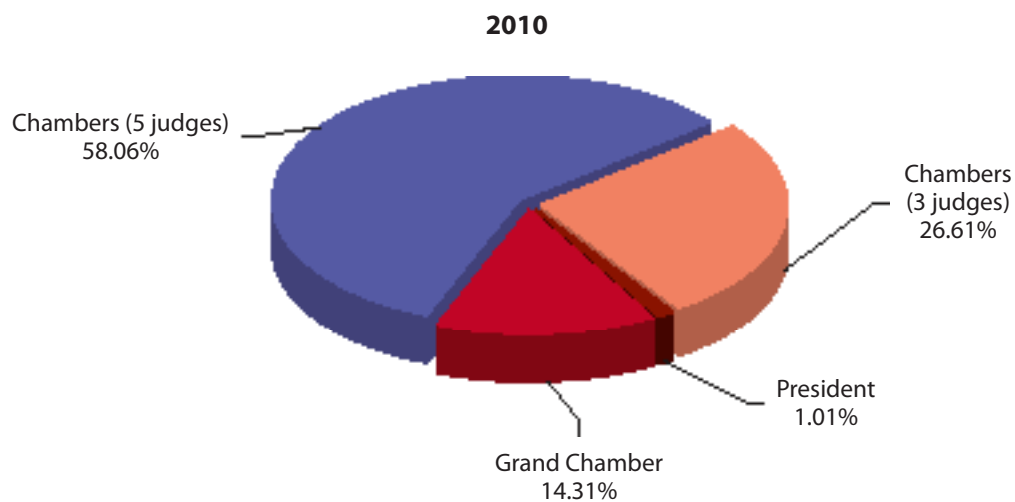
<sup>(1)</sup> The figures given (net figures) represent the number of cases after joinder on the ground of similarity (a set of joined cases = one case).

<sup>(2)</sup> Orders terminating proceedings other than those removing a case from the register, declaring that there is no need to give a decision or referring a case to the General Court.

<sup>(3)</sup> Orders made following an application on the basis of Articles 278 TFEU and 279 TFEU (former Articles 242 EC and 243 EC), Article 280 TFEU (former Article 244 EC) or the corresponding provisions of the EAEC Treaty, or following an appeal against an order concerning interim measures or intervention.

<sup>(4)</sup> Orders terminating the case by removal from the register, declaration that there is no need to give a decision or referral to the General Court.

## 7. Completed cases — Bench hearing action (2006–10) <sup>(1)</sup>

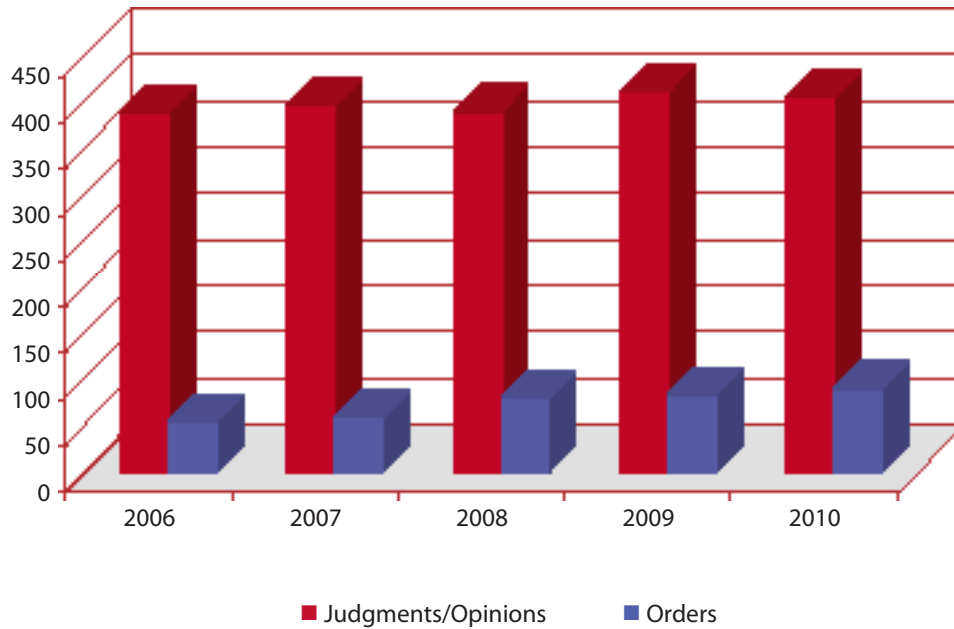


	2006			2007			2008			2009			2010		
	Judgments/ Opinions	Orders <sup>(2)</sup>	Total	Judgments/ Opinions	Orders <sup>(2)</sup>	Total	Judgments/ Opinions	Orders <sup>(2)</sup>	Total	Judgments/ Opinions	Orders <sup>(2)</sup>	Total	Judgments/ Opinions	Orders <sup>(2)</sup>	Total
Full Court	2		2												
Grand Chamber	55		55	51		51	66		66	41		41	70	1	71
Chambers (5 judges)	265	13	278	241	8	249	259	13	272	275	8	283	280	8	288
Chambers (3 judges)	67	41	108	105	49	154	65	59	124	96	70	166	56	76	132
President		1	1		2	2		7	7		5	5		5	5
<b>Total</b>	<b>389</b>	<b>55</b>	<b>444</b>	<b>397</b>	<b>59</b>	<b>456</b>	<b>390</b>	<b>79</b>	<b>469</b>	<b>412</b>	<b>83</b>	<b>495</b>	<b>406</b>	<b>90</b>	<b>496</b>

<sup>(1)</sup> The figures given (gross figures) represent the total number of cases, without account being taken of the joinder of cases on the ground of similarity (one case number = one case).

<sup>(2)</sup> Orders terminating proceedings other than those removing a case from the register, declaring that there is no need to give a decision or referring a case to the General Court.

**8. Cases completed by judgments, by opinions or by orders involving a judicial determination (2006–10) <sup>(1)</sup> <sup>(2)</sup>**



	2006	2007	2008	2009	2010
Judgments/Opinions	389	397	390	412	406
Orders	55	59	79	83	90
<b>Total</b>	<b>444</b>	<b>456</b>	<b>469</b>	<b>495</b>	<b>496</b>

<sup>(1)</sup> The figures given (gross figures) represent the total number of cases, without account being taken of the joinder of cases on the ground of similarity (one case number = one case).

<sup>(2)</sup> Orders terminating proceedings other than those removing a case from the register, declaring that there is no need to give a decision or referring a case to the General Court.

## 9. Cases completed by judgments, by opinions or by orders involving a judicial determination — Subject-matter of the action (2006–10) <sup>(1)</sup>

	2006	2007	2008	2009	2010
Accession of new States		1		1	
Agriculture	30	23	54	18	15
Approximation of laws	19	21	21	32	15
Area of freedom, security and justice	9	17	4	26	24
Brussels Convention	4	2	1	2	
Budget of the Communities					1
Citizenship of the Union	4	2	7	3	6
Commercial policy	1	1	1	5	2
Common Customs Tariff <sup>(2)</sup>	7	10	5	13	7
Common fisheries policy	7	6	6	4	2
Common foreign and security policy		4	2	2	2
Community own resources	6	3		10	5
Company law	9	16	17	17	17
Competition	30	17	23	28	13
Consumer protection <sup>(2)</sup>					3
Customs union and Common Customs Tariff <sup>(2)</sup>	9	12	8	5	15
Economic and monetary policy		1	1	1	1
Energy	6	4	4	4	2
Environment <sup>(2)</sup>					9
Environment and consumers <sup>(2)</sup>	40	50	43	60	48
External action by the European Union	11	9	8	8	10
Financial provisions (budget, financial framework, own resources, combatting fraud and so forth)					1
Free movement of capital	4	13	9	7	6
Free movement of goods	8	14	12	13	6
Freedom of establishment	21	19	29	13	17
Freedom of movement for persons	20	19	27	19	17
Freedom to provide services	17	24	8	17	30
Industrial policy		11	12	6	9
Intellectual and industrial property	20	21	22	31	38
Justice and home affairs	2		1		
Law governing the institutions	15	6	15	29	26
Principles of European Union law	1	4	4	4	4
Privileges and immunities	1	1	2		
Regional policy	2	7	1	3	2
Research, information, education and statistics					1
Rome Convention				1	
Social policy	29	26	25	33	36
Social security for migrant workers	7	7	5	3	6
State aid	23	9	26	10	16
Taxation	55	44	38	44	66
Transport	9	6	4	9	4
<b>EC Treaty</b>	<b>426</b>	<b>430</b>	<b>445</b>	<b>481</b>	<b>482</b>
<b>EU Treaty</b>	<b>3</b>	<b>4</b>	<b>6</b>	<b>1</b>	<b>4</b>
<b>CS Treaty</b>		<b>1</b>	<b>2</b>		
<b>EA Treaty</b>	<b>4</b>	<b>1</b>			
Procedure	2	3	5	5	6
Staff Regulations	9	17	11	8	4
<b>Others</b>	<b>11</b>	<b>20</b>	<b>16</b>	<b>13</b>	<b>10</b>
<b>OVERALL TOTAL</b>	<b>444</b>	<b>456</b>	<b>469</b>	<b>495</b>	<b>496</b>

(1) The figures given (gross figures) represent the total number of cases, without account being taken of the joinder of cases on the ground of similarity (one case number = one case).

(2) The heading 'Environment and consumers' has been divided into two separate headings for cases brought after 1 December 2009.

(3) The headings 'Common Customs Tariff' and 'Customs union' have been brought together under a single heading for cases brought after 1 December 2009.

## 10. Cases completed by judgments, by opinions or by orders involving a judicial determination — Subject-matter of the action <sup>(1)</sup>

	Judgments/ Opinions	Orders <sup>(2)</sup>	Total
Agriculture	14	1	15
Approximation of laws	15		15
Area of freedom, security and justice	23	1	24
Budget of the Communities	1		1
Commercial policy	2		2
Common Customs Tariff <sup>(4)</sup>	7		7
Common fisheries policy	1	1	2
Common foreign and security policy	2		2
Community own resources	5		5
Company law	17		17
Competition	8	5	13
Consumer protection <sup>(3)</sup>	1	2	3
Customs union and Common Customs Tariff <sup>(4)</sup>	12	3	15
Economic and monetary policy		1	1
Energy	2		2
Environment <sup>(3)</sup>	9		9
Environment and consumers <sup>(3)</sup>	44	4	48
European citizenship	6		6
External action by the European Union	10		10
Financial provisions (budget, financial framework, own resources, combatting fraud and so forth)	1		1
Free movement of capital	5	1	6
Free movement of goods	5	1	6
Freedom of establishment	14	3	17
Freedom of movement for persons	16	1	17
Freedom to provide services	26	4	30
Industrial policy	8	1	9
Intellectual property	19	19	38
Law governing the institutions	11	15	26
Principles of European Union law	2	2	4
Regional policy	1	1	2
Research, information, education and statistics	1		1
Social policy	31	5	36
Social security for migrant workers	4	2	6
State aid	14	2	16
Taxation	58	8	66
Transport	4		4
<b>EC Treaty</b>	<b>399</b>	<b>83</b>	<b>482</b>
<b>EU Treaty</b>	<b>4</b>		<b>4</b>
Procedure		6	6
Staff Regulations	3	1	4
<b>Others</b>	<b>3</b>	<b>7</b>	<b>10</b>
<b>OVERALL TOTAL</b>	<b>406</b>	<b>90</b>	<b>496</b>

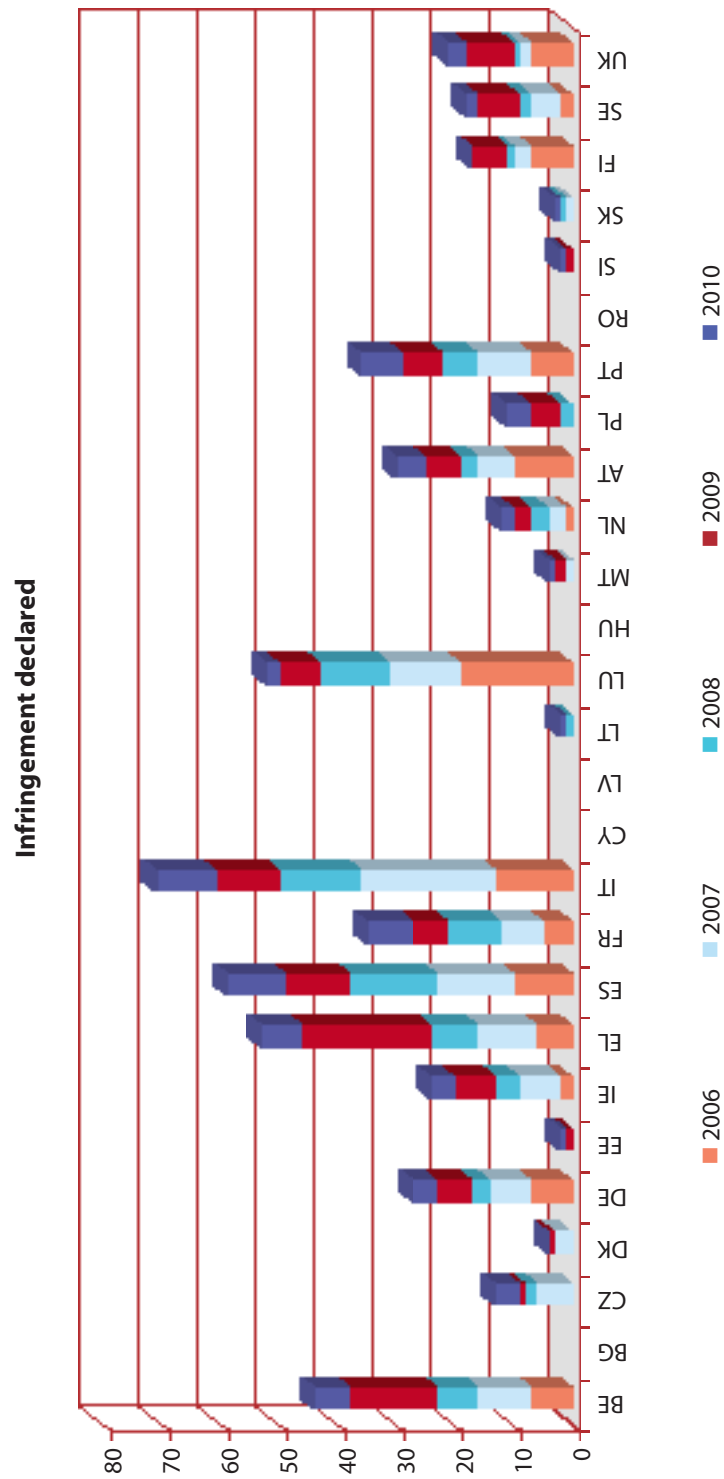
<sup>(1)</sup> The figures given (gross figures) represent the total number of cases, without account being taken of the joinder of cases on the ground of similarity (one case number = one case).

<sup>(2)</sup> Orders terminating proceedings other than those removing a case from the register, declaring that there is no need to give a decision or referring a case to the General Court.

<sup>(3)</sup> The heading 'Environment and consumers' has been divided into two separate headings for cases brought after 1 December 2009.

<sup>(4)</sup> The headings 'Common Customs Tariff' and 'Customs union' have been brought together under a single heading for cases brought after 1 December 2009.

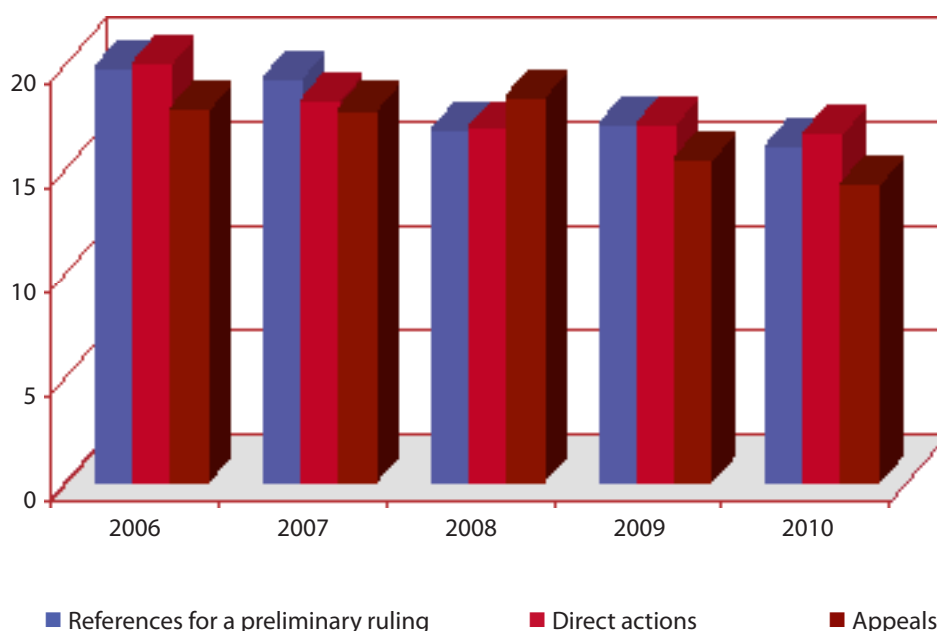
**11. Completed cases — Judgments concerning failure of a Member State to fulfil its obligations: outcome (2006–10) <sup>(1)</sup>**



	2006		2007		2008		2009		2010	
	Infringement declared	Dismissed	Infringement declared	Dismissed	Infringement declared	Dismissed	Infringement declared	Dismissed	Infringement declared	Dismissed
Belgium	7		9	1	7		15	1	6	1
Bulgaria										
Czech Republic			6		2		1		4	
Denmark			3				1			
Germany	7		7	1	3	3	6	2	4	2
Estonia							1		1	
Ireland	2	1	7	2	4		7		4	
Greece	6		10	3	8	1	22		7	
Spain	10	1	13	1	15	1	11		10	2
France	5		7		9	1	6		8	2
Italy	13	1	23	2	14	1	11	4	10	
Cyprus										
Latvia										
Lithuania					1				1	
Luxembourg	19		12		12		7		2	
Hungary										
Malta			1				2		1	1
Netherlands	1	1	3	1	3		3		2	1
Austria	10		6		3		6		5	
Poland					2		5		4	1
Portugal	7		9		6		7	1	7	1
Romania										
Slovenia							1		1	
Slovakia			1		1				1	
Finland	7		3	1	1	1	6	1		
Sweden	2	1	5		2	1	7		2	
United Kingdom	7	3	2	4	1		8	1	3	1
<b>Total</b>	<b>103</b>	<b>8</b>	<b>127</b>	<b>16</b>	<b>94</b>	<b>9</b>	<b>133</b>	<b>10</b>	<b>83</b>	<b>12</b>

(1) The figures given (net figures) represent the number of cases after joinder on the ground of similarity (a set of joined cases = one case).

## 12. Completed cases — Duration of proceedings (2006–10) <sup>(1)</sup> (judgments and orders involving a judicial determination)



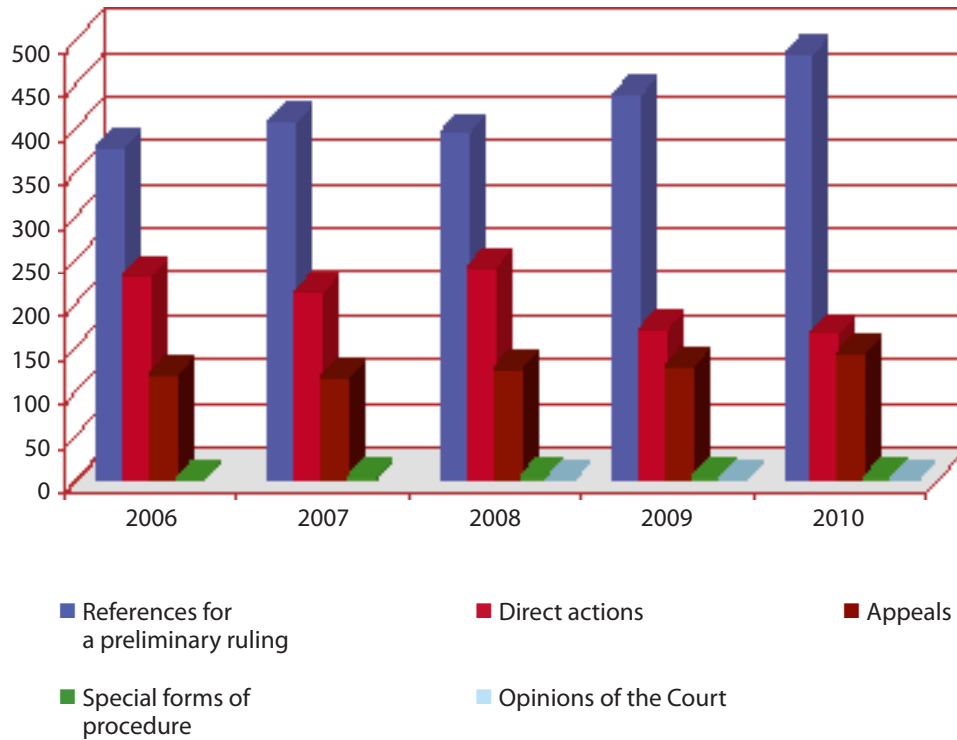
	2006	2007	2008	2009	2010
References for a preliminary ruling	19.8	19.3	16.8	17.1	16.1
Urgent preliminary ruling procedure			2.1	2.5	2.1
Direct actions	20	18.2	16.9	17.1	16.7
Appeals	17.8	17.8	18.4	15.4	14.3

<sup>(1)</sup> The duration of proceedings is expressed in months and tenths of months.

The following types of cases are excluded from the calculation of the duration of proceedings: cases involving an interlocutory judgment or a measure of inquiry; opinions; special forms of procedure (namely taxation of costs, legal aid, application to set aside, third-party proceedings, interpretation, revision, rectification, attachment procedure); cases terminated by an order removing the case from the register, declaring that there is no need to give a decision or referring the case to the General Court; proceedings for interim measures and appeals concerning interim measures and interventions.



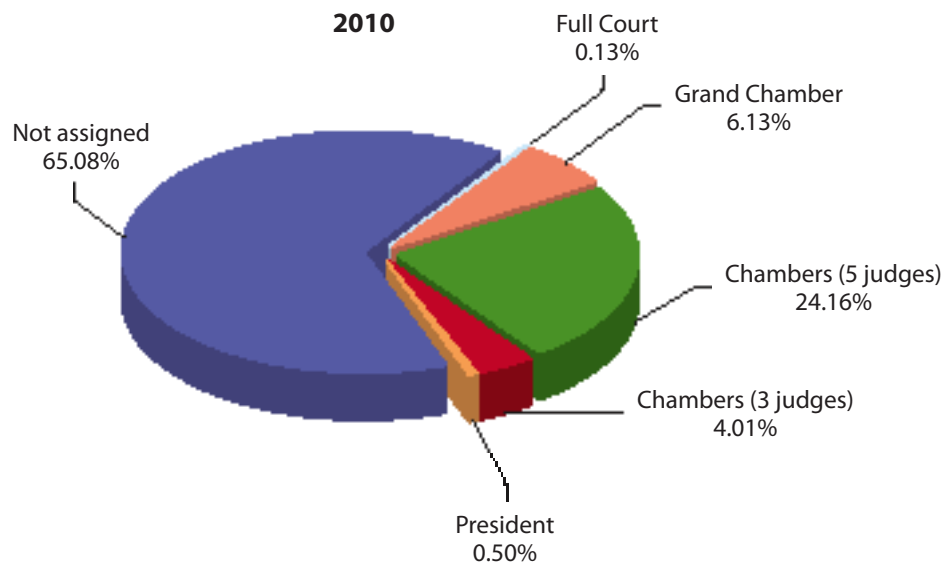
### 13. Cases pending as at 31 December — Nature of proceedings (2006–10) <sup>(1)</sup>



	2006	2007	2008	2009	2010
References for a preliminary ruling	378	408	395	438	484
Direct actions	232	213	242	170	167
Appeals	120	117	126	129	144
Special forms of procedure	1	4	4	4	3
Opinions of the Court			1	1	1
<b>Total</b>	<b>731</b>	<b>742</b>	<b>768</b>	<b>742</b>	<b>799</b>

<sup>(1)</sup> The figures given (gross figures) represent the total number of cases, without account being taken of the joiner of cases on the ground of similarity (one case number = one case).

## 14. Cases pending as at 31 December — Bench hearing action (2006–10) <sup>(1)</sup>



	2006	2007	2008	2009	2010
Not assigned	489	481	524	490	520
Full Court					1
Grand Chamber	44	59	40	65	49
Chambers (5 judges)	171	170	177	169	193
Chambers (3 judges)	26	24	19	15	32
President	1	8	8	3	4
<b>Total</b>	<b>731</b>	<b>742</b>	<b>768</b>	<b>742</b>	<b>799</b>

<sup>(1)</sup> The figures given (gross figures) represent the total number of cases, without account being taken of the joinder of cases on the ground of similarity (one case number = one case).

**15. *Miscellaneous* — Expedited and accelerated procedures (2006–10) <sup>(1)</sup>**

	2006		2007		2008		2009		2010	
	Granted	Not granted	Granted	Not granted	Granted	Not granted	Granted	Not granted	Granted	Not granted
Direct actions				1						1
References for a preliminary ruling		5		5	2	6	1	3	4	7
Appeals				1				1		
Special forms of procedure								1		
<b>Total</b>		<b>5</b>		<b>7</b>	<b>2</b>	<b>6</b>	<b>1</b>	<b>5</b>	<b>4</b>	<b>8</b>

**16. *Miscellaneous* — Urgent preliminary ruling procedure (2008–10) <sup>(2)</sup>**

	2008		2009		2010	
	Granted	Not granted	Granted	Not granted	Granted	Not granted
Agriculture		1				
Police and judicial cooperation in criminal matters	2	1		1		
Area of freedom, security and justice	1	1	2		5	1
<b>Total</b>	<b>3</b>	<b>3</b>	<b>2</b>	<b>1</b>	<b>5</b>	<b>1</b>

<sup>(1)</sup> Since 1 July 2000, it has been possible to deal with a case under an expedited or accelerated procedure pursuant to the provisions of Articles 62a and 104a of the Rules of Procedure.

<sup>(2)</sup> Since 1 March 2008, pursuant to the provisions of Article 104b of the Rules of Procedure, an urgent preliminary ruling procedure has been available for cases falling within the area of freedom, security and justice.

## 17. *Miscellaneous* — Proceedings for interim measures (2010) <sup>(1)</sup>

	New applications for interim measures	Appeals concerning interim measures or interventions	Outcome		
			Not granted	Granted	Removed from the register or no need to give a decision
Access to documents	1				
State aid		1			
Competition		2	3		
Law governing the institutions		2	1		
Environment		1			
Commercial policy	1				
Intellectual and industrial property	1		1		
<b>OVERALL TOTAL</b>	<b>3</b>	<b>6</b>	<b>5</b>		

(<sup>1</sup>) The figures given (net figures) represent the number of cases after joinder on the ground of similarity (a set of joined cases = one case).

### 18. General trend in the work of the Court (1952–2010) — New cases and judgments

Year	New cases <sup>(1)</sup>						Applications for interim measures	Judgments/Opinions <sup>(2)</sup>
	Direct actions	References for a preliminary ruling	Appeals	Appeals concerning interim measures or interventions	Requests for an opinion	Total		
1953	4					4		
1954	10					10		2
1955	9					9	2	4
1956	11					11	2	6
1957	19					19	2	4
1958	43					43		10
1959	46				1	47	5	13
1960	22				1	23	2	18
1961	24	1			1	26	1	11
1962	30	5				35	2	20
1963	99	6				105	7	17
1964	49	6				55	4	31
1965	55	7				62	4	52
1966	30	1				31	2	24
1967	14	23				37		24
1968	24	9				33	1	27
1969	60	17				77	2	30
1970	47	32				79		64
1971	59	37				96	1	60
1972	42	40				82	2	61
1973	131	61				192	6	80
1974	63	39				102	8	63
1975	61	69			1	131	5	78
1976	51	75			1	127	6	88
1977	74	84				158	6	100
1978	146	123			1	270	7	97
1979	1 218	106				1 324	6	138
1980	180	99				279	14	132
1981	214	108				322	17	128
1982	217	129				346	16	185
1983	199	98				297	11	151
1984	183	129				312	17	165
1985	294	139				433	23	211
1986	238	91				329	23	174
1987	251	144				395	21	208
1988	193	179				372	17	238
1989	244	139				383	19	188

>>>

Year	New cases <sup>(1)</sup>						Applications for interim measures	Judgments/ Opinions <sup>(2)</sup>
	Direct actions	References for a preliminary ruling	Appeals	Appeals concerning interim measures or interventions	Requests for an opinion	Total		
1990	221	141	15	1		378	12	193
1991	140	186	13	1	2	342	9	204
1992	251	162	24	1	2	440	5	210
1993	265	204	17			486	13	203
1994	125	203	12	1	3	344	4	188
1995	109	251	46	2		408	3	172
1996	132	256	25	3		416	4	193
1997	169	239	30	5		443	1	242
1998	147	264	66	4		481	2	254
1999	214	255	68	4		541	4	235
2000	197	224	66	13	2	502	4	273
2001	187	237	72	7		503	6	244
2002	204	216	46	4		470	1	269
2003	277	210	63	5	1	556	7	308
2004	219	249	52	6	1	527	3	375
2005	179	221	66	1		467	2	362
2006	201	251	80	3		535	1	351
2007	221	265	79	8		573	3	379
2008	210	288	77	8	1	584	3	333
2009	143	302	104	2	1	552	1	377
2010	136	385	97	6		624	2	370
<b>Total</b>	<b>8 601</b>	<b>7 005</b>	<b>1 118</b>	<b>85</b>	<b>19</b>	<b>16 828</b>	<b>351</b>	<b>8 637</b>

(1) Gross figures; special forms of procedure are not included.

(2) Net figures.

**19. General trend in the work of the Court (1952–2010) — New references for a preliminary ruling**  
(by Member State per year) <sup>(1)</sup>

	BE	BG	CZ	DK	DE	EE	IE	EL	ES	FR	IT	CY	LV	LT	LU	HU	MT	NL	AT	PL	PT	RO	SI	SK	FI	SE	UK	Others <sup>(1)</sup>	Total
1961																		1										1	
1962																		5											5
1963															1			5											6
1964											2							4											6
1965					4					2								1											7
1966																		1											1
1967	5				11					3				1				3											23
1968	1				4					1	1							2											9
1969	4				11					1				1															17
1970	4				21					2	2							3											32
1971	1				18					6	5			1				6											37
1972	5				20					1	4							10											40
1973	8				37					4	5			1				6											61
1974	5				15					6	5							7								1			39
1975	7			1	26					15	14			1				4								1			69
1976	11				28					8	12							14								1			75
1977	16			1	30					14	7							9							5				84
1978	7			3	46					12	11							38							5				123
1979	13			1	33					18	19				1			11							8				106
1980	14			2	24					14	19							17							6				99
1981	12			1	41					17	11			4				17							5				108
1982	10			1	36					39	18							21							4				129
1983	9			4	36					15	7							19							6				98
1984	13			2	38					34	10							22							9				129
1985	13				40					45	11			6				14							8				139

>>>

	BE	BG	CZ	DK	DE	EE	IE	EL	ES	FR	IT	CY	LV	LT	LU	HU	MT	NL	AT	PL	PT	RO	SI	SK	FI	SE	UK	Others <sup>(1)</sup>	Total	
1986	13			4	18		4	2	1	19	5				1			16									8		91	
1987	15			5	32		2	17	1	36	5				3			19									9		144	
1988	30			4	34				1	38	28				2			26									16		179	
1989	13			2	47		1	2	2	28	10				1			18			1						14		139	
1990	17			5	34		4	2	6	21	25				4			9			2						12		141	
1991	19			2	54		2	3	5	29	36				2			17			3						14		186	
1992	16			3	62			1	5	15	22				1			18			1						18		162	
1993	22			7	57		1	5	7	22	24				1			43			3						12		204	
1994	19			4	44		2		13	36	46				1			13			1						24		203	
1995	14			8	51		3	10	10	43	58				2			19	2		5				6	20			251	
1996	30			4	66			4	6	24	70				2			10	6		6			3	4	21			256	
1997	19			7	46		1	2	9	10	50				3			24	35		2			6	7	18			239	
1998	12			7	49		3	5	55	16	39				2			21	16		7			2	6	24			264	
1999	13			3	49		2	3	4	17	43				4			23	56		7			4	5	22			255	
2000	15			3	47		2	3	5	12	50							12	31		8			5	4	26	1		224	
2001	10			5	53		1	4	4	15	40				2			14	57		4			3	4	21			237	
2002	18			8	59			7	3	8	37				4			12	31		3			7	5	14			216	
2003	18			3	43		2	4	8	9	45				4			28	15		1			4	4	22			210	
2004	24			4	50		1	18	8	21	48				1	2		28	12		1			4	5	22			249	
2005	21			1	4		2	11	10	17	18				2	3		36	15		1			4	11	12			221	
2006	17			3	77		1	14	17	24	34			1	1	4		20	12		2			1	5	2	10		251	
2007	22			1	5		2	8	14	26	43			1		2		19	20		7	1		1	5	6	16		265	
2008	24			1	6		1	9	17	12	39			1	3	4	6	34	25		4			4	7	14			288	
2009	35			8	5		3	59	2		29			1	4	3	10	24	15		10	3	1	2	1	2	5	28	1	302
2010	37			9	3		10	71	4	6	22			3	2	9	6	24	15		8	10	17	1	5	6	29		385	
<b>Total</b>	<b>651</b>	<b>18</b>	<b>15</b>	<b>135</b>	<b>1 802</b>	<b>6</b>	<b>55</b>	<b>151</b>	<b>244</b>	<b>816</b>	<b>1 056</b>	<b>2</b>	<b>10</b>	<b>10</b>	<b>73</b>	<b>33</b>	<b>1</b>	<b>767</b>	<b>363</b>	<b>32</b>	<b>77</b>	<b>19</b>	<b>3</b>	<b>8</b>	<b>64</b>	<b>87</b>	<b>505</b>	<b>2</b>	<b>7 005</b>	

(<sup>1</sup>) Case C-265/00 Campina Melkunie (Cour de justice Benelux/Benelux Gerechtshof).  
Case C-196/09 Miles and Others (Complaints Board of the European Schools).



## 20. General trend in the work of the Court (1952–2010) — New references for a preliminary ruling (by Member State and by court or tribunal)

			Total
<b>Belgium</b>	Cour constitutionnelle	17	
	Cour de cassation	77	
	Conseil d'État	62	
	Other courts or tribunals	495	651
<b>Bulgaria</b>	Софийски градски съд Търговско отделение	1	
	Other courts or tribunals	17	18
<b>Czech Republic</b>	Nejvyšší soud	1	
	Nejvyšší správní soud	5	
	Ústavní soud		
	Other courts or tribunals	9	15
<b>Denmark</b>	Højesteret	29	
	Other courts or tribunals	106	135
<b>Germany</b>	Bundesgerichtshof	130	
	Bundesverwaltungsgericht	100	
	Bundesfinanzhof	272	
	Bundesarbeitsgericht	23	
	Bundessozialgericht	74	
	Staatsgerichtshof des Landes Hessen	1	
	Other courts or tribunals	1 202	1 802
<b>Estonia</b>	Riigikohus	1	
	Other courts or tribunals	5	6
<b>Ireland</b>	Supreme Court	18	
	High Court	15	
	Other courts or tribunals	22	55
<b>Greece</b>	Άρειος Πάγος	10	
	Συμβούλιο της Επικρατείας	44	
	Other courts or tribunals	97	151
<b>Spain</b>	Tribunal Supremo	35	
	Audiencia Nacional	1	
	Juzgado Central de lo Penal	7	
	Other courts or tribunals	201	244
<b>France</b>	Cour de cassation	93	
	Conseil d'État	63	
	Other courts or tribunals	660	816
<b>Italy</b>	Corte suprema di Cassazione	108	
	Corte Costituzionale	1	
	Consiglio di Stato	64	
	Other courts or tribunals	883	1 056
<b>Cyprus</b>	Ανώτατο Δικαστήριο	2	
	Other courts or tribunals		2

&gt;&gt;&gt;

			<b>Total</b>
<b>Latvia</b>	Augstākā tiesa	9	
	Satversmes tiesa		
	Other courts or tribunals	1	10
<b>Lithuania</b>	Lietuvos Respublikos Konstitucinis Teismas	1	
	Lietuvos Aukščiausiasis Teismas	3	
	Lietuvos vyriausiasis administracinis Teismas	3	
	Other courts or tribunals	3	10
<b>Luxembourg</b>	Cour supérieure de justice	10	
	Cour de cassation	8	
	Conseil d'État	13	
	Cour administrative	7	
	Other courts or tribunals	35	73
<b>Hungary</b>	Legfelsőbb Bíróság	3	
	Fővárosi Ítéletábla	2	
	Szegedi Ítéletáblá	1	
	Other courts or tribunals	27	33
<b>Malta</b>	Constitutional Court		
	Qorti ta' l- Appel		
	Other courts or tribunals	1	1
<b>Netherlands</b>	Raad van State	74	
	Hoge Raad der Nederlanden	194	
	Centrale Raad van Beroep	49	
	College van Beroep voor het Bedrijfsleven	139	
	Tariefcommissie	34	
	Other courts or tribunals	277	767
<b>Austria</b>	Verfassungsgerichtshof	4	
	Oberster Gerichtshof	78	
	Oberster Patent- und Markensenat	3	
	Bundesvergabeamt	24	
	Verwaltungsgerichtshof	61	
	Vergabekontrollsenat	4	
	Other courts or tribunals	189	363
<b>Poland</b>	Sąd Najwyższy	5	
	Naczelny Sąd Administracyjny	12	
	Trybunał Konstytucyjny		
	Other courts or tribunals	15	32
<b>Portugal</b>	Supremo Tribunal de Justiça	2	
	Supremo Tribunal Administrativo	40	
	Other courts or tribunals	35	77
<b>Romania</b>	Tribunal Dâmbovița	2	
	Other courts or tribunals	17	19

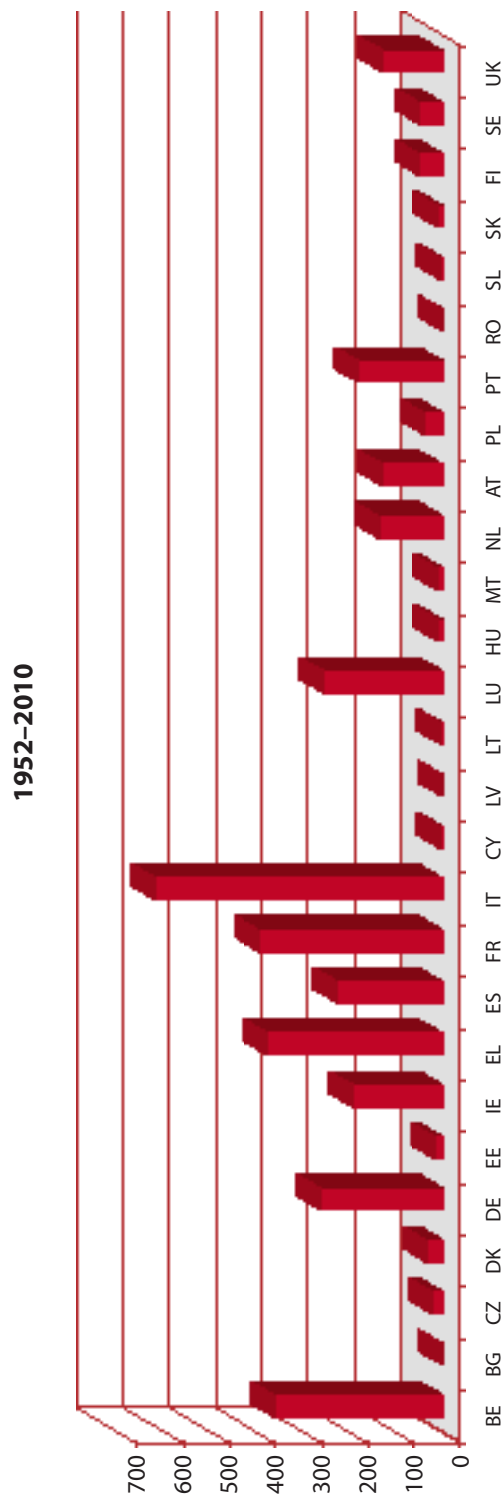
&gt;&gt;&gt;

			<b>Total</b>
<b>Slovenia</b>	Vrhovno sodišče		
	Ustavno sodišče		
	Other courts or tribunals	3	3
<b>Slovakia</b>	Ústavný Súd		
	Najvyšší súd	5	
	Other courts or tribunals	3	8
<b>Finland</b>	Korkein hallinto-oikeus	29	
	Korkein oikeus	11	
	Other courts or tribunals	24	64
<b>Sweden</b>	Högsta Domstolen	14	
	Marknadsdomstolen	5	
	Regeringsrätten	24	
	Other courts or tribunals	44	87
<b>United Kingdom</b>	House of Lords	40	
	Court of Appeal	64	
	Other courts or tribunals	401	505
<b>Others</b>	Cour de justice Benelux/Benelux Gerechtshof <sup>(1)</sup>	1	1
	Complaints Board of the European Schools <sup>(2)</sup>	1	1
<b>Total</b>			<b>7 005</b>

<sup>(1)</sup> Case C-265/00 Campina Melkunie.

<sup>(2)</sup> Case C-196/09 Miles and Others.

**21. General trend in the work of the Court (1952–2010) — New actions for failure of a Member State to fulfil its obligations**



	BE	BG	CZ	DK	DE	EE	IE	EL	ES	FR	IT	CY	LV	LT	LU	HU	MT	NL	AT	PL	PT	RO	SI	SK	FI	SE	UK	Total
1952–2010	364		22	35	265	17	196	379	227	398	621	7		2	258	9	13	139	131	40	182	1	5	9	50	50	129	<b>3 549</b>