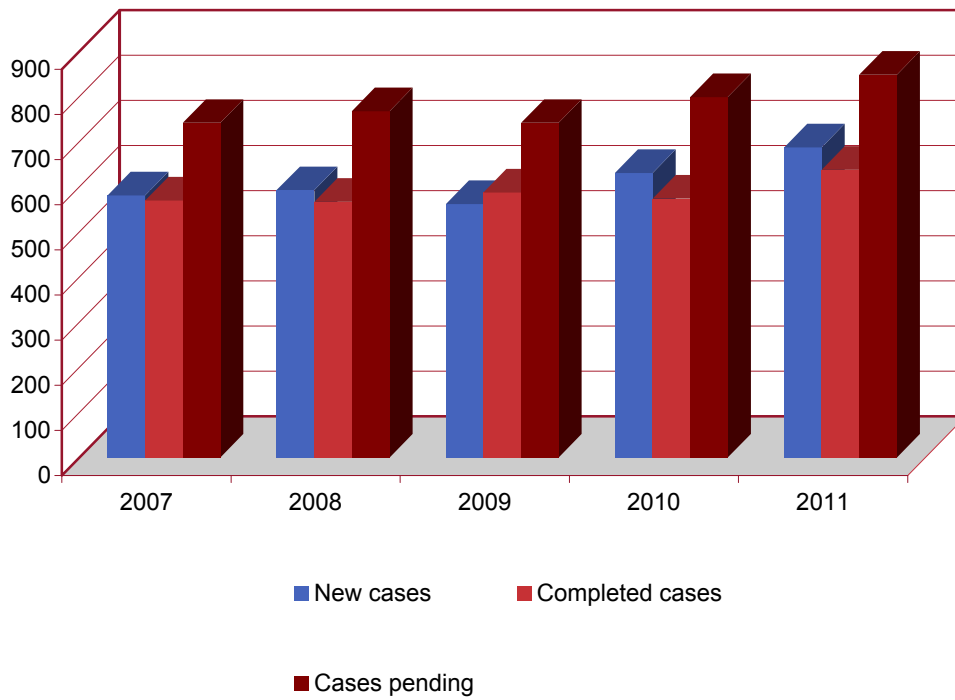


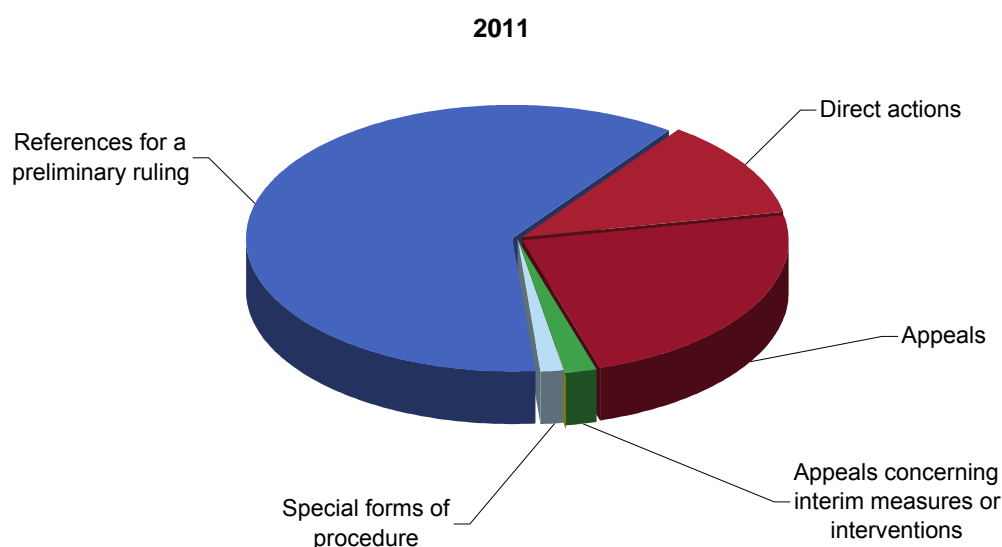
1. General activity of the Court of Justice
New cases, completed cases, cases pending (2007-11) (1)



	2007	2008	2009	2010	2011
New cases	581	593	562	631	688
Completed cases	570	567	588	574	638
Cases pending	742	768	742	799	849

¹ The figures given (gross figures) represent the total number of cases, without account being taken of the joinder of cases on the ground of similarity (one case number = one case).

2. New cases – Nature of proceedings (2007-11) (1)



	2007	2008	2009	2010	2011
References for a preliminary ruling	265	288	302	385	423
Direct actions	222	210	143	136	81
Appeals	79	78	105	97	162
Appeals concerning interim measures or interventions	8	8	2	6	13
Opinions of the Court		1	1		
Special forms of procedure (2)	7	8	9	7	9
Total	581	593	562	631	688
Applications for interim measures	3	3	2	2	3

¹ The figures given (gross figures) represent the total number of cases, without account being taken of the joinder of cases on the ground of similarity (one case number = one case).

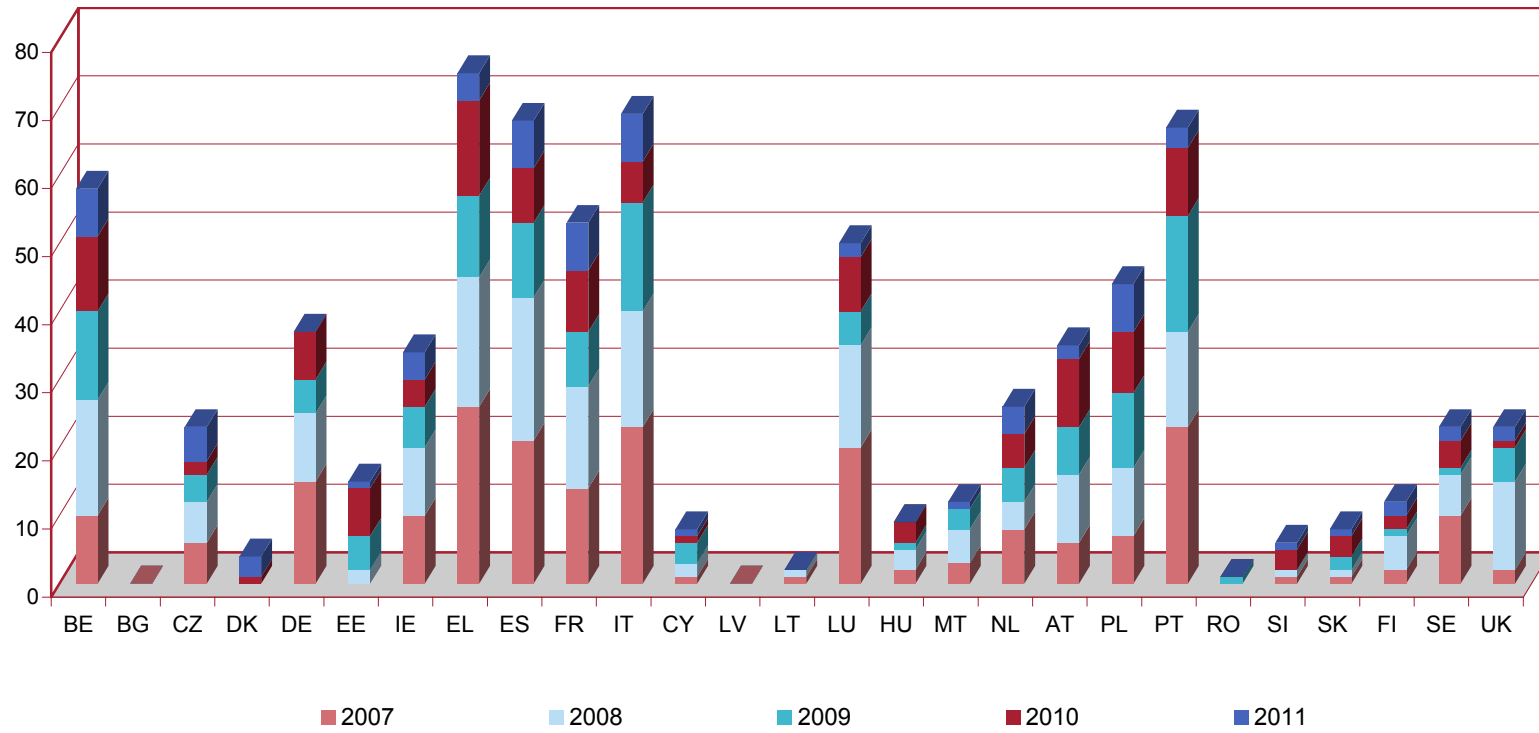
² The following are considered to be 'special forms of procedure': rectification (Article 66 of the Rules of Procedure); taxation of costs (Article 74 of the Rules of Procedure); legal aid (Article 76 of the Rules of Procedure); application to set aside a judgment given by default (Article 94 of the Rules of Procedure); third-party proceedings (Article 97 of the Rules of Procedure); revision (Article 98 of the Rules of Procedure); interpretation of a judgment (Article 102 of the Rules of Procedure); examination of a proposal by the First Advocate General to review a decision of the General Court (Article 62 of the Statute of the Court of Justice); attachment procedure (Protocol on Privileges and Immunities); cases concerning immunity (Protocol on Privileges and Immunities).

3. New cases – Subject-matter of the action (2011) (1)

	Direct actions	References for a preliminary ruling	Appeals	Appeals concerning interim measures or interventions	Total	Special forms of procedure
Access to documents			6		6	
External action by the European Union	1	5	1		7	
Accession of new States		2			2	
Agriculture	3	23	5		31	
State aid	2	3	14		19	
Citizenship of the Union	1	12			13	
Economic, social and territorial cohesion		2	4		6	
Competition		7	52	1	60	
Financial provisions (budget, financial framework, own resources, combatting fraud and so forth)	1	3			4	
Company law	2	1			3	
Law governing the institutions	7	2	17	10	36	1
Education, vocational training, youth and sport		1			1	
Environment	20	19	3		42	
Area of freedom, security and justice		44			44	
Taxation	19	66			85	
Freedom of establishment	4	11			15	
Free movement of capital	3	19			22	
Free movement of goods	3	2			5	
Freedom of movement for persons	1	11	2		14	
Freedom to provide services	1	12	3		16	
Public procurement		9	3		12	
Commercial policy		2	2		4	
Economic and monetary policy			1		1	
Common foreign and security policy	1	9	6	1	17	
Industrial policy	3	7			10	
Social policy	3	37	1		41	
Principles of European Union law		9	2		11	
Intellectual and industrial property	2	17	39		58	
Consumer protection	2	21			23	
Approximation of laws		15			15	
Public health		2			2	
Social security for migrant workers		11			11	
Tourism		1			1	
Transport	2	19			21	
Customs union and Common Customs Tariff		19			19	
TFEU	81	423	161	12	677	1
Law governing the institutions				1	1	
Privileges and immunities						1
Procedure						7
Staff Regulations			1		1	
Others			1	1	2	8
OVERALL TOTAL	81	423	162	13	679	9

¹ The figures given (gross figures) represent the total number of cases, without account being taken of the joinder of cases on the ground of similarity (one case number = one case).

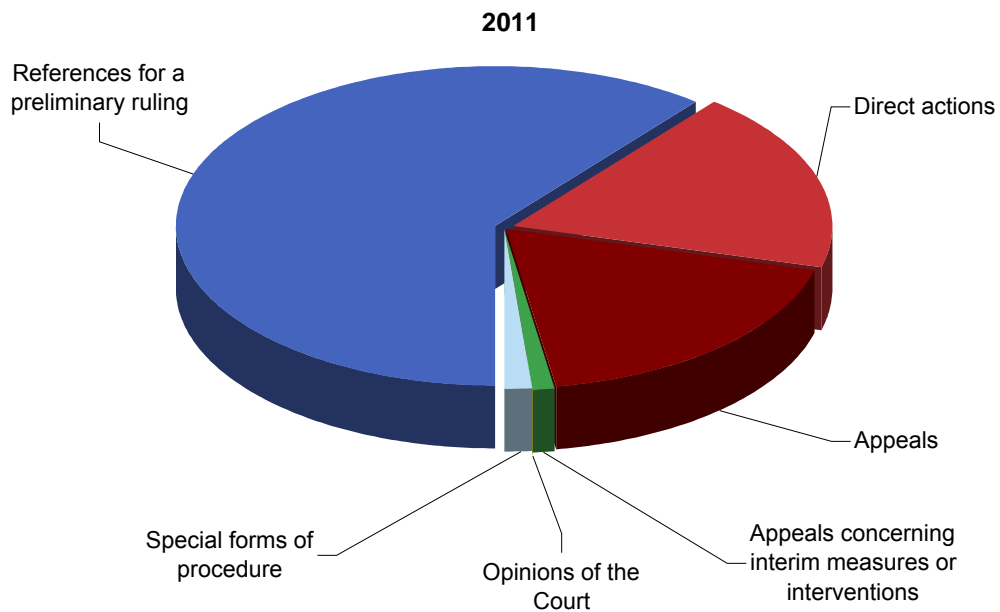
4. New cases – Actions for failure of a Member State to fulfil its obligations (2007-11) (1)



	2007	2008	2009	2010	2011
Belgium	10	17	13	11	7
Bulgaria					
Czech Republic	6	6	4	2	5
Denmark				1	3
Germany	15	10	5	7	
Estonia		2	5	7	1
Ireland	10	10	6	4	4
Greece	26	19	12	14	4
Spain	21	21	11	8	7
France	14	15	8	9	7
Italy	23	17	16	6	7
Cyprus	1	2	3	1	1
Latvia					
Lithuania	1	1			
Luxembourg	20	15	5	8	2
Hungary	2	3	1	3	
Malta	3	5	3		1
Netherlands	8	4	5	5	4
Austria	6	10	7	10	2
Poland	7	10	11	9	7
Portugal	23	14	17	10	3
Romania			1		
Slovenia	1	1		3	1
Slovakia	1	1	2	3	1
Finland	2	5	1	2	2
Sweden	10	6	1	4	2
United Kingdom	2	13	5	1	2
Total	212	207	142	128	73

¹ The figures given (gross figures) represent the total number of cases, without account being taken of the joinder of cases on the ground of similarity (one case number = one case).

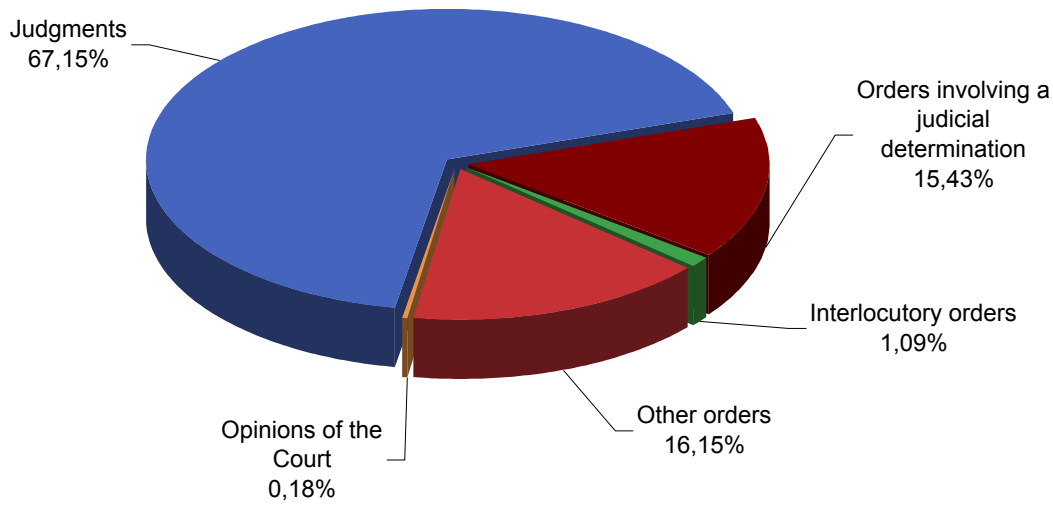
5. Completed cases – Nature of proceedings (2007-11) (1)



	2007	2008	2009	2010	2011
References for a preliminary ruling	235	301	259	339	388
Direct actions	241	181	215	139	117
Appeals	88	69	97	84	117
Appeals concerning interim measures or interventions	2	8	7	4	7
Opinions of the Court			1		1
Special forms of procedure	4	8	9	8	8
Total	570	567	588	574	638

¹ The figures given (gross figures) represent the total number of cases, without account being taken of the joinder of cases on the ground of similarity (one case number = one case).

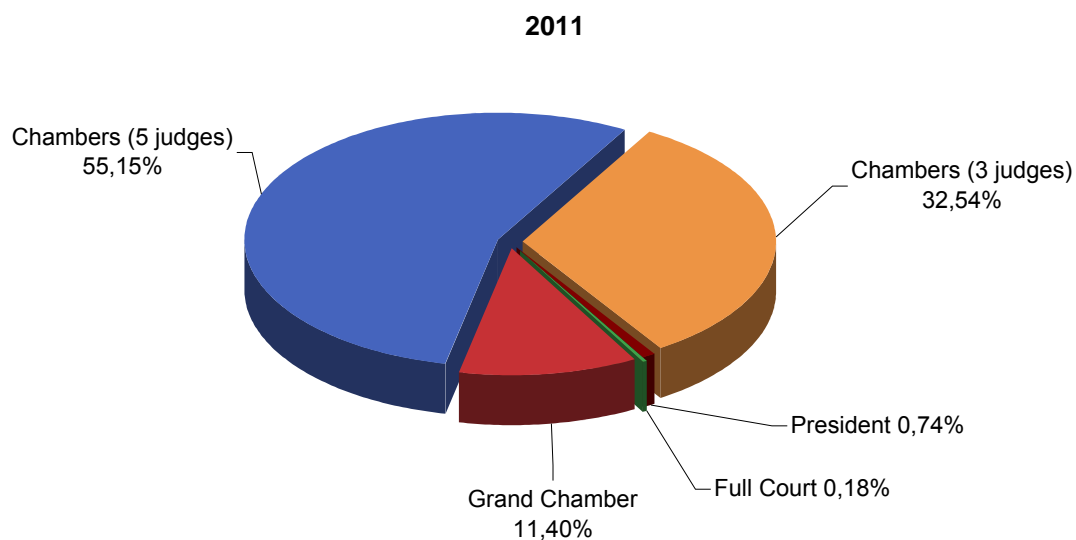
6. Completed cases – Judgments, orders, opinions (2011) (1)



	Judgments	Orders involving a judicial determination (2)	Interlocutory orders (3)	Other orders (4)	Opinions of the Court	Total
References for a preliminary ruling	237	38		45		320
Direct actions	82	1		34		117
Appeals	51	41	2	5		99
Appeals concerning interim measures or interventions			4	3		7
Opinions of the Court					1	1
Special forms of procedure		5		2		7
Total	370	85	6	89	1	551

- ¹ The figures given (net figures) represent the number of cases after joinder on the ground of similarity (a set of joined cases = one case).
- ² Orders terminating proceedings other than those removing a case from the register, declaring that there is no need to give a decision or referring a case to the General Court.
- ³ Orders made following an application on the basis of Articles 278 TFEU and 279 TFEU (former Articles 242 EC and 243 EC), Article 280 TFEU (former Article 244 EC) or the corresponding provisions of the EAEC Treaty, or following an appeal against an order concerning interim measures or intervention.
- ⁴ Orders terminating the case by removal from the register, declaration that there is no need to give a decision or referral to the General Court.

7. Completed cases – Bench hearing action (2007-11) (1)

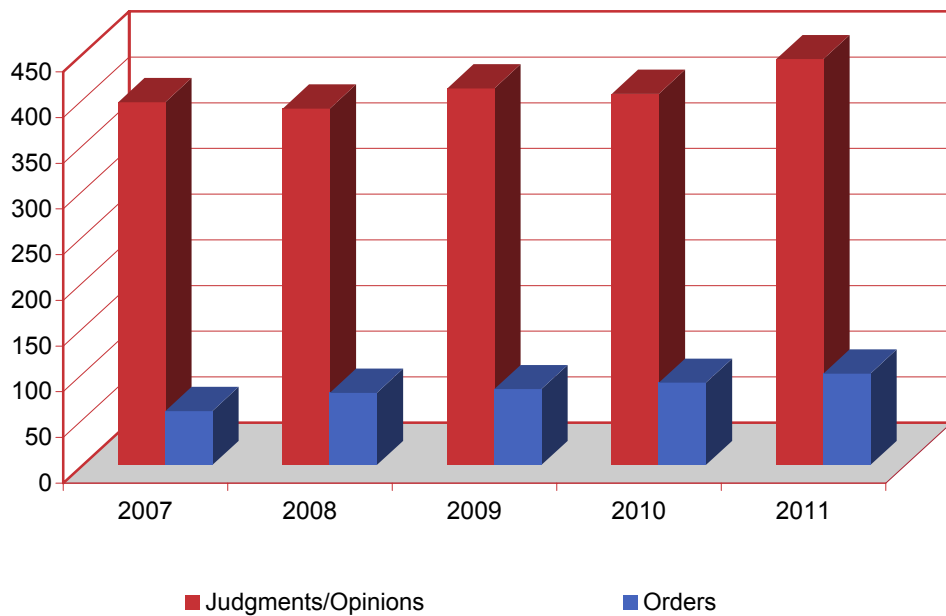


	2007			2008			2009			2010			2011		
	Judgments/Opinions	Orders ²	Total	Judgments/Opinions	Orders ²	Total	Judgments/Opinions	Orders ²	Total	Judgments/Opinions	Orders ²	Total	Judgments/Opinions	Orders ²	Total
Full Court													1		1
Grand Chamber	51		51	66		66	41		41	70	1	71	62		62
Chambers (5 judges)	241	8	249	259	13	272	275	8	283	280	8	288	290	10	300
Chambers (3 judges)	105	49	154	65	59	124	96	70	166	56	76	132	91	86	177
President		2	2		7	7		5	5		5	5		4	4
Total	397	59	456	390	79	469	412	83	495	406	90	496	444	100	544

¹ The figures given (gross figures) represent the total number of cases, without account being taken of the joinder of cases on the ground of similarity (one case number = one case).

² Orders terminating proceedings other than those removing a case from the register, declaring that there is no need to give a decision or referring a case to the General Court.

8. Cases completed by judgments, by opinions or by orders involving a judicial determination (2007-11) (1)(2)



	2007	2008	2009	2010	2011
Judgments/Opinions	397	390	412	406	444
Orders	59	79	83	90	100
Total	456	469	495	496	544

¹ The figures given (gross figures) represent the total number of cases, without account being taken of the joinder of cases on the ground of similarity (one case number = one case).

² Orders terminating proceedings other than those removing a case from the register, declaring that there is no need to give a decision or referring a case to the General Court.

9. Cases completed by judgments, by opinions or by orders involving a judicial determination – Subject-matter of the action (2007-11) (1)

	2007	2008	2009	2010	2011
Access to documents					2
External action by the European Union	9	8	8	10	8
Accession of new States	1		1		1
Agriculture	23	54	18	15	23
State aid	9	26	10	16	48
Budget of the Communities (2)				1	
Citizenship of the Union	2	7	3	6	7
Competition	17	23	28	13	19
Brussels Convention	2	1	2		
Rome Convention			1		
Financial provisions (budget, financial framework, own resources, combatting fraud and so forth) (2)				1	4
Company law	16	17	17	17	8
Law governing the institutions	6	15	29	26	20
Energy	4	4	4	2	2
Registration, evaluation, authorisation and restriction of chemicals (REACH Regulation)					1
Environment (3)				9	35
Environment and consumers (3)	50	43	60	48	25
Area of freedom, security and justice	17	4	26	24	23
Taxation	44	38	44	66	49
Justice and home affairs		1			
Freedom of establishment	19	29	13	17	21
Free movement of capital	13	9	7	6	14
Free movement of goods	14	12	13	6	8
Freedom of movement for persons	19	27	19	17	9
Freedom to provide services	24	8	17	30	27
Public procurement					7
Commercial policy	1	1	5	2	2
Common fisheries policy	6	6	4	2	1
Economic and monetary policy	1	1	1	1	
Common foreign and security policy	4	2	2	2	4
Industrial policy	11	12	6	9	9
Regional policy	7	1	3	2	
Social policy	26	25	33	36	36
Principles of European Union law	4	4	4	4	15
Privileges and immunities	1	2			
Intellectual and industrial property	21	22	31	38	47
Consumer protection (3)				3	4
Approximation of laws	21	21	32	15	15
Research, information, education and statistics				1	
Community own resources (2)	3		10	5	2
Public health					3
Social security for migrant workers	7	5	3	6	8
Common Customs Tariff (4)	10	5	13	7	2
Transport	6	4	9	4	7
Customs union and Common Customs Tariff (4)	12	8	5	15	19
EC Treaty/TFEU	430	445	481	482	535
EU Treaty	4	6	1	4	1
CS Treaty	1	2			1
EA Treaty	1				
Privileges and immunities					2
Procedure	3	5	5	6	5
Staff Regulations	17	11	8	4	
Others	20	16	13	10	7
OVERALL TOTAL	456	469	495	496	544

¹ The figures given (gross figures) represent the total number of cases, without account being taken of the joinder of cases on the ground of similarity (one case number = one case).

² The headings 'Budget of the Communities' and 'Community own resources' have been combined under the heading 'Financial provisions' for cases brought after 1 December 2009.

³ The heading 'Environment and consumers' has been divided into two separate headings for cases brought after 1 December 2009.

⁴ The headings 'Common Customs Tariff' and 'Customs union' have been combined under a single heading for cases brought after 1 December 2009.

10. Cases completed by judgments, by opinions or by orders involving a judicial determination – Subject-matter of the action (2011) (1)

	Judgments/Opinions	Orders ²	Total
Access to documents		2	2
External action by the European Union	7	1	8
Accession of new States	1		1
Agriculture	21	2	23
State aid	42	6	48
European citizenship	7		7
Competition	17	2	19
Financial provisions (budget, financial framework, own resources, combatting fraud and so forth) (3)	4		4
Company law	7	1	8
Law governing the institutions	8	12	20
Energy	2		2
Registration, evaluation, authorisation and restriction of chemicals (REACH Regulation)	1		1
Environment (4)	34	1	35
Environment and consumers (4)	21	4	25
Area of freedom, security and justice	22	1	23
Taxation	39	10	49
Freedom of establishment	20	1	21
Free movement of capital	13	1	14
Free movement of goods	8		8
Freedom of movement for persons	9		9
Freedom to provide services	26	1	27
Public procurement	3	4	7
Commercial policy	2		2
Common fisheries policy	1		1
Common foreign and security policy	4		4
Industrial policy	8	1	9
Social policy	28	8	36
Principles of European Union law	7	8	15
Intellectual property	26	21	47
Consumer protection (4)	2	2	4
Approximation of laws	13	2	15
Community own resources (3)	2		2
Public health	1	2	3
Social security for migrant workers	8		8
Common Customs Tariff (5)	2		2
Transport	6	1	7
Customs union and Common Customs Tariff (5)	18	1	19
EC Treaty/TFEU	440	95	535
EU Treaty	1		1
CS Treaty	1		1
Privileges and immunities	2		2
Procedure		5	5
Others	2	5	7
OVERALL TOTAL	444	100	544

¹ The figures given (gross figures) represent the total number of cases, without account being taken of the joinder of cases on the ground of similarity (one case number = one case).

² Orders terminating proceedings other than those removing a case from the register, declaring that there is no need to give a decision or referring a case to the General Court.

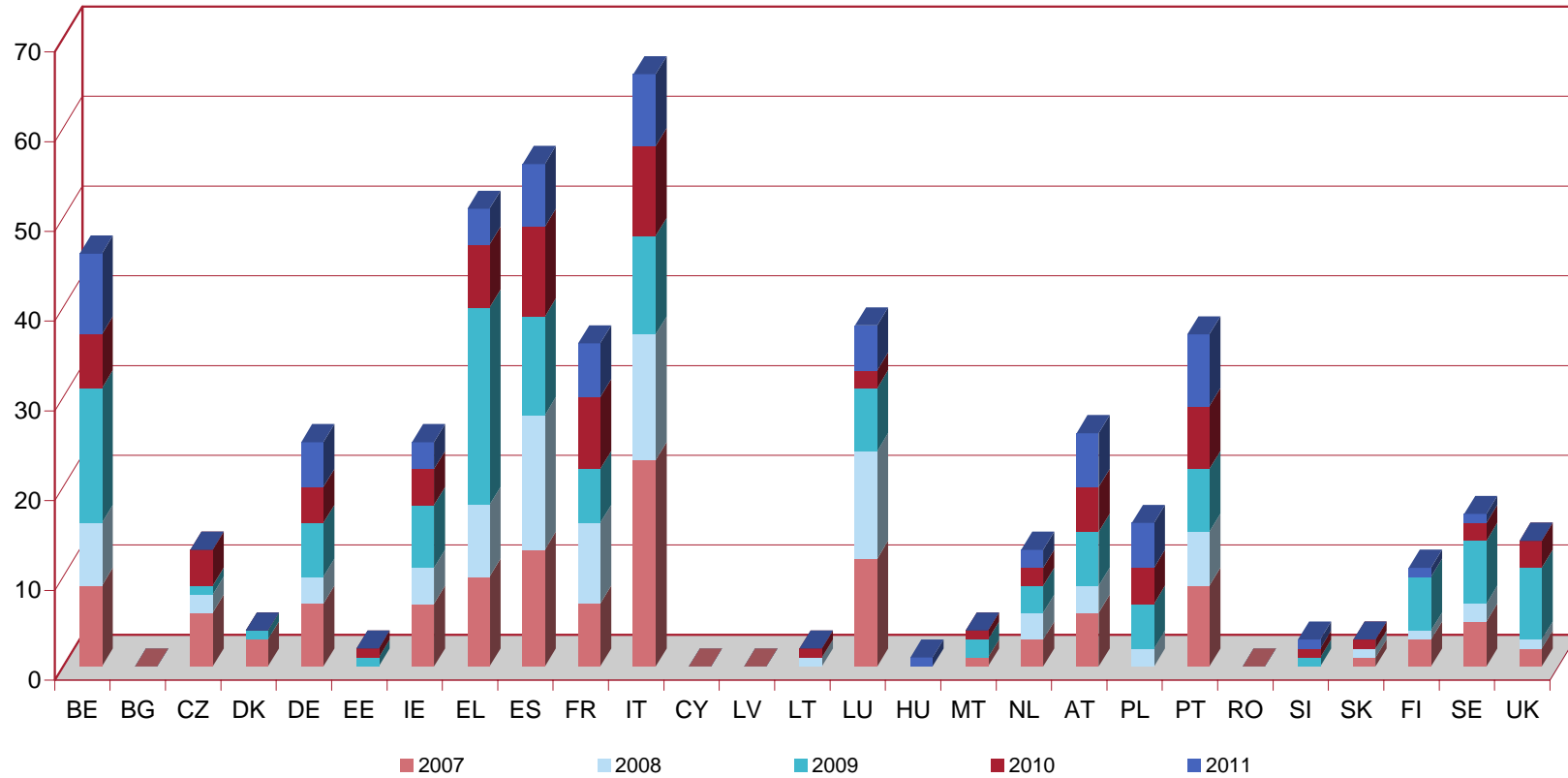
³ The headings 'Budget of the Communities' and 'Community own resources' have been combined under the heading 'Financial provisions' for cases brought after 1 December 2009.

⁴ The heading 'Environment and consumers' has been divided into two separate headings for cases brought after 1 December 2009.

⁵ The headings 'Common Customs Tariff' and 'Customs union' have been combined under a single heading for cases brought after 1 December 2009.

11. Completed cases – Judgments concerning failure of a Member State to fulfil its obligations: outcome (2007-11) (1)

Infringement declared

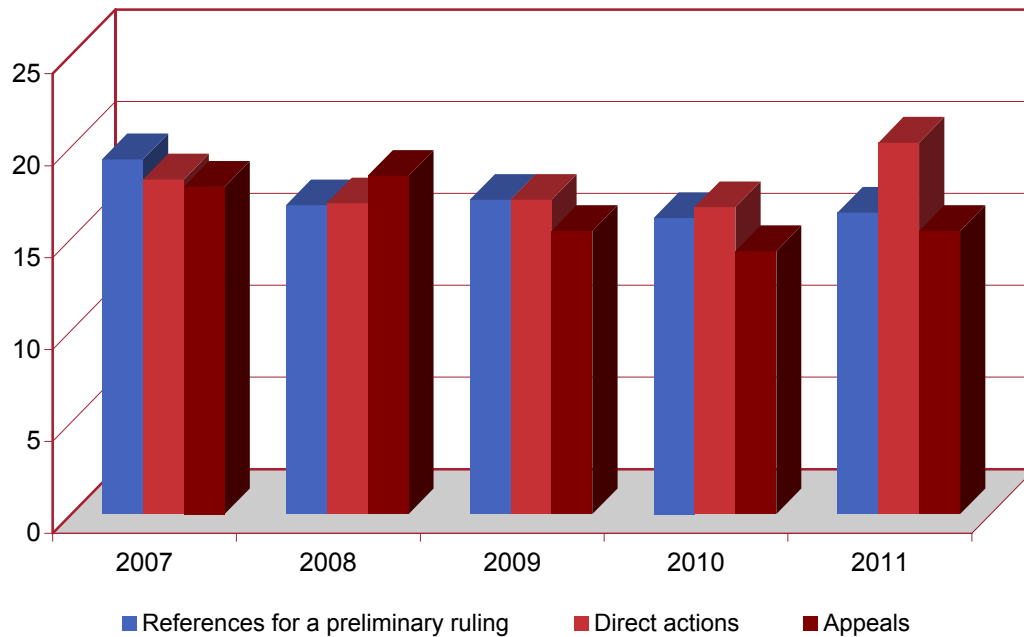


	2007		2008		2009		2010		2011	
	Infringement declared	Dismissed	Infringement declared	Dismissed	Infringement declared	Dismissed	Infringement declared	Dismissed	Infringement declared	Dismissed
Belgium	9	1	7		15	1	6	1	9	1
Bulgaria										
Czech Republic	6		2		1		4			
Denmark	3				1					
Germany	7	1	3	3	6	2	4	2	5	
Estonia					1		1			
Ireland	7	2	4		7		4		3	
Greece	10	3	8	1	22		7		4	
Spain	13	1	15	1	11		10	2	7	1
France	7		9	1	6		8	2	6	
Italy	23	2	14	1	11	4	10		8	1
Cyprus										1
Latvia										
Lithuania			1				1			
Luxembourg	12		12		7		2		5	
Hungary									1	1
Malta	1				2		1	1		1
Netherlands	3	1	3		3		2	1	2	
Austria	6		3		6		5		6	
Poland			2		5		4	1	5	
Portugal	9		6		7	1	7	1	8	1
Romania										1
Slovenia					1		1		1	
Slovakia	1		1				1			1
Finland	3	1	1	1	6	1			1	
Sweden	5		2	1	7		2		1	
United Kingdom	2	4	1		8	1	3	1		
Total	127	16	94	9	133	10	83	12	72	9

¹ The figures given (net figures) represent the number of cases after joinder on the ground of similarity (a set of joined cases = one case).

12. Completed cases – Duration of proceedings (2007-11) (1)

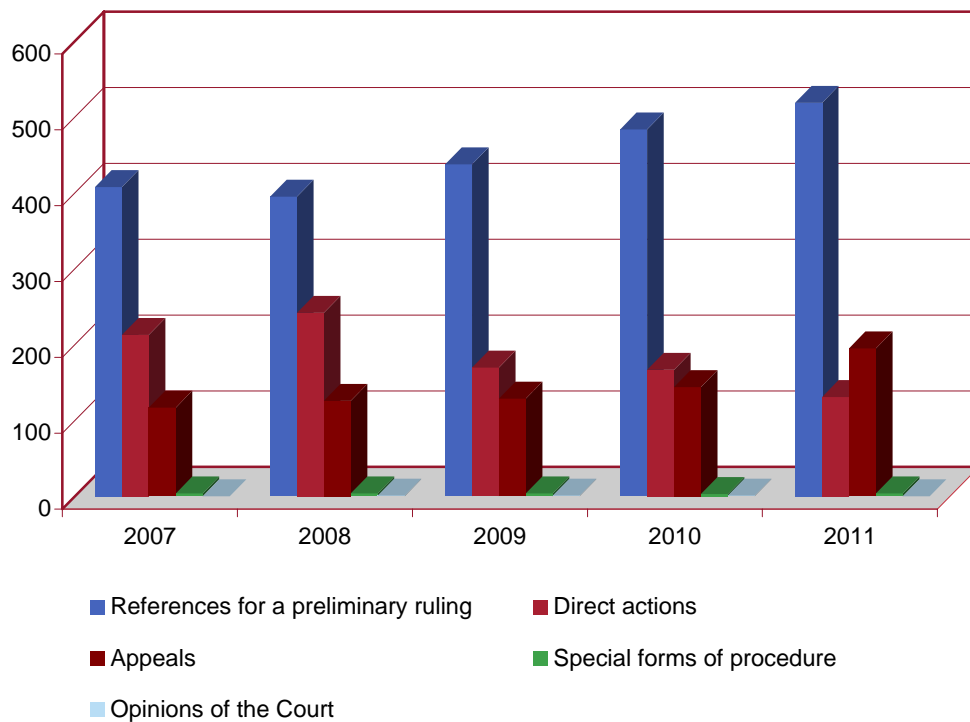
(judgments and orders involving a judicial determination)



	2007	2008	2009	2010	2011
References for a preliminary ruling	19,3	16,8	17,1	16,1	16,4
Urgent preliminary ruling procedure		2,1	2,5	2,1	2,5
Direct actions	18,2	16,9	17,1	16,7	20,2
Appeals	17,8	18,4	15,4	14,3	15,4

¹ The duration of proceedings is expressed in months and tenths of months. The following types of cases are excluded from the calculation of the duration of proceedings: cases involving an interlocutory judgment or a measure of inquiry; opinions; special forms of procedure (namely taxation of costs, legal aid, application to set aside, third-party proceedings, interpretation, revision, rectification, attachment procedure); cases terminated by an order removing the case from the register, declaring that there is no need to give a decision or referring the case to the General Court; proceedings for interim measures and appeals concerning interim measures and interventions.

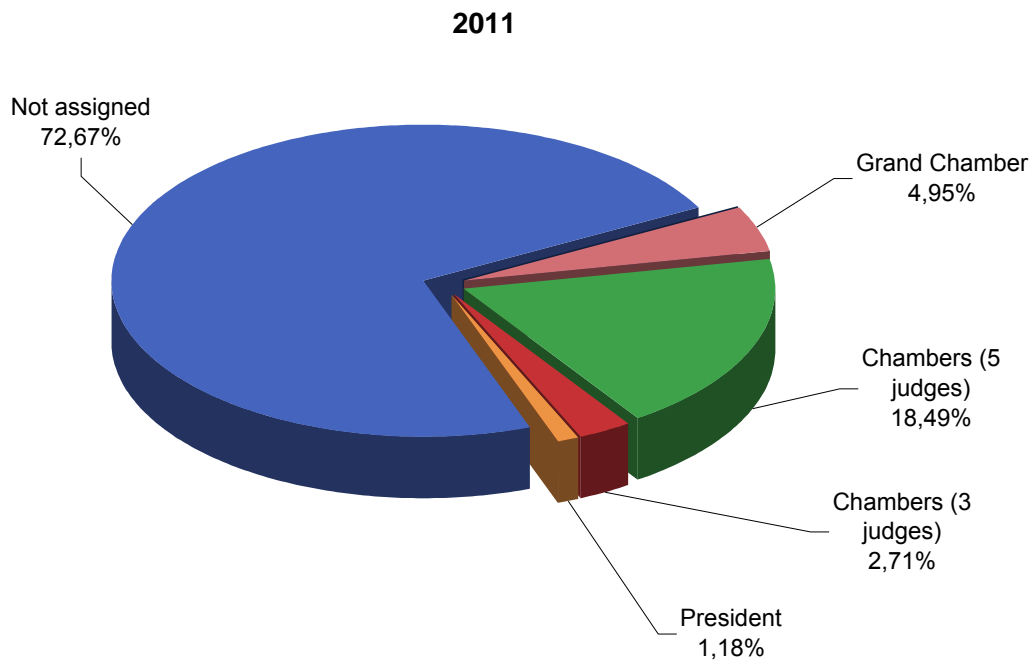
13. Cases pending as at 31 December – Nature of proceedings (2007-11) (1)



	2007	2008	2009	2010	2011
References for a preliminary ruling	408	395	438	484	519
Direct actions	213	242	170	167	131
Appeals	117	126	129	144	195
Special forms of procedure	4	4	4	3	4
Opinions of the Court		1	1	1	
Total	742	768	742	799	849

¹ The figures given (gross figures) represent the total number of cases, without account being taken of the joinder of cases on the ground of similarity (one case number = one case).

14. Cases pending as at 31 December – Bench hearing action (2007-11) (1)



	2007	2008	2009	2010	2011
Not assigned	481	524	490	519	617
Full Court				1	
Grand Chamber	59	40	65	49	42
Chambers (5 judges)	170	177	169	193	157
Chambers (3 judges)	24	19	15	33	23
President	8	8	3	4	10
Total	742	768	742	799	849

¹ The figures given (gross figures) represent the total number of cases, without account being taken of the joinder of cases on the ground of similarity (one case number = one case).

15. Miscellaneous – Expedited and accelerated procedures (2007-11) (1)

	2007		2008		2009		2010		2011	
	Granted	Not granted	Granted	Not granted	Granted	Not granted	Granted	Not granted	Granted	Not granted
Direct actions		1						1		
References for a preliminary ruling		5	2	6	1	3	4	7	2	6
Appeals		1				1				5
Special forms of procedure						1				
Total		7	2	6	1	5	4	8	2	11

16. Miscellaneous – Urgent preliminary ruling procedure (2008-11) (2)

	2008		2009		2010		2011	
	Granted	Not granted	Granted	Not granted	Granted	Not granted	Granted	Not granted
Agriculture		1						
Police and judicial cooperation in criminal matters	2	1		1				
Area of freedom, security and justice	1	1	2		5	1	2	3
Total	3	3	2	1	5	1	2	3

¹ Since 1 July 2000, it has been possible to deal with a case under an expedited or accelerated procedure pursuant to the provisions of Articles 62a and 104a of the Rules of Procedure.

² Since 1 March 2008, pursuant to the provisions of Article 104b of the Rules of Procedure, an urgent preliminary ruling procedure has been available for cases falling within the area of freedom, security and justice.

17. Miscellaneous – Proceedings for interim measures (2011) (1)

	New applications for interim measures	Appeals concerning interim measures or interventions	Outcome		
			Not granted	Granted	Removed from the register or no need to give a decision
Access to documents			1		
External action by the European Union	1				
State aid			1		
Competition		1			1
Law governing the institutions		11	3		1
Environment					1
Commercial policy					1
Common foreign and security policy		1			
Intellectual and industrial property	2				
OVERALL TOTAL	3	13	5		4

¹ The figures given (net figures) represent the number of cases after joinder on the ground of similarity (a set of joined cases = one case).

18. General trend in the work of the Court (1952-2011) – New cases and judgments

Year	New cases ¹							Judgments/Opinions (2)
	Direct actions	References for a preliminary ruling	Appeals	Appeals concerning interim measures or interventions	Requests for an opinion	Total	Applications for interim measures	
1953	4					4		
1954	10					10		2
1955	9					9	2	4
1956	11					11	2	6
1957	19					19	2	4
1958	43					43		10
1959	46				1	47	5	13
1960	22				1	23	2	18
1961	24	1			1	26	1	11
1962	30	5				35	2	20
1963	99	6				105	7	17
1964	49	6				55	4	31
1965	55	7				62	4	52
1966	30	1				31	2	24
1967	14	23				37		24
1968	24	9				33	1	27
1969	60	17				77	2	30
1970	47	32				79		64
1971	59	37				96	1	60
1972	42	40				82	2	61
1973	131	61				192	6	80
1974	63	39				102	8	63
1975	61	69			1	131	5	78
1976	51	75			1	127	6	88
1977	74	84				158	6	100
1978	146	123			1	270	7	97
1979	1 218	106				1 324	6	138
1980	180	99				279	14	132
1981	214	108				322	17	128
1982	217	129				346	16	185
1983	199	98				297	11	151
1984	183	129				312	17	165
1985	294	139				433	23	211
1986	238	91				329	23	174

>>>

Year	New cases ¹							Judgments/Opinions (2)
	Direct actions	References for a preliminary ruling	Appeals	Appeals concerning interim measures or interventions	Requests for an opinion	Total	Applications for interim measures	
1987	251	144				395	21	208
1988	193	179				372	17	238
1989	244	139				383	19	188
1990	221	141	15	1		378	12	193
1991	140	186	13	1	2	342	9	204
1992	251	162	24	1	2	440	5	210
1993	265	204	17			486	13	203
1994	125	203	12	1	3	344	4	188
1995	109	251	46	2		408	3	172
1996	132	256	25	3		416	4	193
1997	169	239	30	5		443	1	242
1998	147	264	66	4		481	2	254
1999	214	255	68	4		541	4	235
2000	197	224	66	13	2	502	4	273
2001	187	237	72	7		503	6	244
2002	204	216	46	4		470	1	269
2003	277	210	63	5	1	556	7	308
2004	219	249	52	6	1	527	3	375
2005	179	221	66	1		467	2	362
2006	201	251	80	3		535	1	351
2007	221	265	79	8		573	3	379
2008	210	288	77	8	1	584	3	333
2009	143	302	104	2	1	552	1	377
2010	136	385	97	6		624	2	370
2011	81	423	162	13		679	3	371
Total	8 682	7 428	1 280	98	19	17 507	354	9 008

¹ Gross figures; special forms of procedure are not included.

² Net figures.

19. General trend in the work of the Court (1952-2011) –
 New references for a preliminary ruling (by Member State per year)

	BE	BG	CZ	DK	DE	EE	IE	EL	ES	FR	IT	CY	LV	LT	LU	HU	MT	NL	AT	PL	PT	RO	SI	SK	FI	SE	UK	Others (1)	Total	
1961																		1											1	
1962																		5												5
1963															1			5												6
1964											2							4												6
1965					4					2								1												7
1966																		1												1
1967	5				11					3					1			3												23
1968	1				4					1	1							2												9
1969	4				11					1					1															17
1970	4				21					2	2							3												32
1971	1				18					6	5				1			6												37
1972	5				20					1	4							10												40
1973	8				37					4	5				1			6												61
1974	5				15					6	5							7									1			39
1975	7			1	26					15	14				1			4									1			69
1976	11				28		1			8	12							14									1			75
1977	16			1	30		2			14	7							9									5			84
1978	7			3	46		1			12	11							38									5			123
1979	13			1	33		2			18	19				1			11									8			106
1980	14			2	24		3			14	19							17									6			99
1981	12			1	41					17	11				4			17									5			108
1982	10			1	36					39	18							21									4			129
1983	9			4	36		2			15	7							19									6			98
1984	13			2	38		1			34	10							22									9			129
1985	13				40		2			45	11				6			14									8			139
1986	13			4	18		4	2	1	19	5				1			16									8			91

	BE	BG	CZ	DK	DE	EE	IE	EL	ES	FR	IT	CY	LV	LT	LU	HU	MT	NL	AT	PL	PT	RO	SI	SK	FI	SE	UK	Others (1)	Total	
1987	15			5	32		2	17	1	36	5				3			19									9		144	
1988	30			4	34				1	38	28				2			26									16		179	
1989	13			2	47		1	2	2	28	10				1			18			1						14		139	
1990	17			5	34		4	2	6	21	25				4			9			2						12		141	
1991	19			2	54		2	3	5	29	36				2			17			3						14		186	
1992	16			3	62			1	5	15	22				1			18			1						18		162	
1993	22			7	57		1	5	7	22	24				1			43			3						12		204	
1994	19			4	44		2		13	36	46				1			13			1						24		203	
1995	14			8	51		3	10	10	43	58				2			19	2		5					6	20		251	
1996	30			4	66			4	6	24	70				2			10	6		6				3	4	21		256	
1997	19			7	46		1	2	9	10	50				3			24	35		2					6	7	18		239
1998	12			7	49		3	5	55	16	39				2			21	16		7					2	6	24		264
1999	13			3	49		2	3	4	17	43				4			23	56		7					4	5	22		255
2000	15			3	47		2	3	5	12	50							12	31		8					5	4	26	1	224
2001	10			5	53		1	4	4	15	40				2			14	57		4					3	4	21		237
2002	18			8	59			7	3	8	37				4			12	31		3					7	5	14		216
2003	18			3	43		2	4	8	9	45				4			28	15		1					4	4	22		210
2004	24			4	50		1	18	8	21	48				1	2		28	12		1					4	5	22		249
2005	21		1	4	51		2	11	10	17	18				2	3		36	15	1	2					4	11	12		221
2006	17		3	3	77		1	14	17	24	34			1	1	4		20	12	2	3			1	5	2	10		251	
2007	22	1	2	5	59	2	2	8	14	26	43			1		2		19	20	7	3	1		1	5	6	16		265	
2008	24		1	6	71	2	1	9	17	12	39	1	3	3	4	6		34	25	4	1				4	7	14		288	
2009	35	8	5	3	59	2		11	11	28	29	1	4	3	10	1		24	15	10	3	1	2	1	2	5	28	1	302	
2010	37	9	3	10	71		4	6	22	33	49		3	2	9	6		24	15	8	10	17	1	5	6	6	29		385	
2011	34	22	5	6	83	1	7	9	27	31	44		10	1	2	13		22	24	11	11	14	1	3	12	4	26		423	
Total	685	40	20	141	1 885	7	62	160	271	847	1 100	2	20	11	75	46	1	789	387	43	88	33	4	11	76	91	531	2	7 428	

¹ Case C-265/00 Campina Melkunie (Cour de justice Benelux/Benelux Gerechtshof).
Case C-196/09 Miles and Others (Complaints Board of the European Schools).

**20. General trend in the work of the Court (1952-2011) –
New references for a preliminary ruling (by Member State and by court or**

			Total
Belgium	Cour constitutionnelle	21	
	Cour de cassation	85	
	Conseil d'État	64	
	Other courts or tribunals	515	685
Bulgaria	Софийски градски съд Търговско отделение	1	
	Other courts or tribunals	39	40
Czech Republic	Nejvyššího soudu		
	Nejvyšší správní soud	10	
	Ústavní soud		
	Other courts or tribunals	10	20
Denmark	Højesteret	30	
	Other courts or tribunals	111	141
Germany	Bundesgerichtshof	148	
	Bundesverwaltungsgericht	105	
	Bundesfinanzhof	279	
	Bundesarbeitsgericht	23	
	Bundessozialgericht	74	
	Staatsgerichtshof des Landes Hessen	1	
	Other courts or tribunals	1 255	1 885
Estonia	Riigikohus	2	
	Other courts or tribunals	5	7
Ireland	Supreme Court	19	
	High Court	20	
	Other courts or tribunals	23	62
Greece	Άρειος Πάγος	10	
	Συμβούλιο της Επικρατείας	50	
	Other courts or tribunals	100	160
Spain	Tribunal Supremo	46	
	Audiencia Nacional	1	
	Juzgado Central de lo Penal	7	
	Other courts or tribunals	217	271
France	Cour de cassation	95	
	Conseil d'État	75	
	Other courts or tribunals	677	847
Italy	Corte suprema di Cassazione	110	
	Corte Costituzionale	1	
	Consiglio di Stato	75	
	Other courts or tribunals	914	1 100
Cyprus	Ανώτατο Δικαστήριο	2	
	Other courts or tribunals		2
Latvia	Augstākā tiesa	18	
	Satversmes tiesa		
	Other courts or tribunals	2	20
Lithuania	Lietuvos Respublikos Konstitucinis Teismas	1	
	Lietuvos Aukščiausiasis Teismas	3	
	Lietuvos vyriausiasis administracinis Teismas	3	
	Other courts or tribunals	4	11
Luxembourg	Cour supérieure de justice	10	
	Cour de cassation	8	
	Conseil d'État	13	
	Cour administrative	8	
	Other courts or tribunals	36	75

>>>

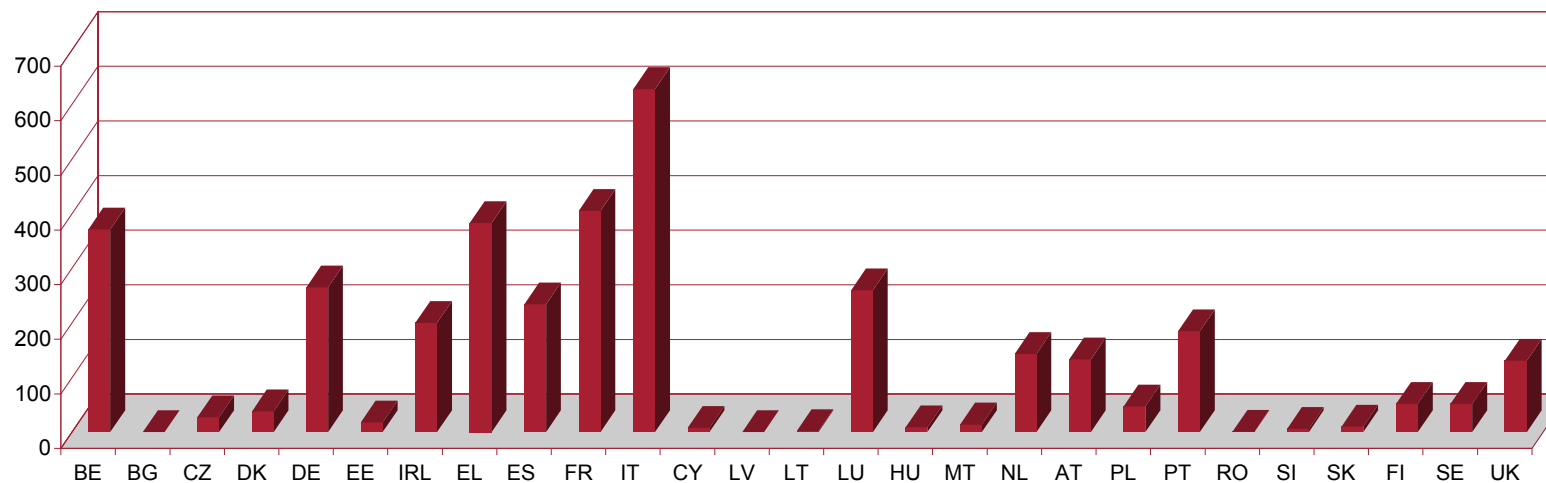
			Total
Hungary	Legfelsőbb Bíróság	3	
	Fővárosi Ítéletábla	2	
	Szegedi Ítéletáblá	1	
	Other courts or tribunals	40	46
Malta	Constitutional Court		
	Qorti ta' l- Appel		
	Other courts or tribunals	1	1
Netherlands	Raad van State	74	
	Hoge Raad der Nederlanden	207	
	Centrale Raad van Beroep	49	
	College van Beroep voor het Bedrijfsleven	140	
	Tariefcommissie	34	
	Other courts or tribunals	285	789
Austria	Verfassungsgerichtshof	4	
	Oberster Gerichtshof	87	
	Oberster Patent- und Markensenat	3	
	Bundesvergabeamt	24	
	Verwaltungsgerichtshof	66	
	Vergabekontrollsenat	4	
	Other courts or tribunals	199	387
Poland	Sąd Najwyższy	5	
	Naczelny Sąd Administracyjny	15	
	Trybunał Konstytucyjny		
	Other courts or tribunals	23	43
Portugal	Supremo Tribunal de Justiça	2	
	Supremo Tribunal Administrativo	45	
	Other courts or tribunals	41	88
Romania	Tribunal Dâmbovița	3	
	Curtea de Apel	14	
	Other courts or tribunals	16	33
Slovenia	Vrhovno sodišče	1	
	Ustavno sodišče		
	Other courts or tribunals	3	4
Slovakia	Ústavný Súd		
	Najvyšší súd	6	
	Other courts or tribunals	5	11
Finland	Korkein hallinto-oikeus	38	
	Korkein oikeus	12	
	Other courts or tribunals	26	76
Sweden	Högsta Domstolen	14	
	Marknadsdomstolen	5	
	Regeringsrätten	24	
	Other courts or tribunals	48	91
United Kingdom	House of Lords	40	
	Supreme Court	3	
	Court of Appeal	69	
	Other courts or tribunals	419	531
Others	Cour de justice Benelux/Benelux Gerechtshof (1)	1	1
	Complaints Board of the European Schools (2)	1	1
Total			7 428

¹ Case C-265/00 Campina Melkunie.

² Case C-196/09 Miles and Others.

**21. General trend in the work of the Court (1952-2011) –
New actions for failure of a Member State to fulfil its obligations**

1952-2011



	BE	BG	CZ	DK	DE	EE	IRL	EL	ES	FR	IT	CY	LV	LT	LU	HU	MT	NL	AT	PL	PT	RO	SI	SK	FI	SE	UK	Total
1952-2011	371		27	38	265	18	200	383	234	405	628	8		2	260	9	14	143	133	47	185	1	6	10	52	52	131	3 622