

C — Statistics concerning the judicial activity of the Civil Service Tribunal

General activity of the Civil Service Tribunal

1. New cases, completed cases, cases pending (2007–11)

New cases

2. Percentage of the number of cases per principal defendant institution (2007–11)
3. Language of the case (2007–11)

Completed cases

4. Judgments and orders — Bench hearing action (2011)
5. Outcome (2011)
6. Applications for interim measures (2007–11)
7. Duration of proceedings in months (2011)

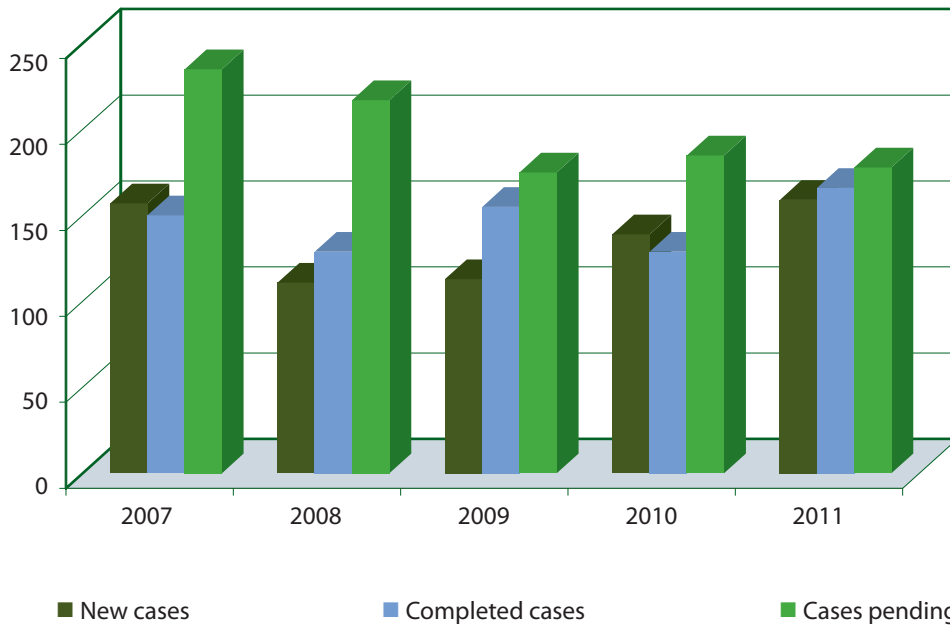
Cases pending as at 31 December

8. Bench hearing action (2007–11)
9. Number of applicants (2011)

Miscellaneous

10. Appeals against decisions of the Civil Service Tribunal to the General Court (2007–11)
11. Results of appeals before the General Court (2007–11)

**1. General activity of the Civil Service Tribunal
New cases, completed cases, cases pending (2007–11)**

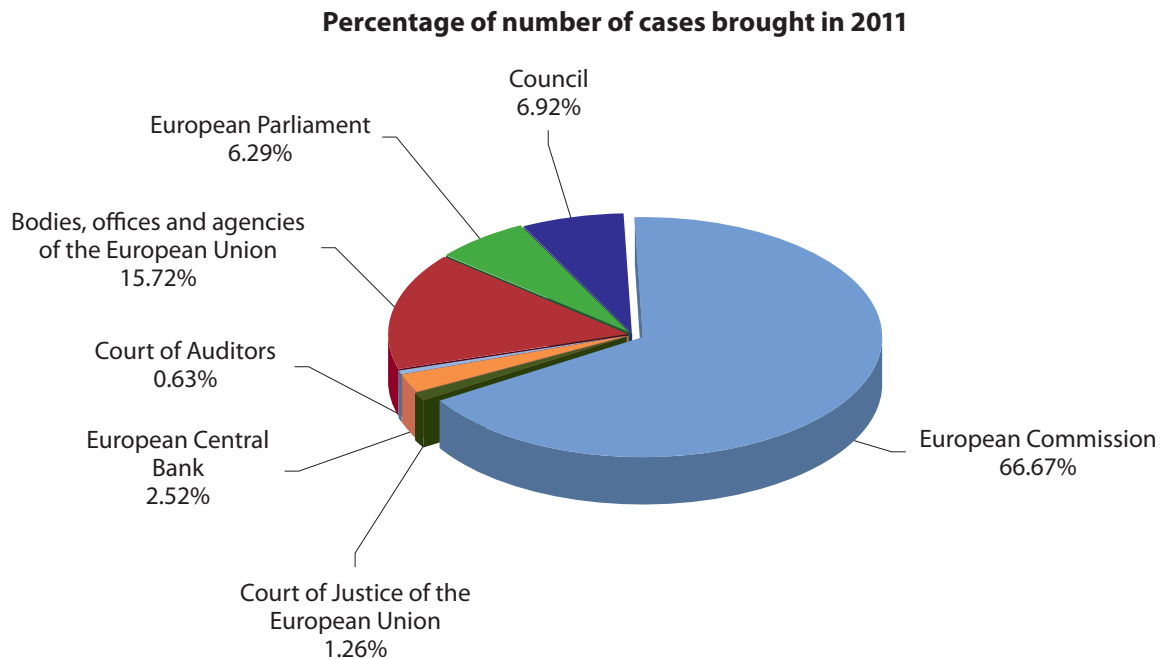


	2007	2008	2009	2010	2011
New cases	157	111	113	139	159
Completed cases	150	129	155	129	166
Cases pending	235	217	175	185	178 ⁽¹⁾

The figures given (gross figures) represent the total number of cases, without account being taken of the joinder of cases on the grounds of similarity (one case number = one case).

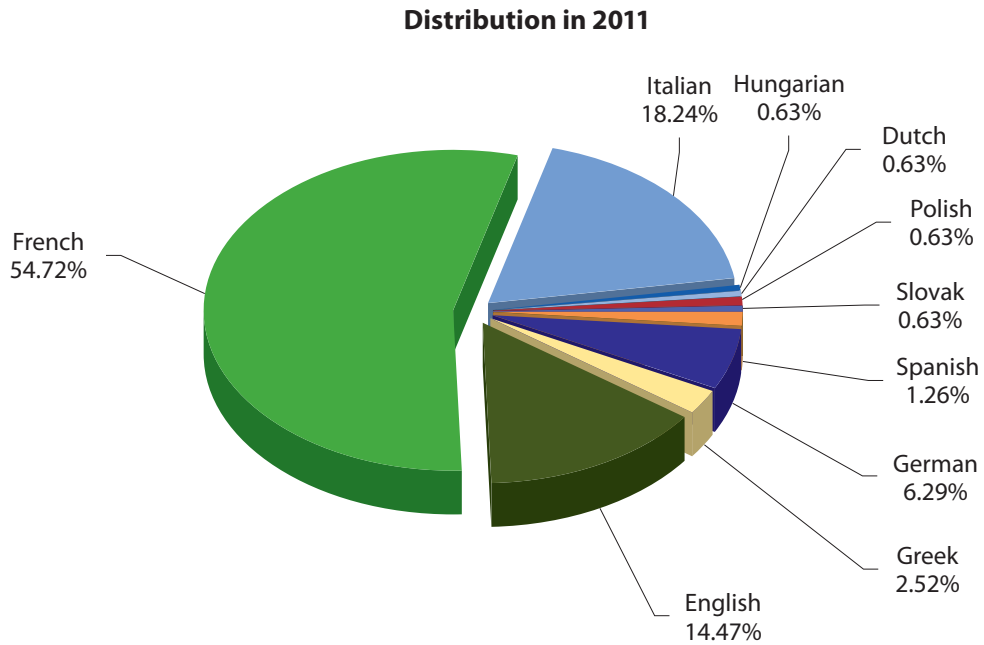
⁽¹⁾ Including 6 cases in which proceedings were stayed.

2. *New cases* — Percentage of the number of cases per principal defendant institution (2007–11)



	2007	2008	2009	2010	2011
European Parliament	15.29%	14.41%	8.85%	9.35%	6.29%
Council	4.46%	4.50%	11.50%	6.47%	6.92%
European Commission	63.69%	54.95%	47.79%	58.99%	66.67%
Court of Justice of the European Union	3.82%		2.65%	5.04%	1.26%
European Central Bank	1.27%	2.70%	4.42%	2.88%	2.52%
Court of Auditors	2.55%	5.41%	0.88%		0.63%
Bodies, offices and agencies of the European Union	8.92%	18.02%	23.89%	17.27%	15.72%
Total	100%	100%	100%	100%	100%

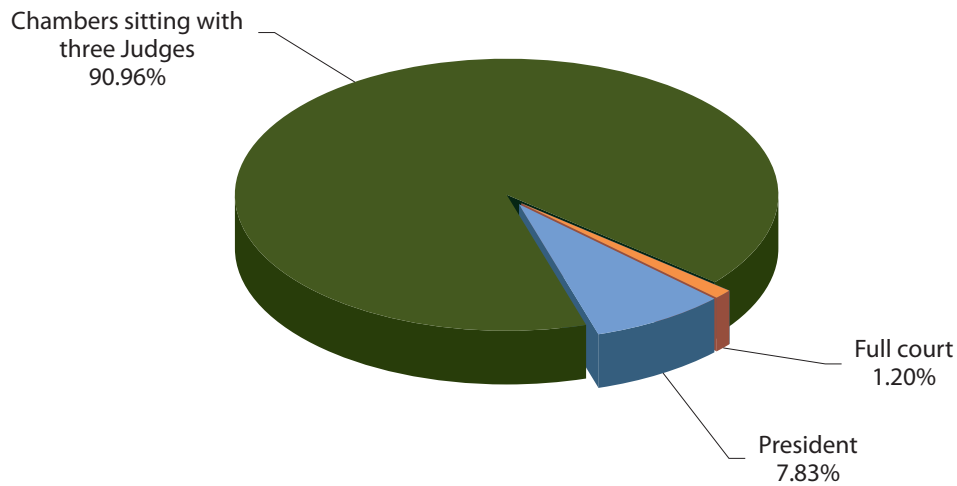
3. New cases — Language of the case (2007–11)



Language of the case	2007	2008	2009	2010	2011
Bulgarian	2				
Spanish	2	1	1	2	2
Czech			1		
German	17	10	9	6	10
Greek	2	3	3	2	4
English	8	5	8	9	23
French	101	73	63	105	87
Italian	17	6	13	13	29
Lithuanian	2	2			
Hungarian	1	1			1
Dutch	4	8	15	2	1
Polish		1			1
Portuguese		1			
Romanian	1				
Slovak					1
Total	157	111	113	139	159

The language of the case corresponds to the language in which the proceedings were brought and not to the applicant’s mother tongue or nationality.

4. **Completed cases — Judgments and orders — Bench hearing action (2011)**



	Judgments	Orders for removal from the register, following amicable settlement ⁽¹⁾	Other orders terminating proceedings	Total
Full court	1		1	2
President			13	13
Chambers sitting with three Judges	75	8	68	151
Single judge				
Total	76	8	82	166

⁽¹⁾ In the course of 2011, there were also 13 unsuccessful attempts to bring cases to a close by amicable settlement on the initiative of the Civil Service Tribunal.

5. Completed cases — Outcome (2011)

	Judgments			Orders				Total
	Actions upheld in full	Actions upheld in part	Actions dismissed in full, no need to adjudicate	Actions/applications [manifestly] inadmissible or unfounded	Amicable settlements following intervention by the bench hearing the action	Removal from the register on other grounds, no need to adjudicate or referral	Applications upheld in full or in part (special forms of procedure)	
Appraisal/Promotion	1	4	15	7	5	6		38
Assignment/Reassignment	1	1	2					4
Competitions			1	1		2		4
Disciplinary proceedings			1	2	1			4
Other	1	1	10	20	1	4	6	43
Pensions and invalidity allowances			2	1		1		4
Recruitment/Appointment/Classification in grade	1	3	9	3		1		17
Remuneration and allowances	1	1	6	5	1	17		31
Social security/Occupational disease/Accidents		3	5	5				13
Termination or non-renewal of the contract of a member of staff	2	1		1				4
Working conditions/Leave		1	3					4
Total	7	15	54	45	8	31	6	166

6. Applications for interim measures (2007–11)

Applications for interim measures brought to a conclusion	Outcome		
	Granted in full or in part	Dismissal	Removal from the register
2007	4	4	
2008	4	4	
2009	1	1	
2010	6	4	2
2011	7	4	3
Total	22	16	5

7. Completed cases — Duration of proceedings in months (2011)

		Duration of full procedure	Duration of procedure, not including duration of any stay of proceedings
Judgments		Average duration	Average duration
New cases before the Civil Service Tribunal	73	21.0	18.6
Cases initially brought before the General Court ⁽¹⁾	3	73.7	57.7
Total	76	23.1	20.1

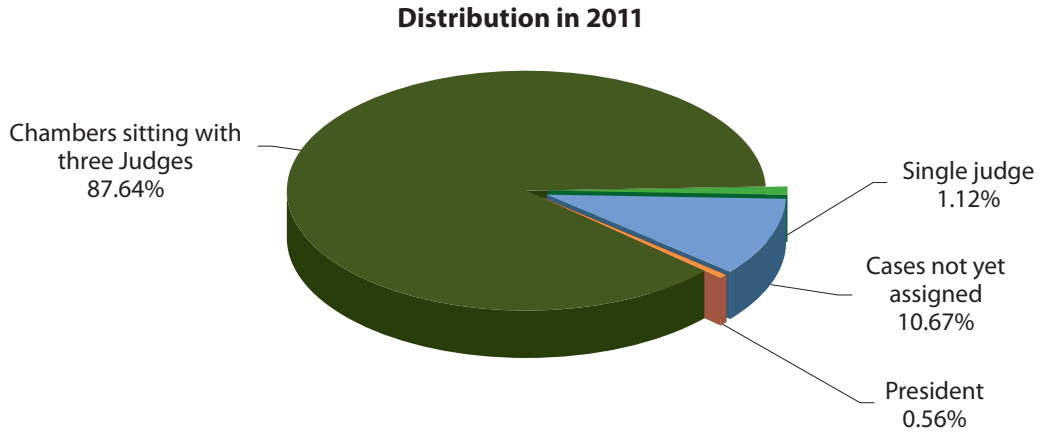
		Duration of full procedure	Duration of procedure, not including duration of any stay of proceedings
Orders		Average duration	Average duration
New cases before the Civil Service Tribunal	89	11.9	9.0
Cases initially brought before the General Court ⁽¹⁾	1	18.5	18.5
Total	90	12.0	9.1

OVERALL TOTAL	166	17.1	14.2
----------------------	------------	-------------	-------------

The durations are expressed in months and tenths of months.

⁽¹⁾ When the Civil Service Tribunal commenced work, the Court of First Instance (now the General Court) transferred 118 cases to it.

8. Cases pending as at 31 December — Bench hearing action (2007–11)



	2007	2008	2009	2010	2011
Full court	3	5	6	1	
President	3	2	1	1	1
Chambers sitting with three Judges	206	199	160	179	156
Single judge					2
Cases not yet assigned	23	11	8	4	19
Total	235	217	175	185	178

9. Cases pending as at 31 December — Number of applicants

The pending cases with the greatest number of applicants in 2011

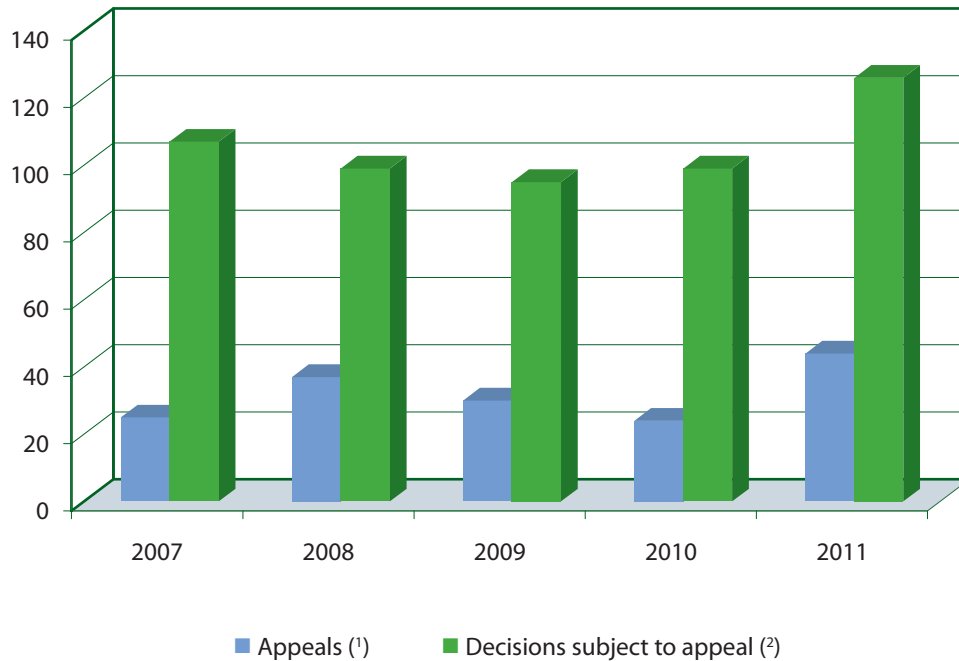
Number of applicants	Fields
535 (2 cases)	Staff Regulations — Remuneration — Annual adjustment of the remuneration and pensions of officials and other servants — Articles 64, 65 and 65a of and Annex XI to the Staff Regulations — Council Regulation (EU) No 1239/2010 of 20 December 2010 — Correction coefficient — Officials assigned to Ispra
169	Staff Regulations — ECB staff — Reform of the pension scheme
34	Staff Regulations — EIB — Pensions — Reform of the pension scheme
25	Staff Regulations — Promotion — 2010 and 2011 promotions periods — Fixing promotion thresholds
20 (6 cases)	Staff Regulations — Remuneration — Family allowances — Education allowance — Conditions for granting
19	Staff Regulations — Staff Committee of the Parliament — Elections — Irregularities in the election process
13	Staff Regulations — Member of the auxiliary staff — Member of the temporary staff — Conditions of engagement — Duration of contract
10	Staff Regulations — Members of the contract staff — Member of the temporary staff — Conditions of engagement — Duration of contract
6 (2 cases)	Staff Regulations — Promotion — 2010 promotions period — Consideration of comparative merits — Decision not to promote the applicant
5 (5 cases)	Staff Regulations — Promotion — 2008 promotions period — Decision not to promote the applicant

The term 'Staff Regulations' means the Staff Regulations of Officials of the European Union and the Conditions of Employment of other servants of the Union.

Total number of applicants for all pending cases (2007–11)

	Total applicants	Total pending cases
2007	1 267	235
2008	1 161	217
2009	461	175
2010	812	185
2011	1 006	178

10. *Miscellaneous* — Appeals against decisions of the Civil Service Tribunal to the General Court (2007–11)



	Appeals (1)	Decisions subject to appeal (2)	Percentage of appeals (3)	Percentage of appeals including amicable settlements (4)
2007	25	107	23.36%	21.93%
2008	37	99	37.37%	34.91%
2009	30	95	31.58%	30.93%
2010	24	99	24.24%	21.62%
2011	44	126	34.92%	32.84%

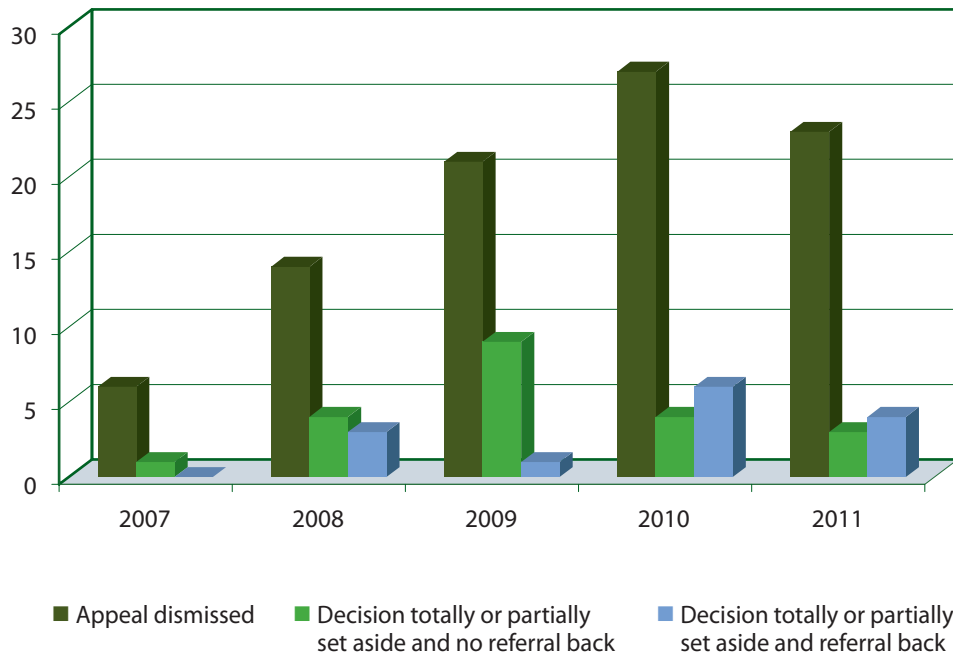
(1) Decisions appealed against by several parties are taken into account only once. In 2007, two decisions were each the subject of two appeals; in 2011, one decision was the subject of two appeals.

(2) Judgments, orders — declaring the action inadmissible, manifestly inadmissible or manifestly unfounded, orders for interim measures, orders that there is no need to adjudicate and orders refusing leave to intervene — made or adopted during the reference year.

(3) For a given year this percentage may not correspond to the decisions subject to appeal given in the reference year, since the period allowed for appeal may span two years.

(4) The Civil Service Tribunal endeavours to answer the legislature’s appeal for the facilitation of the amicable settlement of disputes. A certain number of cases are closed in this way each year. Those cases do not give rise to ‘decisions subject to appeal’ on the basis of which the ‘percentage of appeals’ is traditionally calculated in the Annual Report, including for the Court of Justice and the General Court. In so far as the ‘percentage of appeals’ may be considered to represent the ‘rate of challenge’ of the decisions of a court, that percentage would reflect the position better if it were calculated so as to take account not only of decisions subject to appeal but also those which are not precisely because they have brought the dispute to a close by amicable settlement. The result of that calculation appears in this column.

11. *Miscellaneous* — Results of appeals before the General Court (2007–11)



	2007	2008	2009	2010	2011
Appeal dismissed	6	14	21	27	23
Decision totally or partially set aside and no referral back	1	4	9	4	3
Decision totally or partially set aside and referral back		3	1	6	4
Total	7	21	31	37	30