

C — Statistics concerning the judicial activity of the Civil Service Tribunal

General activity of the Civil Service Tribunal

1. New cases, completed cases, cases pending (2005–07)

New cases

2. Percentage of the number of cases per principal defendant institution (2006–07)
3. Language of the case (2006–07)

Completed cases

4. Judgments and orders — Bench hearing action (2007)
5. Outcome (2007)
6. Proceedings for interim measures: outcome (2007)
7. Duration of proceedings (2007)

Cases pending as at 31 December

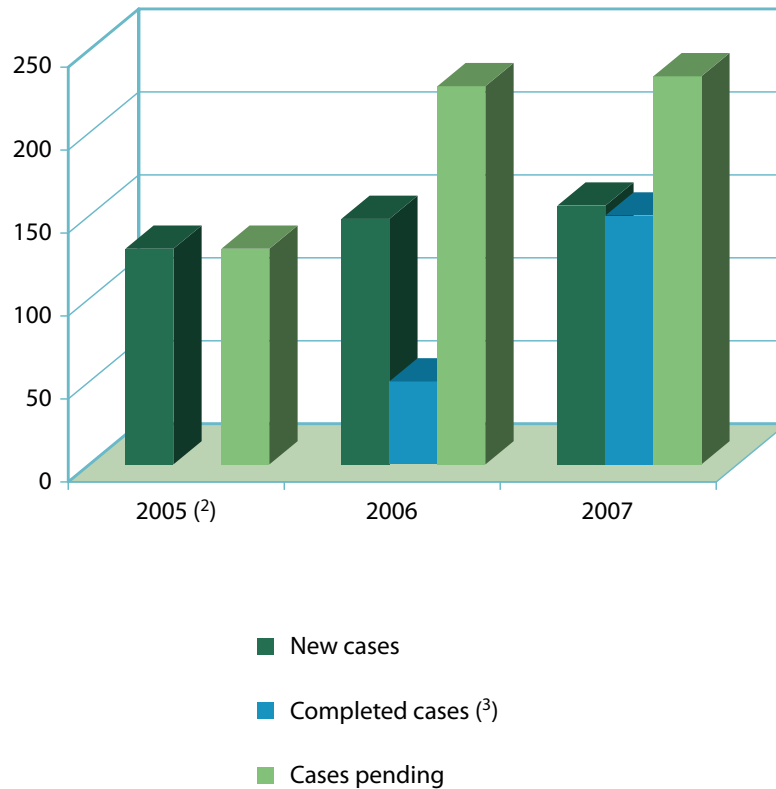
8. Bench hearing action (2007)
9. Number of applicants (2007)

Miscellaneous

10. Decisions of the Tribunal on appeal to the Court of First Instance (2006–07)
11. Results of appeals to the Court of First Instance (2006–07)



1. General activity of the Civil Service Tribunal — New cases, completed cases, cases pending (2005–07) ⁽¹⁾



	2005 ⁽²⁾	2006	2007
New cases	130	148	156
Completed cases ⁽³⁾	0	50	150
Cases pending	130	228	234 ⁽⁴⁾

⁽¹⁾ The figures given (gross figures) represent the total number of cases, without account being taken of the joinder of cases on the ground of similarity (one case number = one case).

⁽²⁾ 2005: the Court of First Instance referred 117 cases to the newly created Civil Service Tribunal.

2006: the Court of First Instance referred one more case to the Civil Service Tribunal.

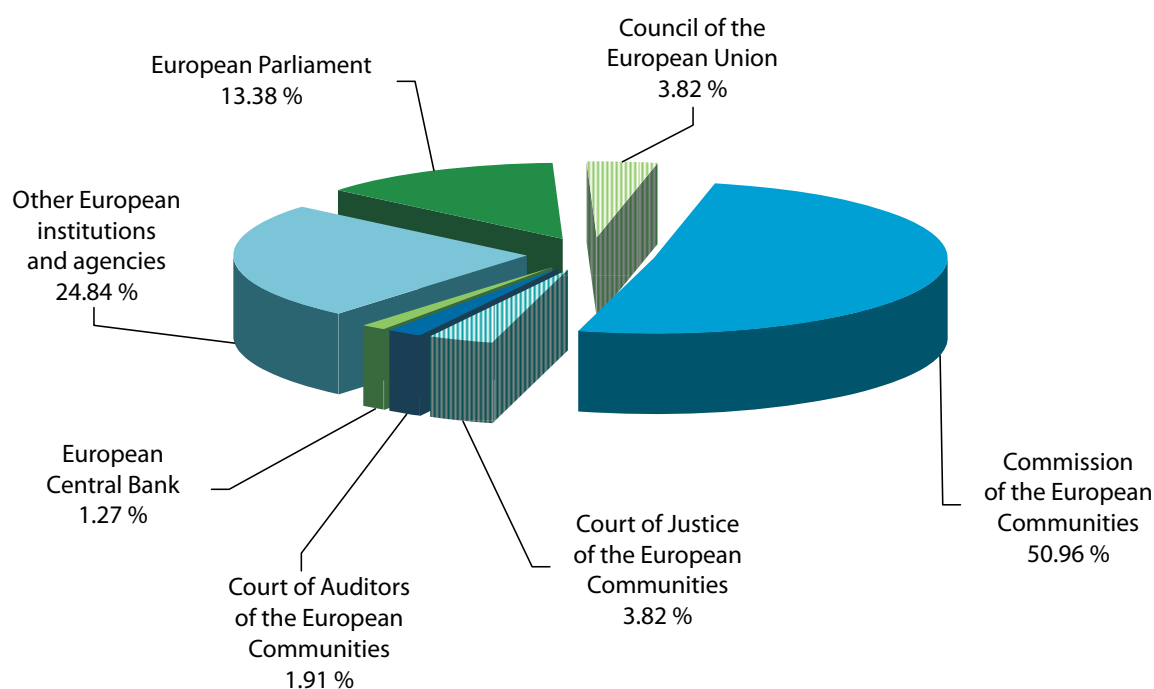
⁽³⁾ Unless otherwise indicated, this table and the following tables take account, for 2007, of all forms of procedure except applications for interim measures. If applications for interim measures are included: 52 cases in 2006 (plus one interim judgment), 154 cases in 2007 and 206 cases in total.

⁽⁴⁾ Including 77 suspended cases.



2. *New cases — Percentage of the number of cases per principal defendant institution (2006–07)*

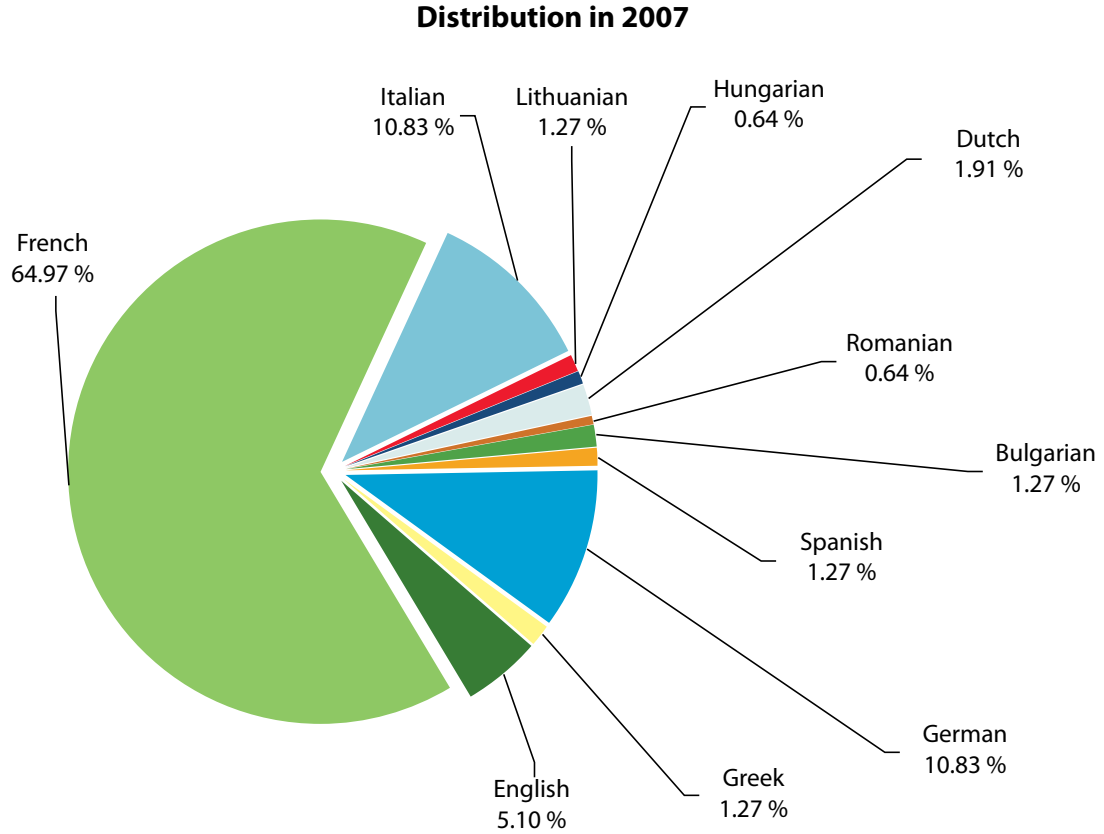
Percentage of number of new cases (2007)



	2006 (%)	2007 (%)
European Parliament	7.14	13.38
Council of the European Union	6.07	3.82
Commission of the European Communities	75.00	50.96
Court of Justice of the European Communities	3.57	3.82
Court of Auditors of the European Communities	1.79	1.91
European Central Bank	1.07	1.27
Other European institutions and agencies	5.36	24.84
Total	100.00	100.00



3. New cases — Language of the case (2006–07)

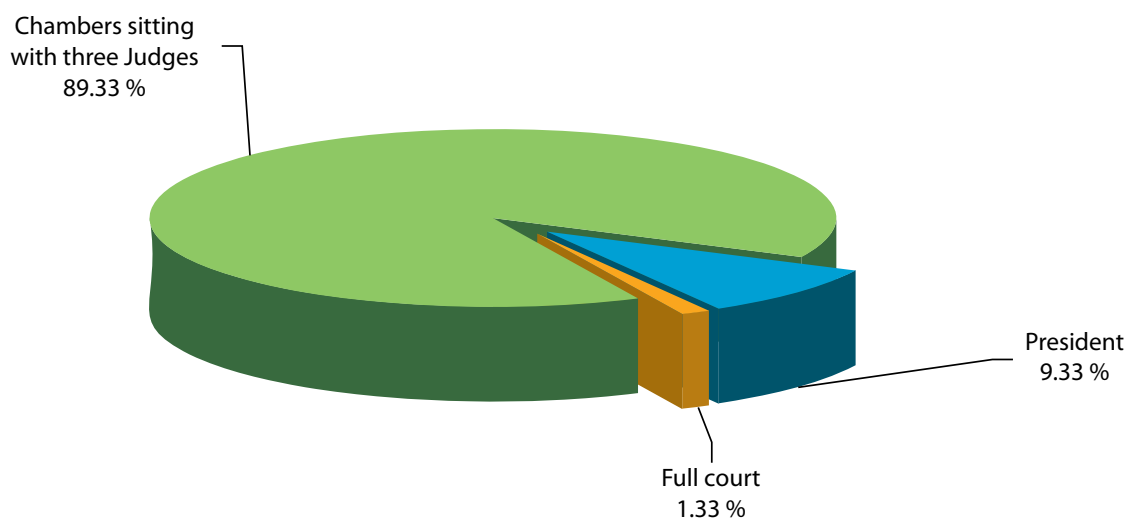


Language of the case	2006	2007
Bulgarian	–	2
Spanish	1	2
German	2	17
Greek	3	2
English	8	8
French	113	102
Italian	10	17
Lithuanian	–	2
Hungarian	2	1
Dutch	7	3
Romanian	–	1
Slovenian	1	–
Finnish	1	–
Total	148	157

NB: The language of the case is determined by the language in which the proceedings were brought and not the applicant's mother tongue or nationality.



4. *Completed cases — Judgments and orders — Bench hearing action (2007)*



	Judgments	Orders terminating proceedings ⁽¹⁾	Other orders	Total
Full court	1	1	0	2
Chambers sitting with three Judges	65	48	21	134
President	0	12	2	14
Total	66	61	23	150

(¹) Orders terminating proceedings by judicial determination, including those removing a case from the register following an amicable settlement reached between the parties as a result of action by the Civil Service Tribunal (other than orders terminating proceedings by removal from the register for other reasons).



5. Completed cases — Outcome (2007)

	Judgments		Orders				Total
	Annulment of the decision	Dismissal of the action	Orders (actions inadmissible or manifestly inadmissible or unfounded)	Amicable settlements following action by the Tribunal	Removal from the register for other reasons	Other	
Appraisal/promotion	6	13	4		12		35
Assignment/reassignment to a post	1	1	2	1	2		7
Competitions		3	6		1		10
Disciplinary proceedings		1					1
Pensions and invalidity allowances	3	6	4		1	1	15
Recruitment/appointment/classification in grade	7	4	6		5		22
Remuneration and allowances	2	6	6	2	2		18
Social security/occupational disease/accidents	4		4	2		2	12
Termination of an agent's contract		3	3	1		1	8
Working conditions/leave	1	2	2				5
Fields OTHER than staff cases	2	1		1			4
Total	26	40	37	7	23	4	137⁽¹⁾

⁽¹⁾ To this figure must be added 13 cases completed in the field of legal aid and four orders in proceedings for interim measures.



6. *Completed cases* — Proceedings for interim measures: outcome (2007)

Number of applications for interim measures	Outcome	
	Granted/contested decision set aside	Dismissed/contested decision upheld
4		4

7. *Completed cases* — Duration of proceedings (2007)

Judgments		Average duration	Overall average
New cases before the Civil Service Tribunal	48	14.7	16.9
New cases before the Court of First Instance ⁽¹⁾	18	22.7	
Total	66		
Orders			
New cases before the Civil Service Tribunal	72	7.6	10.3
New cases before the Court of First Instance ⁽¹⁾	12	25.1	
Total	84		
Overall total	150		13.2

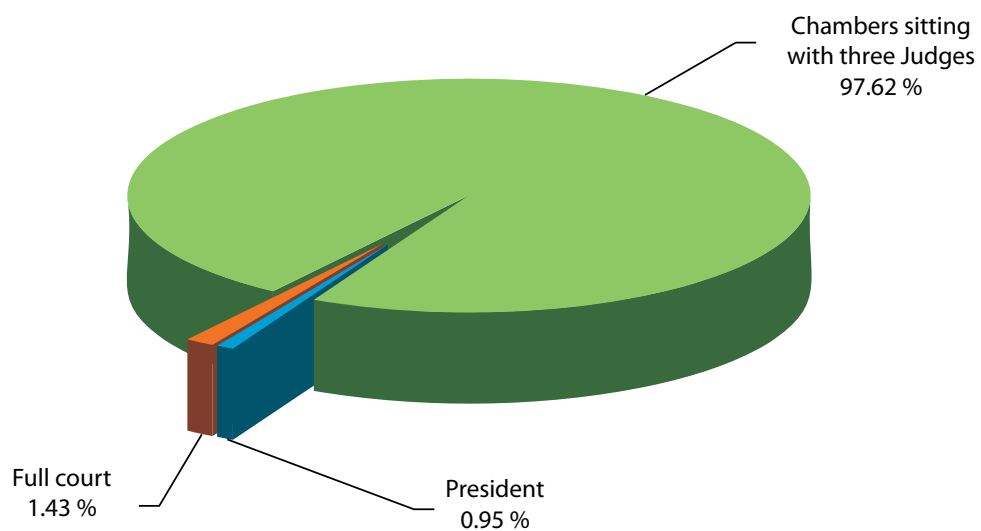
The duration of proceedings is expressed in months and tenths of months.

⁽¹⁾ 2005: the Court of First Instance referred 117 cases to the newly created Civil Service Tribunal.

2006: the Court of First Instance referred one more case to the Civil Service Tribunal.



8. Cases pending as at 31 December — Bench hearing action (2007)



	2007
Full court	3
Chambers sitting with three Judges	205
President	2
Total	210 ⁽¹⁾

(¹) To this figure must be added 25 unassigned cases.



9. Cases pending as at 31 December — Number of applicants (2007)

New cases with the greatest number of applicants in a single case

Number of applicants per case ⁽¹⁾	Fields ⁽²⁾
309	Staff Regulations — Pension — Application of the weighting calculated on the basis of the average cost of living in the country of residence
181	Staff Regulations — Contract staff — Duration of contracts, renewal and/or extension for a definite or indefinite period
143	Staff Regulations — Appointments — Candidates placed on a reserve list before the new Staff Regulations entered into force
76	Staff Regulations — Appointments — Reclassification of contracts for a definite period as a single contract for an indefinite period
59	Staff Regulations — Promotion — Promotion year 2005 — Additional grades provided for by the new Staff Regulations
29	Staff Regulations — Appointments — Candidates placed on a reserve list before the new Staff Regulations entered into force
21	Staff Regulations — Contract staff — Review of classification and remuneration
20	Staff Regulations — Pension — Pension statements — Weighting now calculated on the basis of the average cost of living in the country of residence rather than in relation to the capital of that country
19	Staff Regulations — Appointments — Classification in grade — Multiplier and cancellation of promotion points
15	Staff Regulations — Appointments — Candidates placed on a reserve list before the new Staff Regulations entered into force

Total number of applicants for all pending cases

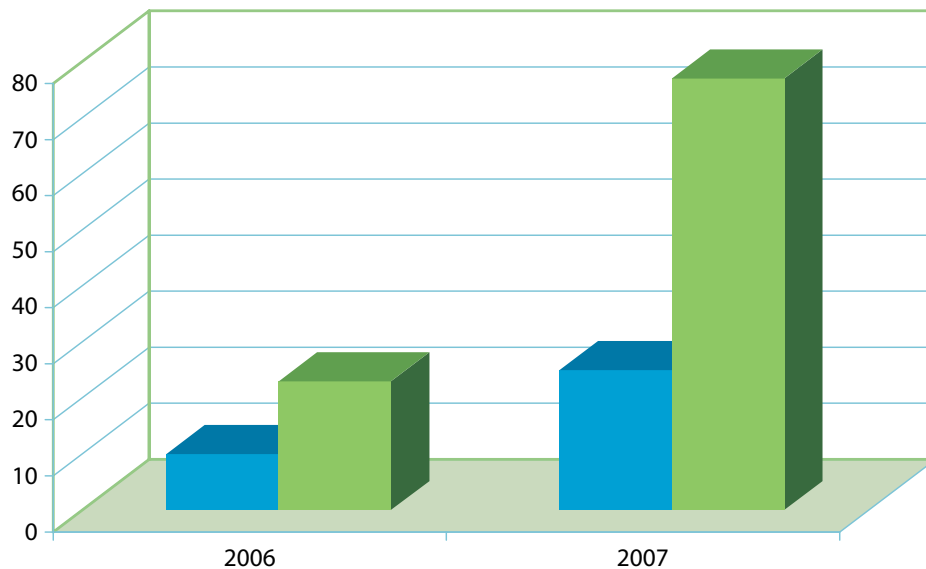
Total applicants	Total pending cases
1 267	235

⁽¹⁾ Those applicants who have brought more than one action have been counted in respect of each action brought.

⁽²⁾ The term 'Staff Regulations' below means the Staff Regulations of Officials of the European Communities and the Conditions of Employment of Other Servants of the European Communities.



10. *Miscellaneous* — Decisions of the Tribunal on appeal to the Court of First Instance (2006–07)



■ Number of decisions against which appeals were brought ⁽¹⁾

■ Total number of decisions open to challenge ⁽²⁾

	Number of decisions against which appeals were brought ⁽¹⁾	Total number of decisions open to challenge ⁽²⁾	Percentage of decisions against which appeals were brought ⁽³⁾
2006	10	23	43 %
2007	25	77	32 %

⁽¹⁾ The decisions in Cases F-92/05 and F-17/05 were each the subject of two appeals.

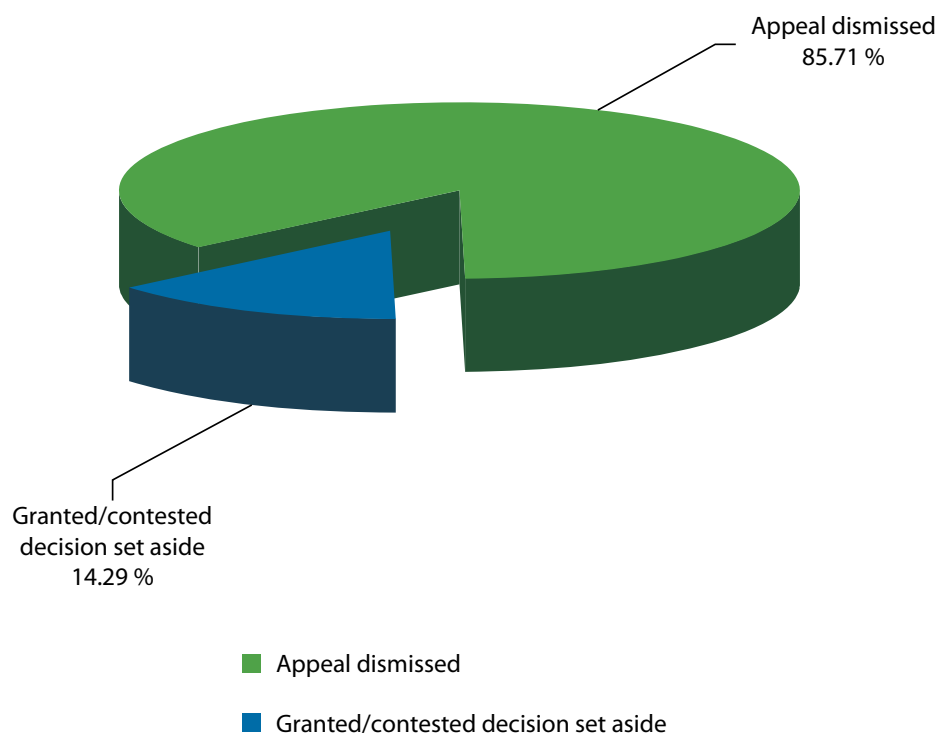
⁽²⁾ Total number of decisions open to challenge — judgments and orders relating to inadmissibility, concerning interim measures, declaring that there was no need to adjudicate or refusing leave to intervene — in respect of which the period for bringing an appeal expired or against which an appeal was brought.

⁽³⁾ In 2007, the percentage of decisions against which appeals were brought was 19 % of the total number of cases completed, not including cases which were discontinued unilaterally by one of the parties. In 2006 that percentage was 21 %.



11. *Miscellaneous* — Results of appeals to the Court of First Instance (2006–07)

Distribution in 2007



	Appeal dismissed	Granted/contested decision set aside	Removal from the register/no need to adjudicate	Total
2006	0	0	0	0
2007	6	1	0	7

