

A – Statistics concerning the judicial activity of the Court of Justice ¹***General activity of the Court***

1. Cases completed, new cases, cases pending (1999-2003)

Cases completed

2. Nature of proceedings (1999-2003)
3. Judgments, orders, opinions (2003)
4. Bench hearing actions (2003)
5. Subject-matter of the action (2003)
6. Proceedings for interim measures: outcome (2003)
7. Judgments concerning failure of a Member State to fulfil its obligations: outcome (2003)
8. Duration of proceedings (1999-2003)

New cases

9. Nature of proceedings (1999-2003)
10. Direct actions – Type of action (2003)
11. Subject-matter of the action (2003)
12. Actions for failure of a Member State to fulfil its obligations (1999-2003)

Cases pending as at 31 December

13. Nature of proceedings (1999-2003)
14. Bench hearing actions (2003)

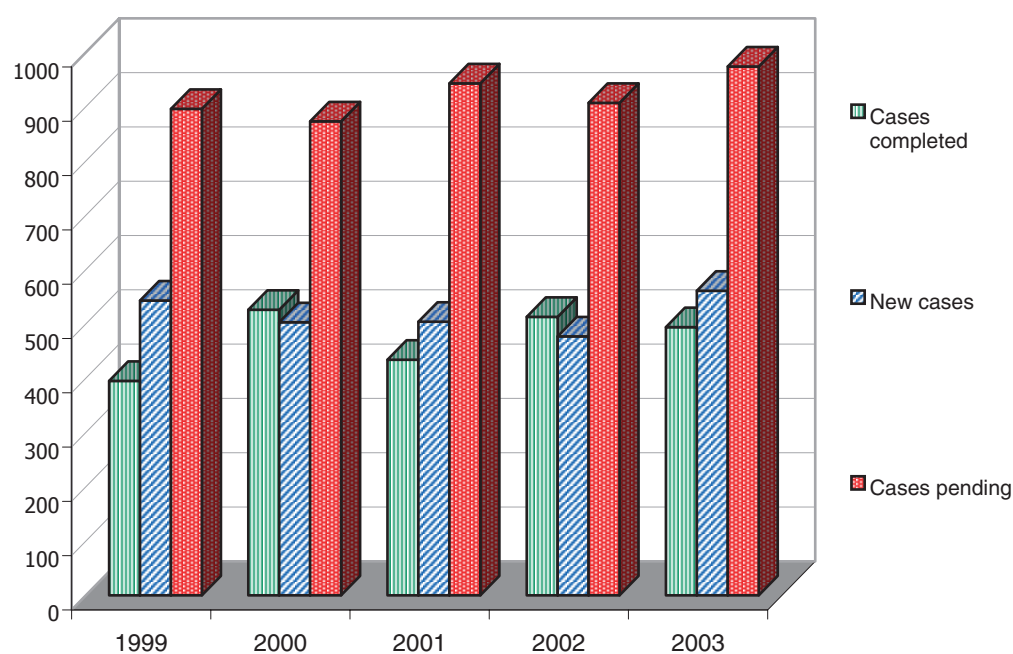
General trend in the work of the Court (1952-2003)

15. New cases and judgments
16. New references for a preliminary ruling (by Member State per year)
17. New references for a preliminary ruling (by Member State and by court or tribunal)
18. New actions for failure of a Member State to fulfil its obligations

¹ The introduction of new software in 2002 has enabled the statistics in the Court's annual reports to be presented with greater clarity. The tables and figures have, in large part, been revised and improved, at the cost of certain adjustments. Consistency with the tables of past years has been preserved where possible.

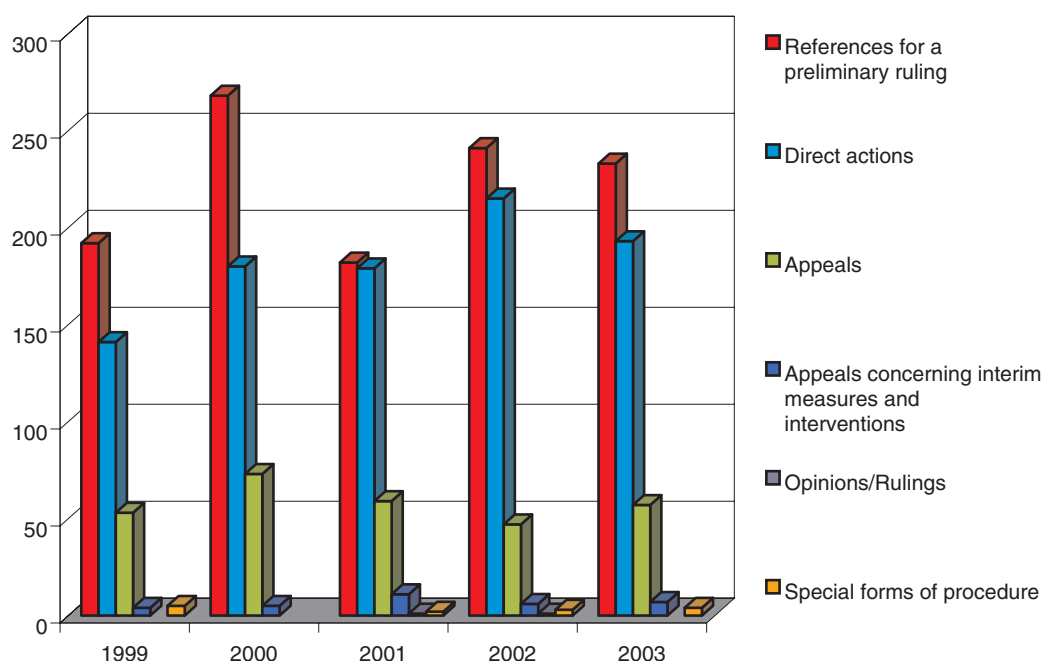
General activity of the Court

1. Cases completed, new cases, cases pending (1999 - 2003) ¹



	1999	2000	2001	2002	2003
Cases completed	395	526	434	513	494
New cases	543	503	504	477	561
Cases pending	896	873	943	907	974

¹ The figures given (gross figures) represent the total number of cases, without account being taken of the joinder of cases on the grounds of similarity (one case number = one case).

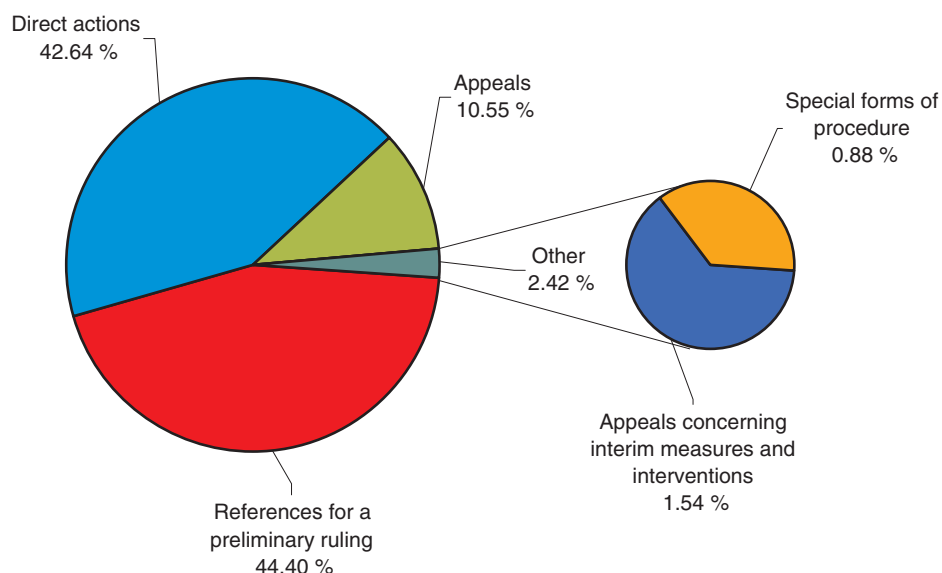
Cases completed**2. Nature of proceedings (1999 - 2003) ^{1 2}**

	1999	2000	2001	2002	2003
References for a preliminary ruling	192	268	182	241	233
Direct actions	141	180	179	215	193
Appeals	53	73	59	47	57
Appeals concerning interim measures and interventions	4	5	11	6	7
Opinions/Rulings			1	1	
Special forms of procedure	5		2	3	4
Total	395	526	434	513	494

¹ The figures given (gross figures) represent the total number of cases, without account being taken of the joinder of cases on the grounds of similarity (one case number = one case).

² The following are considered to be 'special forms of procedure': taxation of costs (Article 74 of the Rules of Procedure); legal aid (Article 76 of the Rules of Procedure); application to set a judgment aside (Article 94 of the Rules of Procedure); third party proceedings (Article 97 of the Rules of Procedure); interpretation of a judgment (Article 102 of the Rules of Procedure); revision of a judgment (Article 98 of the Rules of Procedure); rectification of a judgment (Article 66 of the Rules of Procedure); attachment procedure (Protocol on Privileges and Immunities); cases concerning immunity (Protocol on Privileges and Immunities).

3. Judgments, orders, opinions (2003) ¹



	Judgments	Non-interlocutory orders ²	Interlocutory orders ³	Other orders ⁴	Opinions	Total
References for a preliminary ruling	158	14		30		202
Direct actions	118	1	3	72		194
Appeals	31	11	3	3		48
Appeals concerning interim measures and interventions			6	1		7
Opinions/Rulings						
Special forms of procedure	1	3				4
Total	308	29	12	106	0	455

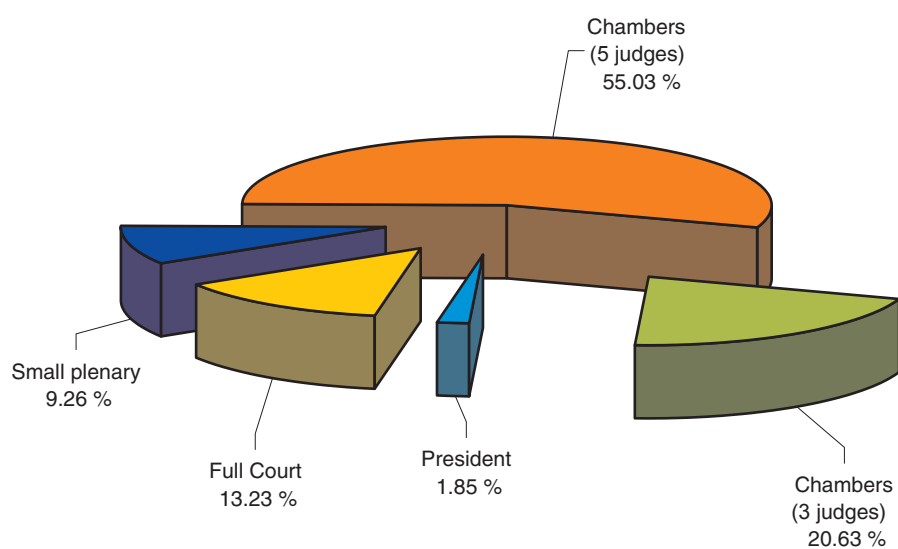
¹ The figures given (net figures) represent the number of cases, after joinder on the grounds of similarity (a set of joined cases = one case).

² Orders terminating proceedings by judicial determination (inadmissibility, manifest inadmissibility and so forth).

³ Orders made following an application on the basis of Article 185 or 186 of the EC Treaty (now Articles 242 EC and 243 EC), Article 187 of the EC Treaty (now Article 244 EC) or the corresponding provisions of the EAEC and ECSC Treaties, or following an appeal against an order concerning interim measures or intervention.

⁴ Orders terminating the case by removal from the register, declaration that there is no need to give a decision or referral to the Court of First Instance.

4. Completed cases — Bench hearing actions (2003) ¹



	Judgments/ Opinions	Orders ²	Total
Full Court	48	2	50
Small plenary	35		35
Chambers (5 judges)	200	8	208
Chambers (3 judges)	51	27	78
President		7	7
Total	334	44	378

¹ The figures given (gross figures) represent the total number of cases, without account being taken of the joinder of cases on the grounds of similarity (one case number = one case).

² Orders terminating proceedings by judicial determination (other than those removing a case from the register, declaring that there is no need to give a decision or referring a case to the Court of First Instance).

5. Completed cases - Subject-matter of the action (2003) ¹

	Judgments/ Opinions	Orders ²	Total
Accession of new States	2		2
Agriculture	34	3	37
Approximation of laws	33	1	34
Brussels Convention	4		4
Commercial policy	4		4
Community own resources	1		1
Company law	15	2	17
Competition	11	2	13
Customs union	7	1	8
Environment and consumers	42	6	48
European citizenship	1		1
External relations	5	3	8
Fisheries policy		2	2
Free movement of capital	3		3
Free movement of goods	19		19
Freedom of establishment	9	4	13
Freedom of movement for persons	11		11
Freedom to provide services	15		15
Industrial policy	4		4
Intellectual property	4		4
Justice and home affairs	2	1	3
Law governing the institutions	9	3	12
Principles of Community law	7	1	8
Privileges and immunities	1		1
Social policy	20		20
Social security for migrant workers	5		5
State aid	14	7	21
Taxation	25	1	26
Transport	6		6
EC Treaty	313	37	350
CS Treaty	14	1	15
EA Treaty	2		2
Privileges and immunities		1	1
Procedure	1	2	3
Staff Regulations	4	3	7
Others	5	6	11
OVERALL TOTAL	334	44	378

¹ The figures given (gross figures) represent the total number of cases, without account being taken of the joinder of cases on the grounds of similarity (one case number = one case).

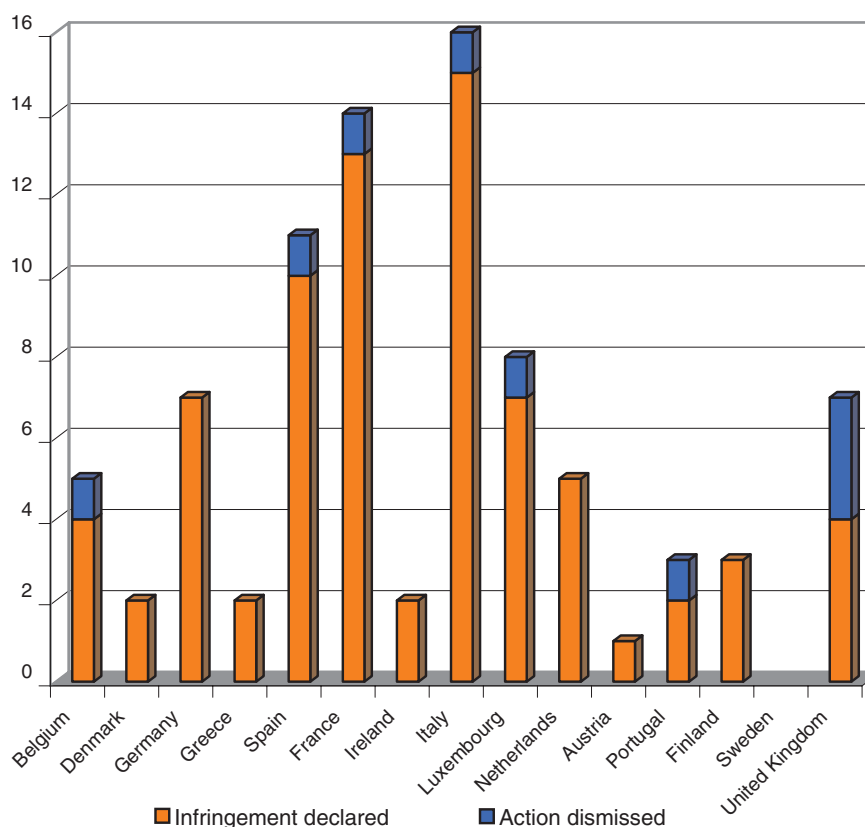
² Orders terminating proceedings by judicial determination (other than those removing a case from the register, declaring that there is no need to give a decision or referring a case to the Court of First Instance).

6. Proceedings for interim measures: outcome (2003) ¹

	Number of applications for interim measures	Number of appeals concerning interim measures and interventions	Outcome	
			Dismissed/ Contested decision upheld	Granted/Contested decision set aside
Accession of new States	1		1	
State aid	1			1
Competition		1	1	
Law governing the institutions	1	1	2	
Environment and consumers	2	1	2	1
External relations		2	2	
Transport	1			1
Total EC Treaty	6	5	8	3
Others		2	2	
OVERALL TOTAL	6	7	10	3

¹ The figures given (net figures) represent the number of cases after joinder on the grounds of similarity (a set of joined cases = one case).

7. Completed cases — Judgments concerning failure of a Member State to fulfil its obligations: outcome (2003) ¹

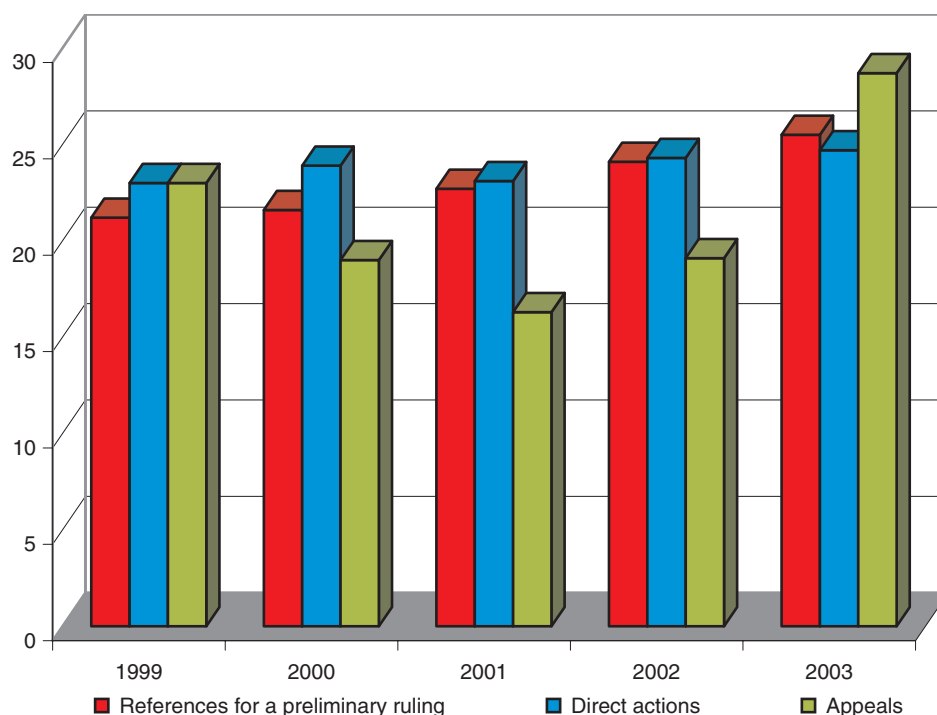


	Infringement declared	Action dismissed	Total
Belgium	4	1	5
Denmark	2		2
Germany	7		7
Greece	2		2
Spain	10	1	11
France	13	1	14
Ireland	2		2
Italy	15	1	16
Luxembourg	7	1	8
Netherlands	5		5
Austria	1		1
Portugal	2	1	3
Finland	3		3
Sweden			
United Kingdom	4	3	7
Total	77	9	86

¹ The figures given (net figures) represent the number of cases after joinder on the grounds of similarity (a set of joined cases = one case).

8. Completed cases - Duration of proceedings (1999 - 2003) ¹

(Decisions by way of judgments and orders) ²

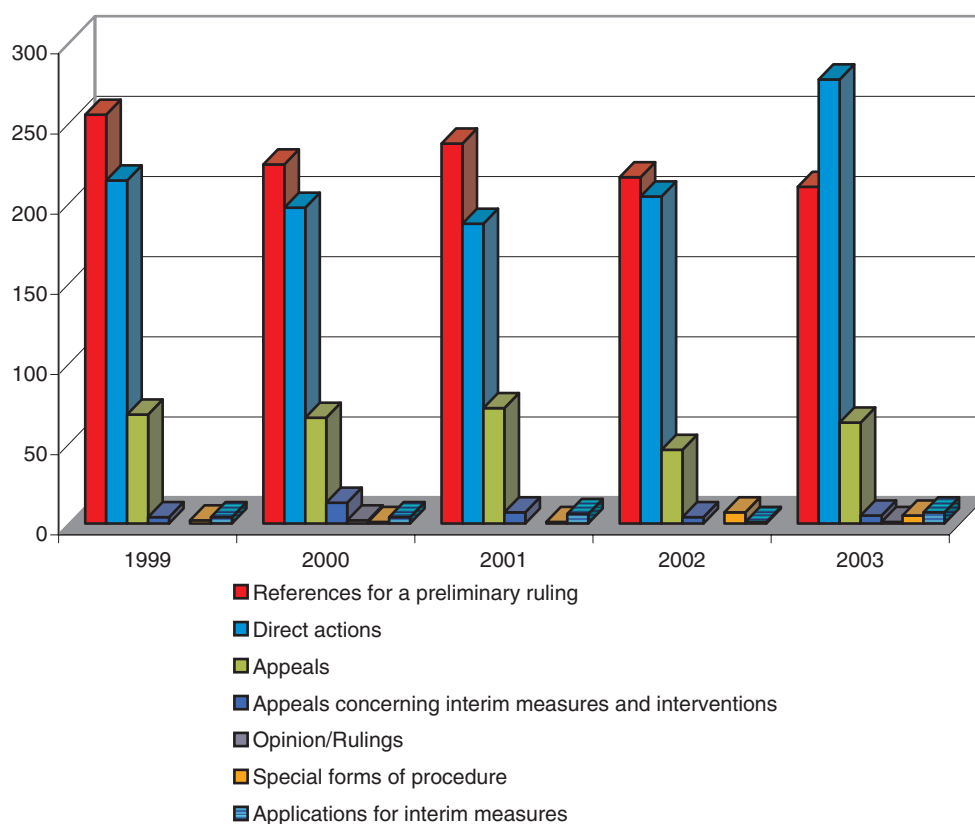


	1999	2000	2001	2002	2003
References for a preliminary ruling	21.2	21.6	22.7	24.1	25.5
Direct actions	23	23.9	23.1	24.3	24.7
Appeals	23	19	16.3	19.1	28.7

¹ The following types of cases are excluded from the calculation of the duration of proceedings: cases involving an interlocutory judgment or a measure of inquiry; opinions and rulings on agreements; special forms of procedure (namely taxation of costs, legal aid, application to set a judgment aside, third party proceedings, interpretation of a judgment, revision of a judgment, rectification of a judgment, attachment procedure, cases concerning immunity); cases terminated by an order removing the case from the register, declaring that there is no need to give a decision or referring or transferring the case to the Court of First Instance; proceedings for interim measures and appeals concerning interim measures and interventions.

The duration of proceedings is expressed in months and tenths of months.

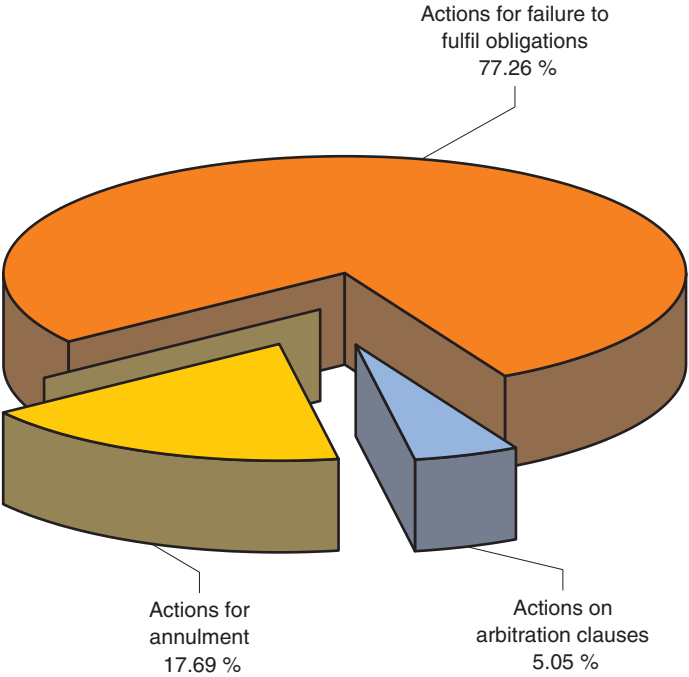
² Other than orders terminating a case by removal from the register, declaration that there is no need to give a decision or referral to the Court of First Instance.

New cases**9. Nature of proceedings (1999 - 2003) ¹**

	1999	2000	2001	2002	2003
References for a preliminary ruling	255	224	237	216	210
Direct actions	214	197	187	204	277
Appeals	68	66	72	46	63
Appeals concerning interim measures and interventions	4	13	7	4	5
Opinion/Rulings		2			1
Special forms of procedure	2	1	1	7	5
Total	543	503	504	477	561
Applications for interim measures	4	4	6	1	7

¹ The figures given (gross figures) represent the total number of cases, without account being taken of the joinder of cases on the grounds of similarity (one case number = one case).

10. New cases - Direct actions - Type of action (2003) ¹



Actions for annulment	49
Actions for failure to act	
Actions for damages	
Actions for failure to fulfil obligations	214
Actions on arbitration clauses	14
Total	277

¹ The figures given (gross figures) represent the total number of cases, without account being taken of the joinder of cases on the grounds of similarity (one case number = one case).

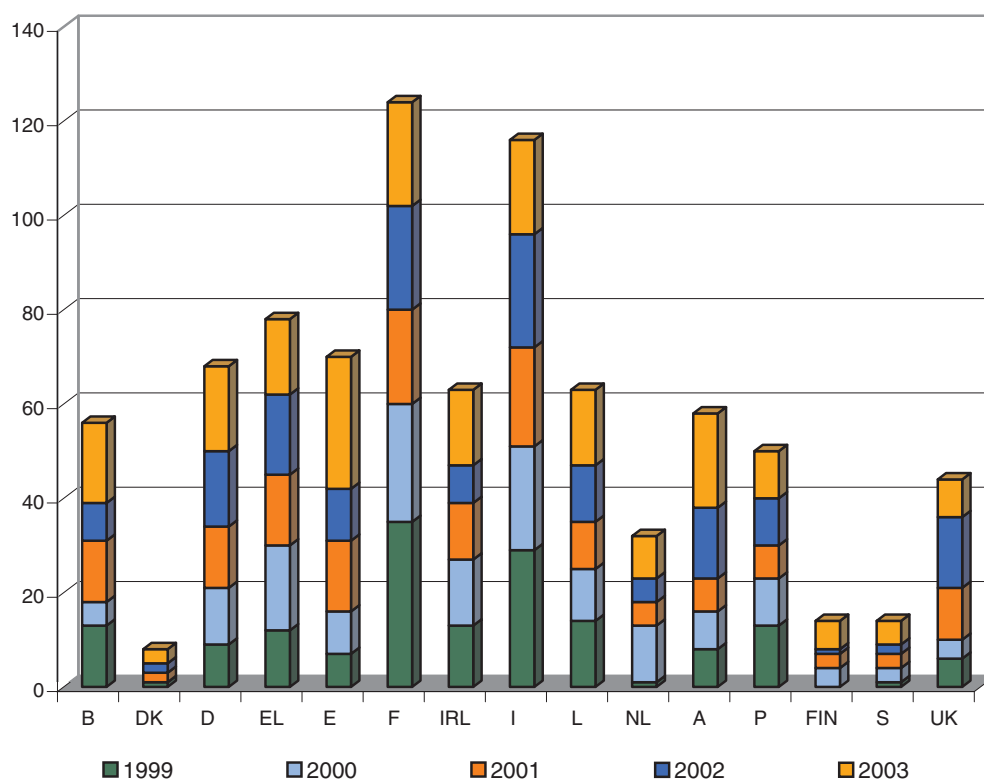
11. New cases ¹ – Subject-matter of the action (2003) ²

	Direct actions	References for a preliminary ruling	Appeals	Appeals on interim relief + interventions	Total	Special forms of procedure
Accession of new States	1				1	
Agriculture	19	22	4		45	
Approximation of laws	22	28			50	
Association of the Overseas Countries and Territories			3		3	
Brussels Convention		6			6	
Commercial policy		1			1	
Commun Customs Tariff		4			4	
Community own resources	2				2	
Company law	10	19	1		30	
Competiton	6	6	8	1	21	
Customs union	1	7	1		9	
Economic and monetary policy		1			1	
Energy	1	3			4	
Environment and consumers	54	11	3	1	69	
European citizenship		1			1	
External relations		7	4	2	13	1
Fisheries policy	12	1	2		15	
Free movement of capital	1	4			5	
Free movement of goods	9	7			16	
Freedom of establishment	4	8			12	
Freedom of movement for persons	10	12	1		23	
Freedom to provide services	7	6	2		15	
Industrial policy	15	1			16	
Intellectual property	2		7		9	
Justice and home affairs	1	2	2		5	
Law governing the institutions	21	1	4	1	27	
Principles of Community law		2			2	
Regional policy	7				7	
Research, information, education and statistics	1				1	
Social policy	20	12			32	
Social security for migrant workers	1	6			7	
State aid	14	4	12		30	
Taxation	9	24			33	
Transport	22	1			23	
EC Treaty	272	207	54	5	538	1
EU Treaty	1	3			4	
EA Treaty	3				3	
Privileges and immunities						1
Procedure						4
Staff Regulations	1		9		10	
Others	1		9		10	5
OVERALL TOTAL	277	210	63	5	555	6

¹ Taking no account of applications for interim measures.

² The figures given (gross figures) represent the total number of cases, without account being taken of the joinder of cases on the grounds of similarity (one case number = one case).

12. New cases - Actions for failure of a Member State to fulfil its obligations (1999 - 2003) ¹

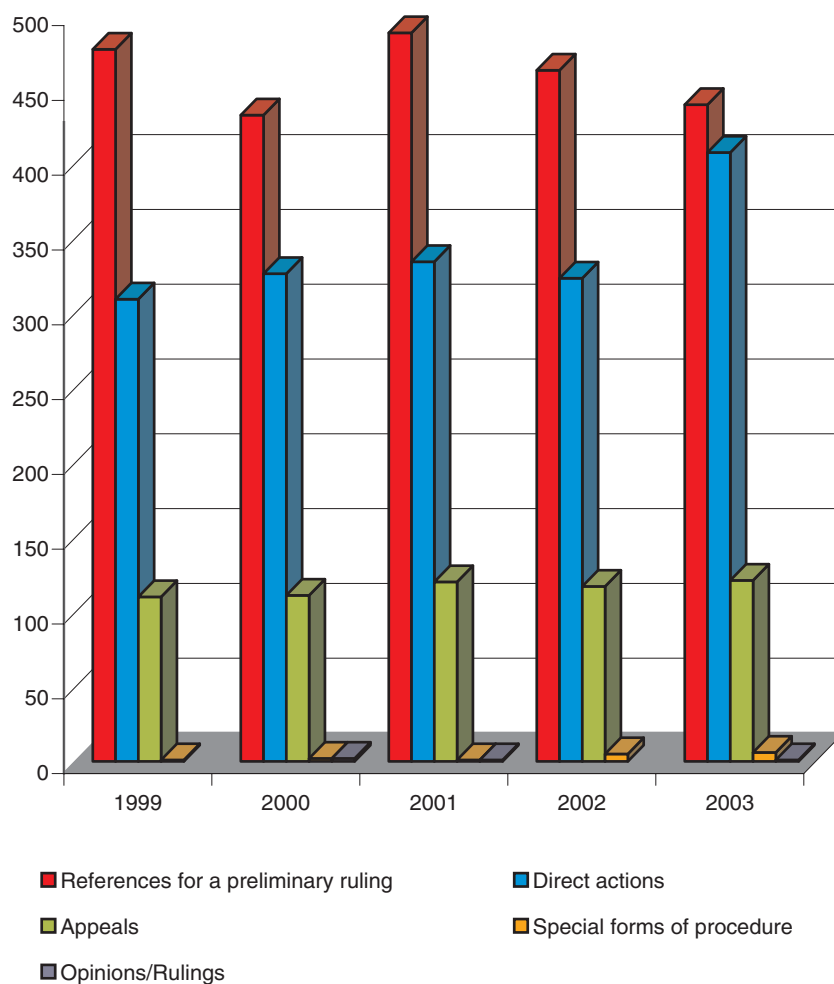


	B	DK	D	EL	E	F	IRL	I	L	NL	A	P	FIN	S	UK	TOTAL ²
1999	13	1	9	12	7	35	13	29	14	1	8	13		1	6	162
2000	5		12	18	9	25	14	22	11	12	8	10	4	3	4	157
2001	13	2	13	15	15	20	12	21	10	5	7	7	3	3	11	157
2002	8	2	16	17	11	22	8	24	12	5	15	10	1	2	15	168
2003	17	3	18	16	28	22	16	20	16	9	20	10	6	5	8	214

¹ The figures given (gross figures) represent the total number of cases, without account being taken of the joinder of cases on the grounds of similarity (one case number = one case).

The actions covered are actions under Articles 93, 169, 170, 171 and 225 of the EC Treaty (now Articles 88 EC, 226 EC, 227 EC, 228 EC and 298 EC), Articles 141 EA, 142 EA and 143 EA and Article 88 CS.

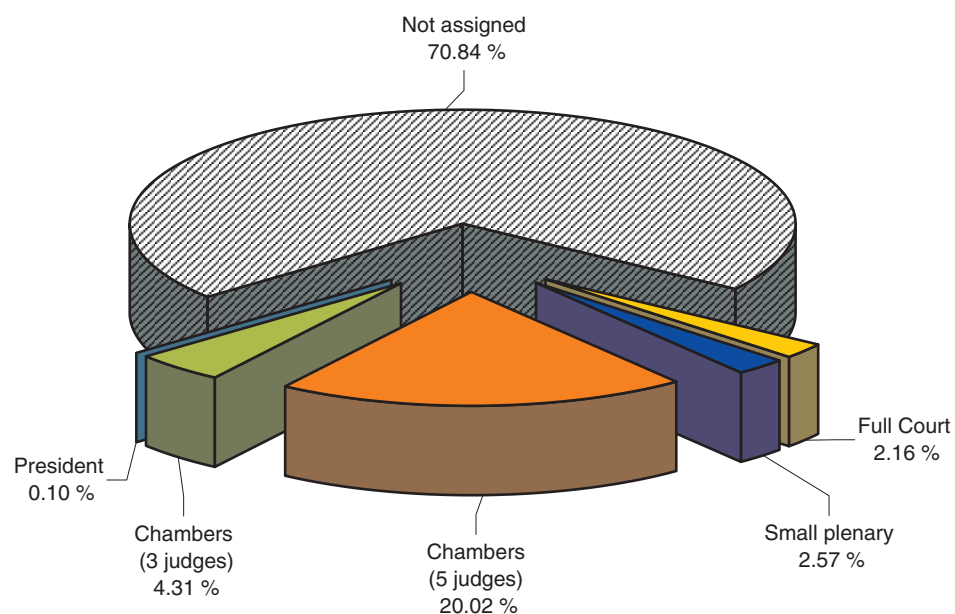
² No action was brought in these years under Article 170 of the EC Treaty (now Article 227 EC).

*Cases pending as at 31 December¹***13. Nature of proceedings (1999 - 2003)**

	1999	2000	2001	2002	2003
References for a preliminary ruling	476	432	487	462	439
Direct actions	309	326	334	323	407
Appeals	110	111	120	117	121
Special forms of procedure	1	2	1	5	6
Opinions/Rulings		2	1		1
Total	896	873	943	907	974

¹ The figures given (gross figures) represent the total number of cases, without account being taken of the joinder of cases on the grounds of similarity (one case number = one case).

14. Cases pending as at 31 December – Bench hearing actions (2003) ¹



	Direct actions	References for a preliminary ruling	Appeals	Other proceedings	Total
Not assigned	338	276	74	2	690
Full Court	5	12	4		21
Small plenary	3	19	3		25
Chambers (5 judges)	47	110	37	1	195
Chambers (3 judges)	14	22	3	3	42
President				1	1
Total	407	439	121	7	974

¹ The figures given (gross figures) represent the total number of cases, without account being taken of the joinder of cases on the grounds of similarity (one case number = one case).

*General trend in the work of the Court (1952 – 2003)***15. New cases and judgments**

Year	New cases ¹					Applications for interim measures	Judgments ²
	Direct actions ³	References for a preliminary ruling	Appeals	Appeals concerning interim measures and interventions	Total		
1953	4				4		
1954	10				10		2
1955	9				9	2	4
1956	11				11	2	6
1957	19				19	2	4
1958	43				43		10
1959	47				47	5	13
1960	23				23	2	18
1961	25	1			26	1	11
1962	30	5			35	2	20
1963	99	6			105	7	17
1964	49	6			55	4	31
1965	55	7			62	4	52
1966	30	1			31	2	24
1967	14	23			37		24
1968	24	9			33	1	27
1969	60	17			77	2	30
1970	47	32			79		64
1971	59	37			96	1	60
1972	42	40			82	2	61
1973	131	61			192	6	80
1974	63	39			102	8	63
1975	61	69			130	5	78
1976	51	75			126	6	88
1977	74	84			158	6	100
1978	145	123			268	7	97
1979	1216	106			1322	6	138
1980	180	99			279	14	132
1981	214	108			322	17	128
1982	216	129			345	16	185
1983	199	98			297	11	151
1984	183	129			312	17	165
1985	294	139			433	22	211
1986	238	91			329	23	174
1987	251	144			395	21	208
1988	194	179			373	17	238
1989	246	139			385	20	188
1990 ⁴	222	141	15	1	379	12	193
1991	142	186	13	1	342	9	204
1992	253	162	24	1	440	4	210
1993	265	204	17		486	13	203
1994	128	203	12	1	344	4	188
1995	109	251	46	2	408	3	172
1996	132	256	25	3	416	4	193
1997	169	239	30	5	443	1	242
1998	147	264	66	4	481	2	254
1999	214	255	68	4	541	4	235
2000	199	224	66	13	502	4	273
2001	187	237	72	7	503	5	244
2002	204	216	46	4	470	1	269
2003	278	210	63	5	556	7	308
Total	7305	5044	563	51	12963	334	6090

¹ Gross figures; special forms of procedure are not included.² Net figures.³ Including opinions of the Court.⁴ Since 1990 staff cases have been brought before the Court of First Instance.

16. General trend in the work of the Court (1952 - 2003)**New references for a preliminary ruling (by Member State per year) ¹**

	B	DK	D	EL	E	F	IRL	I	L	NL	A	P	FIN	S	UK	Benelux ²	Total
1961										1							1
1962										5							5
1963									1	5							6
1964								2		4							6
1965			4			2				1							7
1966										1							1
1967	5		11			3			1	3							23
1968	1		4			1		1		2							9
1969	4		11			1			1								17
1970	4		21			2		2		3							32
1971	1		18			6		5	1	6							37
1972	5		20			1		4		10							40
1973	8		37			4		5	1	6							61
1974	5		15			6		5		7					1		39
1975	7	1	26			15		14	1	4					1		69
1976	11		28			8	1	12		14					1		75
1977	16	1	30			14	2	7		9					5		84
1978	7	3	46			12	1	11		38					5		123
1979	13	1	33			18	2	19	1	11					8		106
1980	14	2	24			14	3	19		17					6		99
1981	12	1	41			17		11	4	17					5		108
1982	10	1	36			39		18		21					4		129
1983	9	4	36			15	2	7		19					6		98
1984	13	2	38			34	1	10		22					9		129
1985	13		40			45	2	11	6	14					8		139
1986	13	4	18	2	1	19	4	5	1	16					8		91
1987	15	5	32	17	1	36	2	5	3	19					9		144
1988	30	4	34		1	38		28	2	26					16		179
1989	13	2	47	2	2	28	1	10	1	18		1			14		139
1990	17	5	34	2	6	21	4	25	4	9	2				12		141
1991	19	2	54	3	5	29	2	36	2	17	3				14		186
1992	16	3	62	1	5	15		22	1	18	1				18		162
1993	22	7	57	5	7	22	1	24	1	43	3				12		204
1994	19	4	44		13	36	2	46	1	13	1				24		203
1995	14	8	51	10	10	43	3	58	2	19	2	5		6	20		251
1996	30	4	66	4	6	24		70	2	10	6	6	3	4	21		256
1997	19	7	46	2	9	10	1	50	3	24	35	2	6	7	18		239
1998	12	7	49	5	55	16	3	39	2	21	16	7	2	6	24		264
1999	13	3	49	3	4	17	2	43	4	23	56	7	4	5	22		255
2000	15	3	47	3	5	12	2	50		12	31	8	5	4	26	1	224
2001	10	5	53	4	4	15	1	40	2	14	57	4	3	4	21		237
2002	18	8	59	7	3	8		37	4	12	31	3	7	5	14		216
2003	18	3	43	4	8	9	2	45	4	28	15	1	4	4	22		210
Total	471	100	1364	74	145	655	44	796	56	582	249	54	34	45	374	1	5044

¹ Article 177 of the EC Treaty (now Article 234 EC), Article 35(1) EU, Article 41 CS, Article 150 EA, 1971 Protocol.

² Case C-265/00 *Campina Melkunie*.

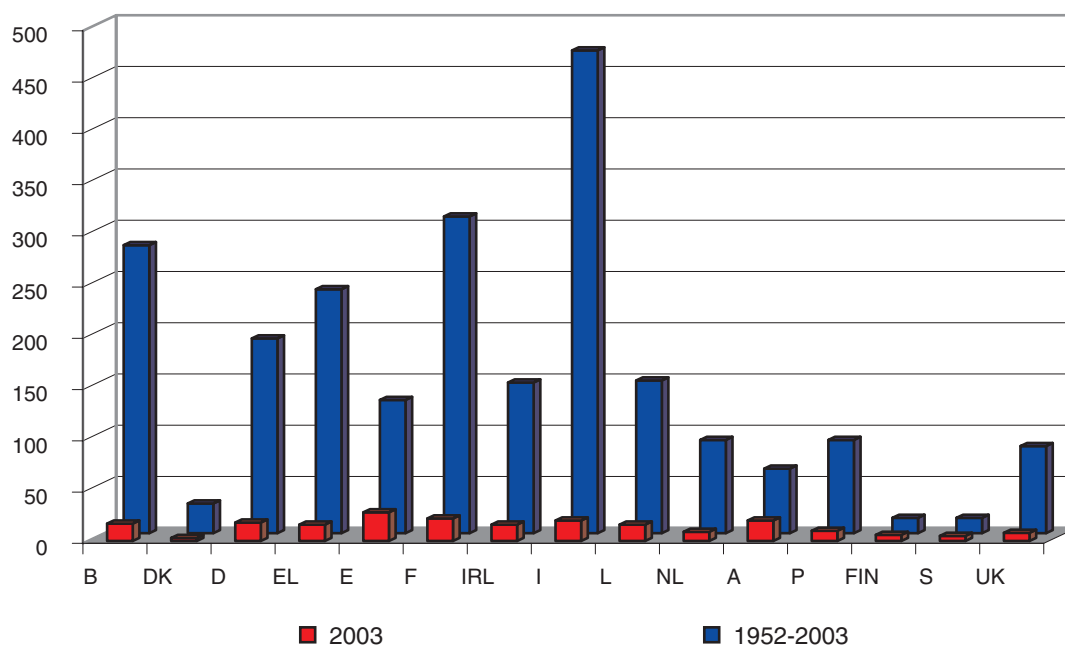
17. General trend in the work of the Court (1952 – 2003)**New references for a preliminary ruling (by Member State and by court or tribunal)**

			Total
Belgium	Cour de cassation	56	
	Cour d'arbitrage	2	
	Conseil d'État	32	
	Other courts or tribunals	381	471
Denmark	Højesteret	19	
	Other courts or tribunals	81	100
Germany	Bundesgerichtshof	87	
	Bundesarbeitsgericht	16	
	Bundesverwaltungsgericht	58	
	Bundesfinanzhof	206	
	Bundessozialgericht	69	
	Staatsgerichtshof	1	
	Other courts or tribunals	927	1364
Greece	Arios Pagos	4	
	Simvoulío tis Epikratias	9	
	Other courts or tribunals	61	74
Spain	Tribunal Supremo	10	
	Audiencia Nacional	1	
	Juzgado Central de lo Penal	7	
	Other courts or tribunals	127	145
France	Cour de cassation	66	
	Conseil d'État	26	
	Other courts or tribunals	563	655
Ireland	Supreme Court	13	
	High Court	15	
	Other courts or tribunals	16	44
Italy	Corte suprema di Cassazione	77	
	Consiglio di Stato	43	
	Other courts or tribunals	676	796
Luxembourg	Cour supérieure de justice	10	
	Conseil d'État	13	
	Cour administrative	4	
	Other courts or tribunals	29	56
Netherlands	Raad van State	43	
	Hoge Raad der Nederlanden	123	
	Centrale Raad van Beroep	42	
	College van Beroep voor het Bedrijfsleven	111	
	Tariefcommissie	34	
	Other courts or tribunals	229	582
Austria	Verfassungsgerichtshof	4	
	Oberster Gerichtshof	51	
	Bundesvergabeamt	22	
	Verwaltungsgerichtshof	39	
	Vergabekontrollsenat	3	
	Other courts or tribunals	130	249
Portugal	Supremo Tribunal Administrativo	30	
	Other courts or tribunals	24	54
Finland	Korkein hallinto-oikeus	10	
	Korkein oikeus	5	
	Other courts or tribunals	19	34
Sweden	Högsta Domstolen	4	
	Marknadsdomstolen	3	
	Regeringsrätten	13	
	Other courts or tribunals	25	45
United Kingdom	House of Lords	31	
	Court of Appeal	27	
	Other courts or tribunals	316	374
Benelux	Cour de justice/Gerechtshof (1)	1	1
Total			5044

¹ Case C-265/00 *Campina Melkunie*.

18. General trend in the work of the Court (1952-2003)

New actions for failure of a Member State to fulfil its obligations ¹



	B	DK	D	EL	E	F	IRL	I	L	NL	A	P	FIN	S	UK	Total
2003	17	3	18	16	28	22	16	20	16	9	20	10	6	5	8	214
1952-2003	281	29	190	238	130	309	147	471	149	91	63	91	15	15	85	2304

The cases brought against Spain include an action under Article 170 of the EC Treaty (now Article 227 EC), brought by Belgium.

The cases brought against France include an action under Article 170 of the EC Treaty (now Article 227 EC), brought by Ireland.

The cases brought against the United Kingdom include two actions under Article 170 of the EC Treaty (now Article 227 EC), brought by France and Spain respectively.

¹ The actions covered are actions under Articles 93, 169, 170, 171 and 225 of the EC Treaty (now Articles 88 EC, 226 EC, 227 EC, 228 EC and 298 EC), Articles 141 EA, 142 EA and 143 EA and Article 88 CS.