

C — Statistics concerning the judicial activity of the Civil Service Tribunal

General activity of the Civil Service Tribunal

1. New cases, completed cases, cases pending (2005–08)

New cases

2. Percentage of the number of cases per principal defendant institution (2006–08)
3. Language of the case (2006–08)

Completed cases

4. Judgments and orders — Bench hearing action (2008)
5. Outcome (2008)
6. Interim measures adopted — Outcome (2006–08)
7. Duration of proceedings in months (2008)

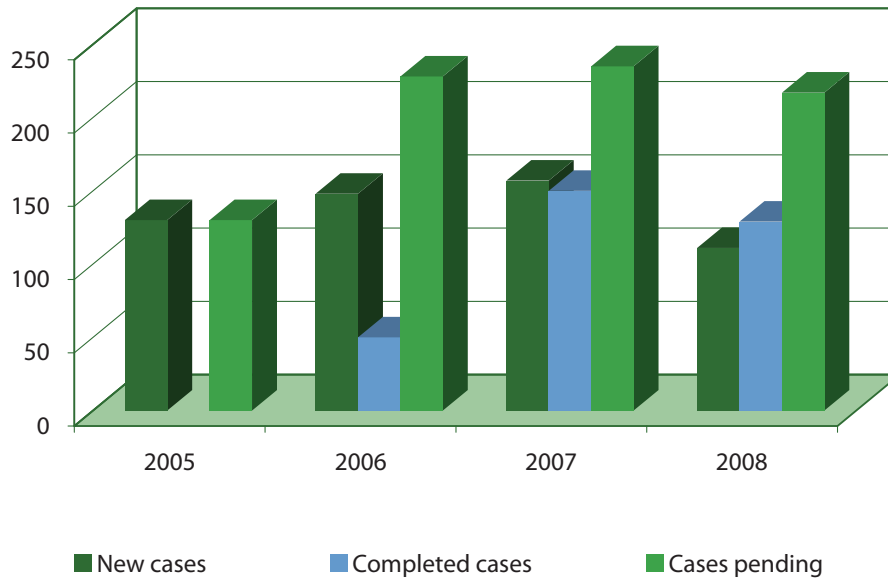
Cases pending as at 31 December

8. Bench hearing action (2006–08)
9. Number of applicants (2008)

Miscellaneous

10. Decisions of the Tribunal on appeal to the Court of First Instance (2006–08)
11. Results of appeals to the Court of First Instance (2006–08)

1. *General activity of the Civil Service Tribunal — New cases, completed cases, cases pending (2005–08)*



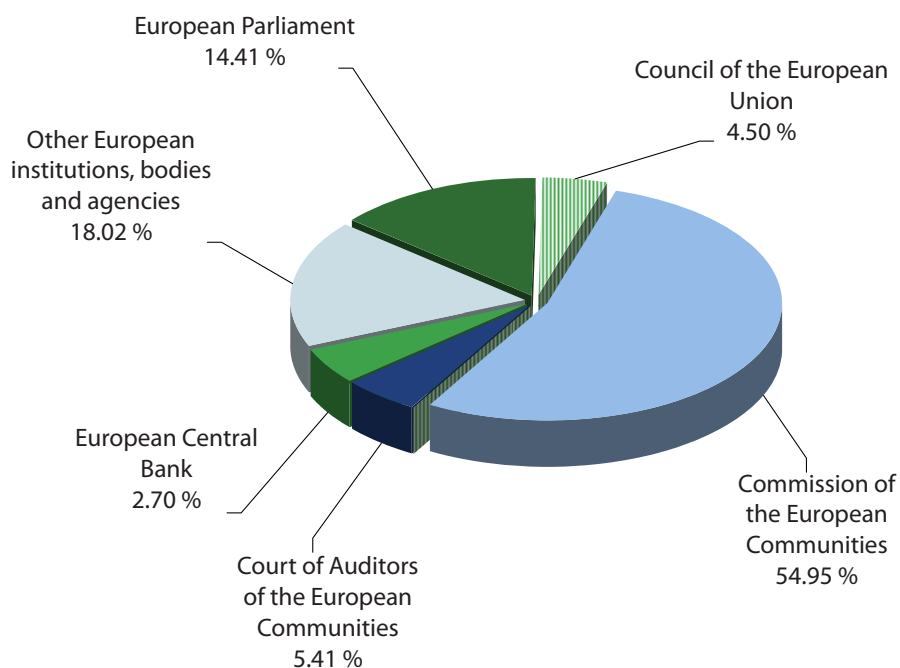
	2005	2006	2007	2008
New cases	130	148	157	111
Completed cases	—	50	150	129
Cases pending	130	228	235	217 ⁽¹⁾

The figures given (gross figures) represent the total number of cases, without account being taken of the joinder of cases on the grounds of similarity (one case number = one case).

⁽¹⁾ Including nine cases in which proceedings were stayed.

2. *New cases — Percentage of the number of cases per principal defendant institution (2006–08)*

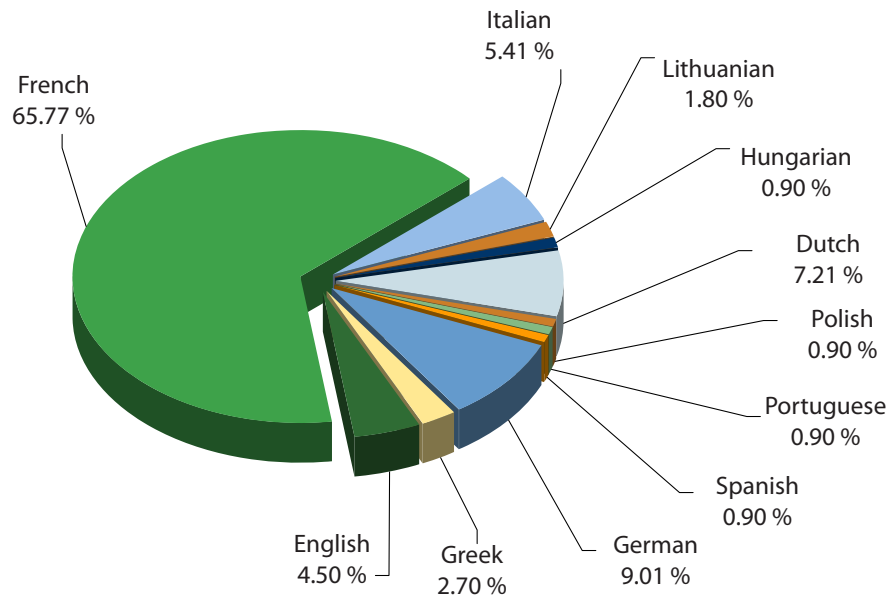
Percentage of number of new cases (2008)



	2006	2007	2008
European Parliament	7.14 %	13.38 %	14.41 %
Council of the European Union	6.07 %	3.82 %	4.50 %
Commission of the European Communities	75.00 %	50.96 %	54.95 %
Court of Justice	3.57 %	3.82 %	—
Court of Auditors of the European Communities	1.79 %	1.91 %	5.41 %
European Central Bank	1.07 %	1.27 %	2.70 %
Other European institutions, bodies and agencies	5.36 %	24.84 %	18.02 %
Total	100 %	100 %	100 %

3. New cases — Language of the case (2006–08)

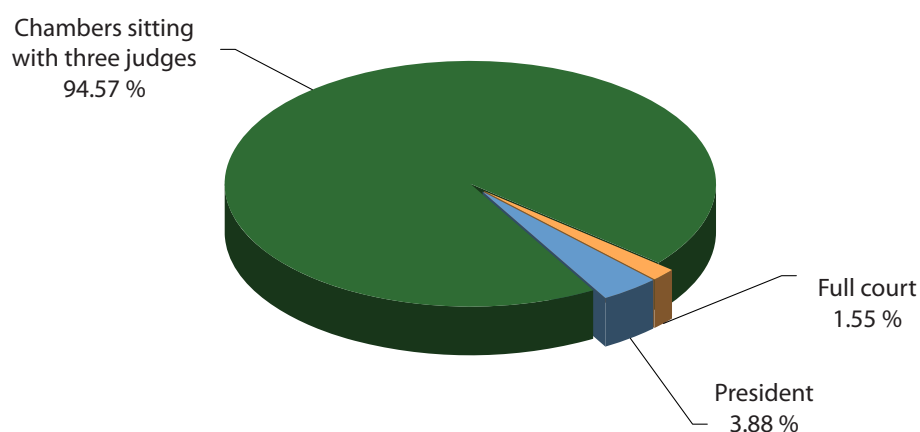
Distribution in 2008



Language of the case	2006	2007	2008
Bulgarian	—	2	—
Spanish	1	2	1
German	2	17	10
Greek	3	2	3
English	8	8	5
French	113	102	73
Italian	10	17	6
Lithuanian	—	2	2
Hungarian	2	1	1
Dutch	7	3	8
Polish	—	—	1
Portuguese	—	—	1
Romanian	—	1	—
Slovene	1	—	—
Finnish	1	—	—
Total	148	157	111

The language of the case corresponds to the language in which the proceedings were brought and not to the applicant's mother tongue or nationality.

4. *Completed cases — Judgments and orders — Bench hearing action (2008)*



	Judgments	Orders terminating proceedings ⁽¹⁾	Cases brought to a close in other ways	Total
Full court	2	—	—	2
President	—	5	—	5
Chambers sitting with three judges	66	55	1	122
Single judge	—	—	—	—
Total	68	60	1	129

(¹) Including seven cases brought to a close by amicable settlement.

5. Completed cases — Outcome (2008)

	Judgments			Orders					Cases brought to a close in other ways	Total
	Actions upheld in full	Actions upheld in part	Actions dismissed in full	Actions/ applications [manifestly] inadmissible or unfounded	Amicable settlements following intervention by the Tribunal	Removal from the register on other grounds, no need to adjudicate or referral back	Applications upheld (special forms of procedure)			
Assignment/reassignment to a post	—	—	2	2	—	1	—	—	5	
Competitions	1	2	4	2	—	—	—	—	9	
Working conditions/leave	—	2	2	1	1	—	—	—	6	
Appraisal/promotion	7	8	12	4	2	5	—	1	39	
Pensions and invalidity allowances	—	—	2	3	—	6	—	—	11	
Disciplinary proceedings	—	—	1	2	—	—	—	—	3	
Recruitment/appointment/ classification in grade	1	6	4	5	—	2	—	—	18	
Remuneration and allowances	—	—	8	2	4	3	—	—	17	
Termination of an agent's contract	—	—	3	1	—	1	—	—	5	
Social security/occupational disease/accidents	1	1	1	1	—	2	—	—	6	
Other	—	—	—	8	—	1	1	—	10	
Total	10	19	39	31	7	21	1	1	129	

6. *Completed cases — Interim measures adopted — Outcome (2006–08)*

Number of applications for interim measures granted		Outcome	
		Granted in full or in part	Dismissal
2006	2	–	2
2007	4	–	4
2008	4	–	4
Total	10	–	10

7. *Completed cases — Duration of proceedings in months (2008)*

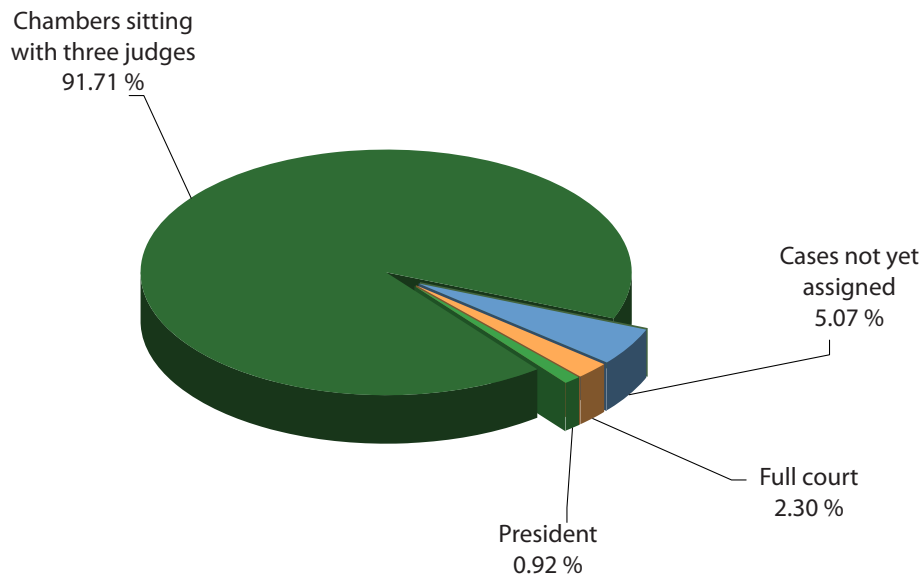
Judgments		Average duration	Overall average
New cases before the Civil Service Tribunal	56	16.9	19.7
Cases initially brought before the Court of First Instance ⁽¹⁾	12	32.6	
Total	68		
Orders			
New cases before the Civil Service Tribunal	55	11.3	14.0
Cases initially brought before the Court of First Instance ⁽¹⁾	6	38.3	
Total	61		
OVERALL TOTAL	129		17.0

The durations are expressed in months and tenths of months.

⁽¹⁾ When the Civil Service Tribunal commenced work, the Court of First Instance transferred 118 cases to it.

8. *Cases pending as at 31 December — Bench hearing action (2006–08)*

Distribution in 2008



	2006	2007	2008
Full court	6	3	5
President	4	2	2
Chambers sitting with three judges	207	205	199
Single judge	—	—	—
Cases not yet assigned	11	25	11
Total	228	235	217

9. Cases pending as at 31 December — Number of applicants (2008)

The 10 pending cases with the greatest number of applicants in a single case

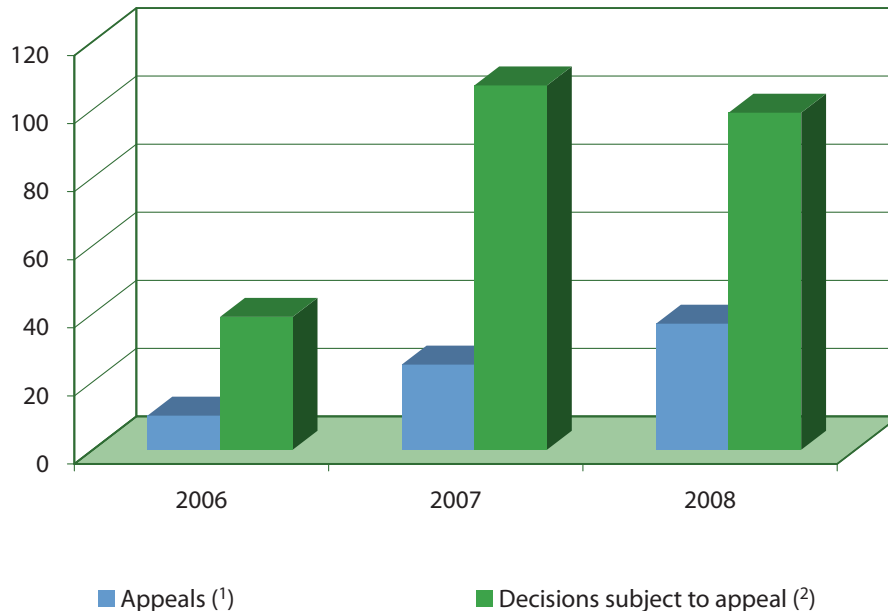
Number of applicants per case	Fields
181	Staff Regulations — Recruitment — Members of the contract staff — Duration of contracts, renewal and/or extension for a definite or indefinite period
143	Staff Regulations — Appointments — Candidates placed on a reserve list before the new Staff Regulations entered into force
108	EIB — Pension — Annual adjustment
80	Staff Regulations — Members of the auxiliary session staff of the Parliament — Interim workers — Reclassification as members of the contract staff with contracts of indefinite duration
76	Staff Regulations — Appointments — Reclassification of contracts of fixed duration as a single contract of indefinite duration
59	Staff Regulations — Promotion — Promotion year 2005 — Additional grades provided for by the new Staff Regulations
47	Staff Regulations — Members of the contract staff — Recruitment — Selection procedure CAST27/RELEX — Non-inclusion on the reserve list
29	Staff Regulations — Contract staff — Review of classification and remuneration
27	Staff Regulations — Staff of the crèche and childcare services — Remuneration
21	Staff Regulations — Remuneration — Allowance for shiftwork — Allowance for workers regularly required to remain on standby duty — Articles 56a and 56b of the Staff Regulations

The term 'Staff Regulations' below means the Staff Regulations of Officials of the European Communities and the Conditions of Employment of Other Servants of the European Communities.

Total number of applicants for all pending cases

	Total applicants	Total pending cases
2006	1 652	228
2007	1 267	235
2008	1 161	217

10. *Miscellaneous* — Decisions of the Tribunal on appeal to the Court of First Instance (2006–08)



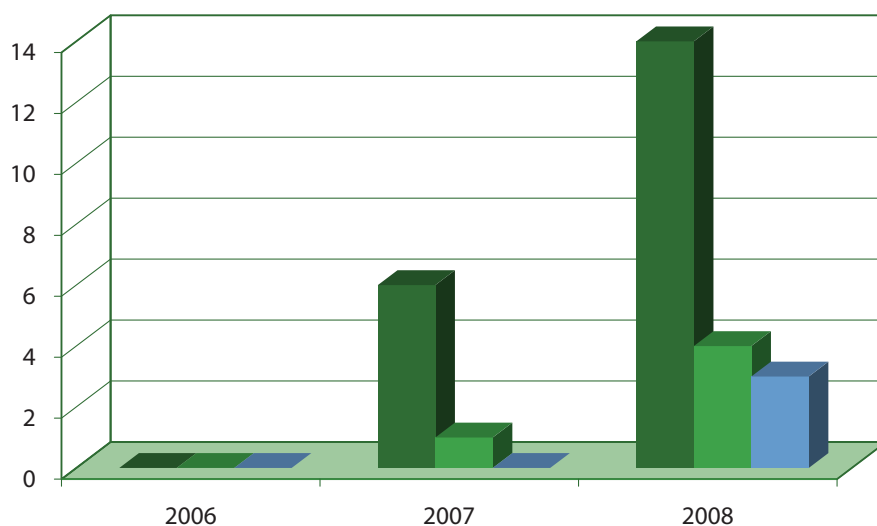
	Appeals ⁽¹⁾	Decisions subject to appeal ⁽²⁾	Percentage of appeals ⁽³⁾	Percentage of appeals leaving the amicable settlement procedure out of the reckoning
2006	10	39	25.64 %	22.22 %
2007	25	107	23.36 %	21.93 %
2008	37	99	37.37 %	34.91 %

⁽¹⁾ Decisions appealed against by several parties are taken into account only once. In 2007, two decisions were each the subject of two appeals.

⁽²⁾ Judgments, orders declaring the action inadmissible, clearly inadmissible or clearly unfounded, orders for interim measures, orders that there is no need to adjudicate and orders refusing leave to intervene, made or adopted during the reference year.

⁽³⁾ For a given year this percentage may not correspond to the decisions subject to appeal given in the reference year, since the period allowed for appeals may span two years.

11. *Miscellaneous* — Results of appeals to the Court of First Instance (2006–08)



- Appeal dismissed
- Decision totally or partially set aside and no referral back
- Decision totally or partially set aside and referral back

	2006	2007	2008
Appeal dismissed	—	6	14
Decision totally or partially set aside and no referral back	—	1	4
Decision totally or partially set aside and referral back	—	—	3
Total	—	7	21