

## **C — Statistics concerning the judicial activity of the General Court**

### ***General activity of the General Court***

1. New cases, completed cases, cases pending (2006–10)

#### ***New cases***

2. Nature of proceedings (2006–10)
3. Type of action (2006–10)
4. Subject-matter of the action (2006–10)

#### ***Completed cases***

5. Nature of proceedings (2006–10)
6. Subject-matter of the action (2010)
7. Subject-matter of the action (2006–10) (judgments and orders)
8. Bench hearing action (2006–10)
9. Duration of proceedings in months (2006–10) (judgments and orders)

#### ***Cases pending as at 31 December***

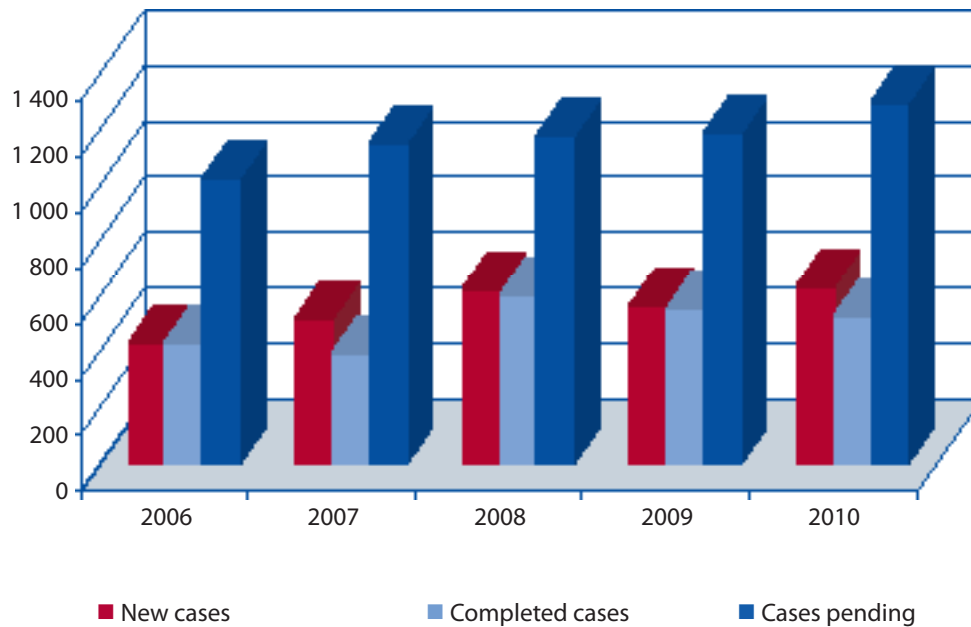
10. Nature of proceedings (2006–10)
11. Subject-matter of the action (2006–10)
12. Bench hearing action (2006–10)

#### ***Miscellaneous***

13. Proceedings for interim measures (2006–10)
14. Expedited procedures (2006–10)
15. Appeals against decisions of the General Court to the Court of Justice (1989–2010)
16. Distribution of appeals before the Court of Justice according to the nature of the proceedings (2006–10)
17. Results of appeals before the Court of Justice (2010) (judgments and orders)
18. Results of appeals before the Court of Justice (2006–10) (judgments and orders)
19. General trend (1989–2010) (new cases, completed cases, cases pending)



## 1. *General activity of the General Court — New cases, completed cases, cases pending (2006–10) <sup>(1)</sup>*

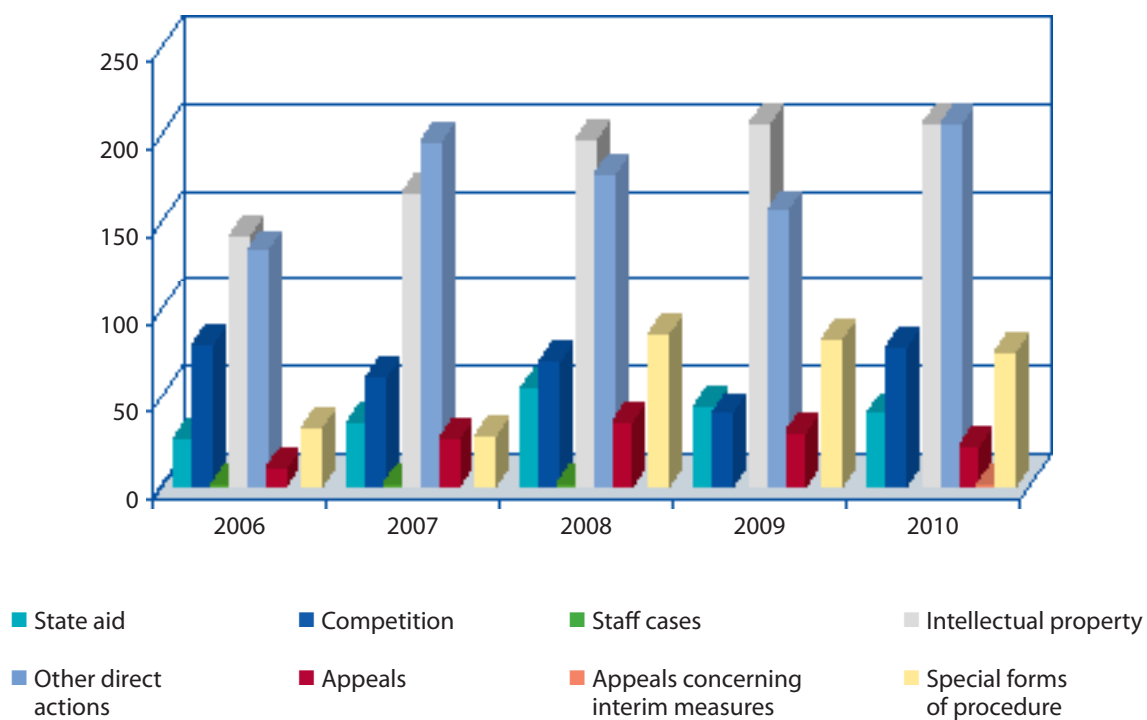


	2006	2007	2008	2009	2010
New cases	432	522	629	568	636
Completed cases	436	397	605	555	527
Cases pending	1 029	1 154	1 178	1 191	1 300

<sup>(1)</sup> Unless otherwise indicated, this table and the following tables take account of special forms of procedure.

The following are considered to be 'special forms of procedure': application to set a judgment aside (Article 41 of the Statute of the Court of Justice; Article 122 of the Rules of Procedure of the General Court); third-party proceedings (Article 42 of the Statute of the Court of Justice; Article 123 of the Rules of Procedure); revision of a judgment (Article 44 of the Statute of the Court of Justice; Article 125 of the Rules of Procedure); interpretation of a judgment (Article 43 of the Statute of the Court of Justice; Article 129 of the Rules of Procedure); taxation of costs (Article 92 of the Rules of Procedure); legal aid (Article 96 of the Rules of Procedure); and rectification of a judgment (Article 84 of the Rules of Procedure).

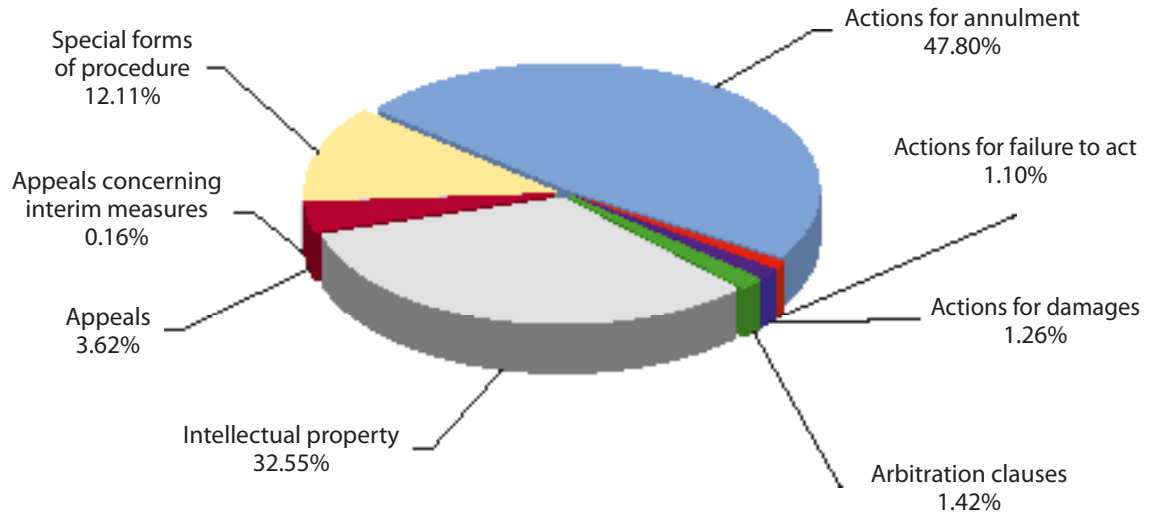
## 2. New cases — Nature of proceedings (2006–10)



	2006	2007	2008	2009	2010
State aid	28	37	56	46	42
Competition	81	62	71	42	79
Staff cases	1	2	2		
Intellectual property	143	168	198	207	207
Other direct actions	135	197	178	158	207
Appeals	10	27	37	31	23
Appeals concerning interim measures					1
Special forms of procedure	34	29	87	84	77
<b>Total</b>	<b>432</b>	<b>522</b>	<b>629</b>	<b>568</b>	<b>636</b>

### 3. New cases — Type of action (2006–10)

Distribution in 2010



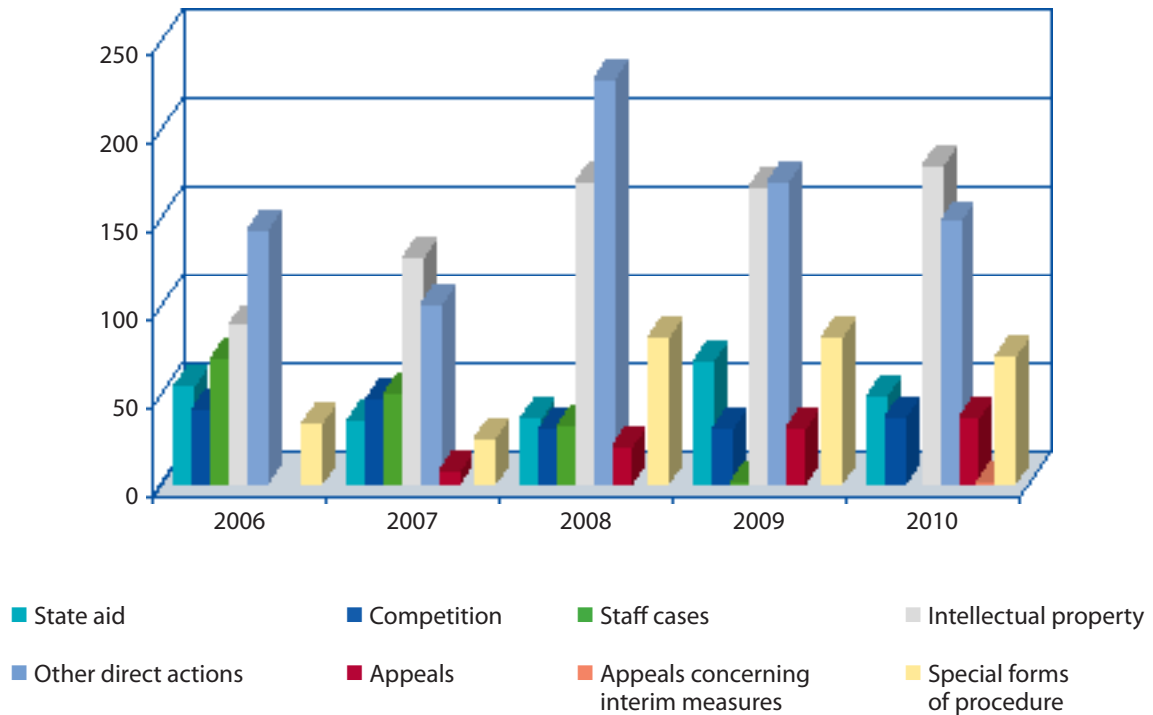
	2006	2007	2008	2009	2010
Actions for annulment	223	251	269	214	304
Actions for failure to act	4	12	9	7	7
Actions for damages	9	27	15	13	8
Arbitration clauses	8	6	12	12	9
Intellectual property	143	168	198	207	207
Staff cases	1	2	2		
Appeals	10	27	37	31	23
Appeals concerning interim measures					1
Special forms of procedure	34	29	87	84	77
<b>Total</b>	<b>432</b>	<b>522</b>	<b>629</b>	<b>568</b>	<b>636</b>

#### 4. New cases — Subject-matter of the action (2006–10) <sup>(1)</sup>

	2006	2007	2008	2009	2010
Access to documents	4	11	22	15	19
Accession of new States				1	
Agriculture	26	46	14	19	24
Approximation of laws		1			
Arbitration clause	8	6	12	12	9
Area of freedom, security and justice		3	3	2	
Commercial policy	18	9	10	8	9
Common foreign and security policy					1
Company law	1			1	
Competition	81	62	71	42	79
Consumer protection			2		
Culture	1	1		1	
Customs union and Common Customs Tariff	2	5	1	5	4
Economic and monetary policy	2				4
Economic, social and territorial cohesion	16	17	6	6	24
Education, vocational training, youth and sport		1			
Energy				2	
Environment	9	27	7	4	15
External action by the European Union	2	1	2	5	1
Financial provisions (budget, financial framework, own resources, combatting fraud)	1	1		1	
Fisheries policy		5	23	1	19
Free movement of goods	1	1	1	1	
Freedom of establishment			1		
Freedom of movement for persons	4	4	1	1	1
Freedom to provide services	1		3	4	1
Intellectual and industrial property	145	168	198	207	207
Law governing the institutions	12	19	23	32	17
Public health	1	1	2	2	4
Public procurement	14	11	31	19	15
Registration, evaluation, authorisation and restriction of chemicals (REACH Regulation)					8
Research and technological development and space		4		6	3
Restrictive measures (external action)	5	12	7	7	21
Social policy	2	5	6	2	4
State aid	28	37	55	46	42
Taxation	1	2			1
Transport	1	4	1		1
<b>Total EC Treaty/TFEU</b>	<b>386</b>	<b>464</b>	<b>502</b>	<b>452</b>	<b>533</b>
<b>Total CS Treaty</b>			<b>1</b>		
<b>Total EA Treaty</b>	<b>1</b>				<b>1</b>
Staff Regulations	11	29	39	32	25
Special forms of procedure	34	29	87	84	77
<b>OVERALL TOTAL</b>	<b>432</b>	<b>522</b>	<b>629</b>	<b>568</b>	<b>636</b>

(<sup>1</sup>) As a result of the entry into force of the Treaty on the Functioning of the European Union (TFEU) on 1 December 2009, it has been necessary to change the presentation of the subject-matter of actions. The data for the period 2006–09 have been revised accordingly.

## 5. Completed cases — Nature of proceedings (2006–10)



	2006	2007	2008	2009	2010
State aid	55	36	37	70	50
Competition	42	48	31	31	38
Staff cases	71	51	33	1	
Intellectual property	90	128	171	168	180
Other direct actions	144	101	229	171	149
Appeals		7	21	31	37
Appeals concerning interim measures					1
Special forms of procedure	34	26	83	83	72
<b>Total</b>	<b>436</b>	<b>397</b>	<b>605</b>	<b>555</b>	<b>527</b>

## 6. Completed cases — Subject-matter of the action (2010) <sup>(1)</sup>

	Judgments	Orders	Total
Access to documents	14	7	21
Agriculture	9	7	16
Arbitration clause	10	2	12
Commercial policy	8		8
Company law		1	1
Competition	26	12	38
Consumer protection		2	2
Customs union and Common Customs Tariff	1	3	4
Economic and monetary policy		2	2
Economic, social and territorial cohesion	1	1	2
Education, vocational training, youth and sport	1		1
Energy		2	2
Environment	2	4	6
External action by the European Union	1	3	4
Freedom to provide services		2	2
Intellectual and industrial property	132	48	180
Law governing the institutions	9	17	26
Public health	2		2
Public procurement	10	6	16
Research and technological development and space	2	1	3
Restrictive measures (external action)	8	2	10
Social policy	1	5	6
State aid	28	22	50
Taxation		1	1
Transport	1	1	2
<b>Total EC Treaty/TFEU</b>	<b>266</b>	<b>151</b>	<b>417</b>
Staff Regulations	22	16	38
Special forms of procedure		72	72
<b>OVERALL TOTAL</b>	<b>288</b>	<b>239</b>	<b>527</b>

<sup>(1)</sup> As a result of the entry into force of the Treaty on the Functioning of the European Union (TFEU) on 1 December 2009, it has been necessary to change the presentation of the subject-matter of actions. The data for the period 2006–09 have been revised accordingly.



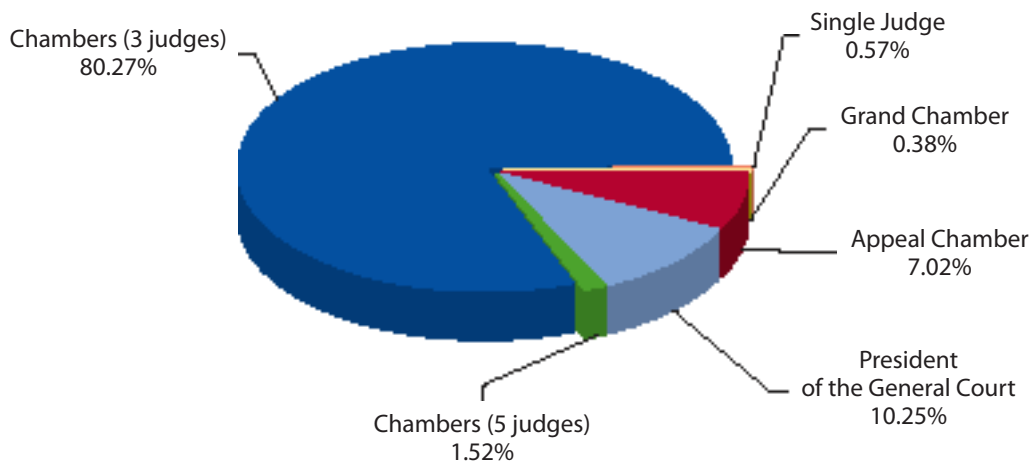
## 7. *Completed cases — Subject-matter of the action (2006–10) <sup>(1)</sup>* (judgments and orders)

	2006	2007	2008	2009	2010
Access to documents	7	7	15	6	21
Accession of new States	1			1	
Agriculture	27	13	48	46	16
Approximation of laws		1	1		
Arbitration clause	5	10	9	10	12
Area of freedom, security and justice		2	1	3	
Association of the Overseas Countries and Territories	2				
Commercial policy	13	4	12	6	8
Company law	1	1			1
Competition	42	38	31	31	38
Consumer protection					2
Culture			1	2	
Customs union and Common Customs Tariff	2	3	6	10	4
Economic and monetary policy	1	1	1		2
Economic, social and territorial cohesion	6	5	42	3	2
Education, vocational training, youth and sport					1
Energy					2
Environment	11	10	17	9	6
External action by the European Union	5	4	2		4
Financial provisions (budget, financial framework, own resources, combatting fraud)	4		2	2	
Fisheries policy	24	4	4	17	
Free movement of goods			2	3	
Freedom of establishment			1		
Freedom of movement for persons	4	4	2	1	
Freedom to provide services	2	1		2	2
Industrial policy		1			
Intellectual and industrial property	91	129	171	169	180
Law governing the institutions	8	10	22	20	26
Public health	3	2	1	1	2
Public procurement	4	7	26	12	16
Research and technological development and space	1	1	1	1	3
Restrictive measures (external action)	4	3	6	8	10
Social policy	5	4	2	6	6
State aid	54	36	37	70	50
Taxation	1		2		1
Transport	2	1	3		2
<b>Total EC Treaty/TFEU</b>	<b>330</b>	<b>302</b>	<b>468</b>	<b>439</b>	<b>417</b>
<b>Total CS Treaty</b>	<b>1</b>	<b>10</b>			
<b>Total EA Treaty</b>		<b>1</b>		<b>1</b>	
Staff Regulations	71	58	54	32	38
Special forms of procedure	34	26	83	83	72
<b>OVERALL TOTAL</b>	<b>436</b>	<b>397</b>	<b>605</b>	<b>555</b>	<b>527</b>

(<sup>1</sup>) As a result of the entry into force of the Treaty on the Functioning of the European Union (TFEU) on 1 December 2009, it has been necessary to change the presentation of the subject-matter of actions. The data for the period 2006–09 have been revised accordingly.

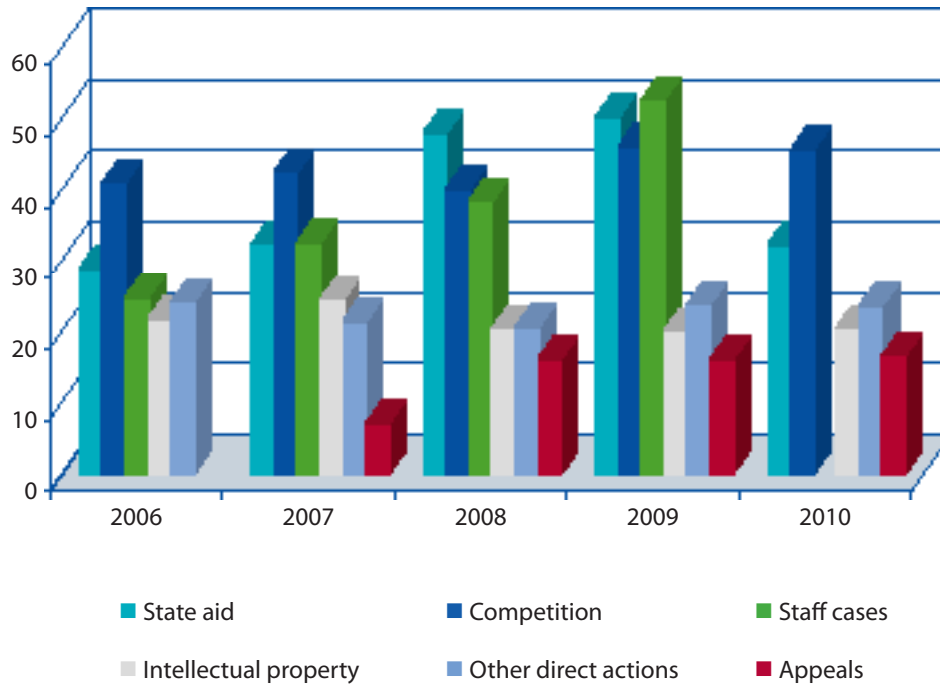
## 8. Completed cases — Bench hearing action (2006–10)

**Distribution in 2010**



	2006			2007			2008			2009			2010		
	Judgments	Orders	Total	Judgments	Orders	Total	Judgments	Orders	Total	Judgments	Orders	Total	Judgments	Orders	Total
Grand Chamber				2		2							2		2
Appeal Chamber				3	4	7	16	10	26	20	11	31	22	15	37
President of the General Court		19	19		16	16		52	52		50	50		54	54
Chambers (5 judges)	22	33	55	44	8	52	15	2	17	27	2	29	8		8
Chambers (3 judges)	198	157	355	196	122	318	228	282	510	245	200	445	255	168	423
Single Judge	7		7	2		2							3		3
<b>Total</b>	<b>227</b>	<b>209</b>	<b>436</b>	<b>247</b>	<b>150</b>	<b>397</b>	<b>259</b>	<b>346</b>	<b>605</b>	<b>292</b>	<b>263</b>	<b>555</b>	<b>288</b>	<b>239</b>	<b>527</b>

## 9. Completed cases — Duration of proceedings in months (2006–10) <sup>(1)</sup> (judgments and orders)

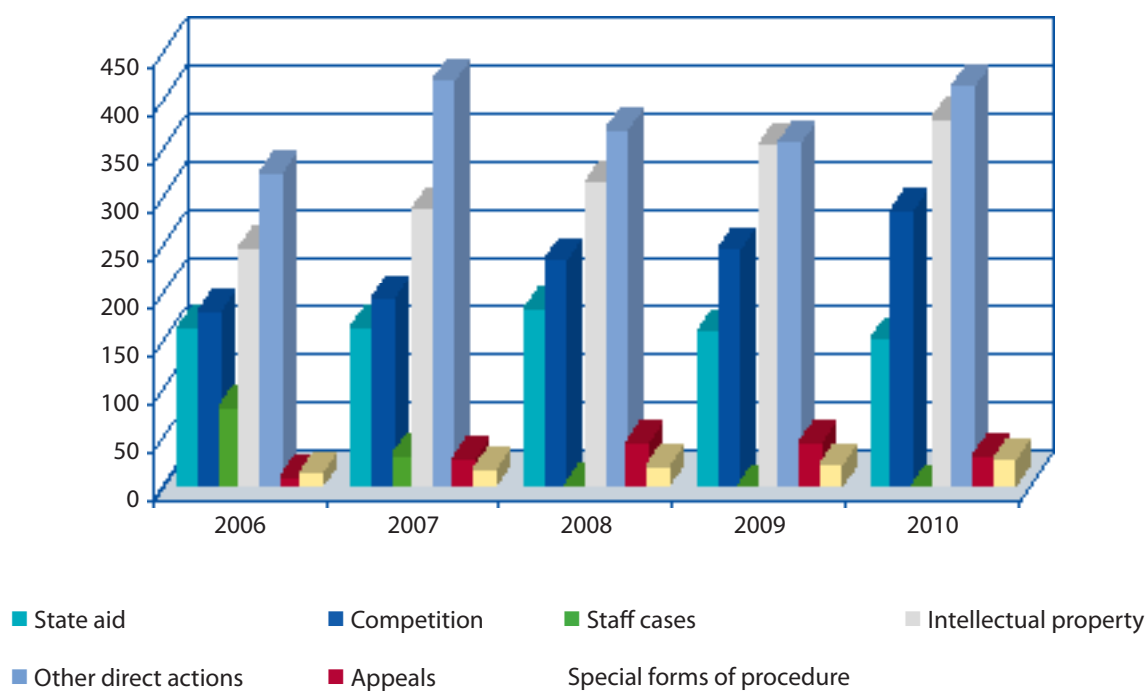


	2006	2007	2008	2009	2010
State aid	29.0	32.4	48.1	50.3	32.4
Competition	41.1	42.6	40.2	46.2	45.7
Staff cases	24.8	32.7	38.6	52.8	
Intellectual property	21.8	24.5	20.4	20.1	20.6
Other direct actions	24.2	21.5	20.6	23.9	23.7
Appeals		7.1	16.1	16.1	16.6

<sup>(1)</sup> The calculation of the average duration of proceedings does not take account of: cases ruled upon by interlocutory judgment; special forms of procedure; appeals concerning interim measures; cases referred by the Court of Justice following the amendment of the division of jurisdiction between it and the Court of First Instance (now the General Court); cases referred by the Court of First Instance after the Civil Service Tribunal began operating.

The duration of proceedings is expressed in months and tenths of months.

## 10. Cases pending as at 31 December — Nature of proceedings (2006–10)



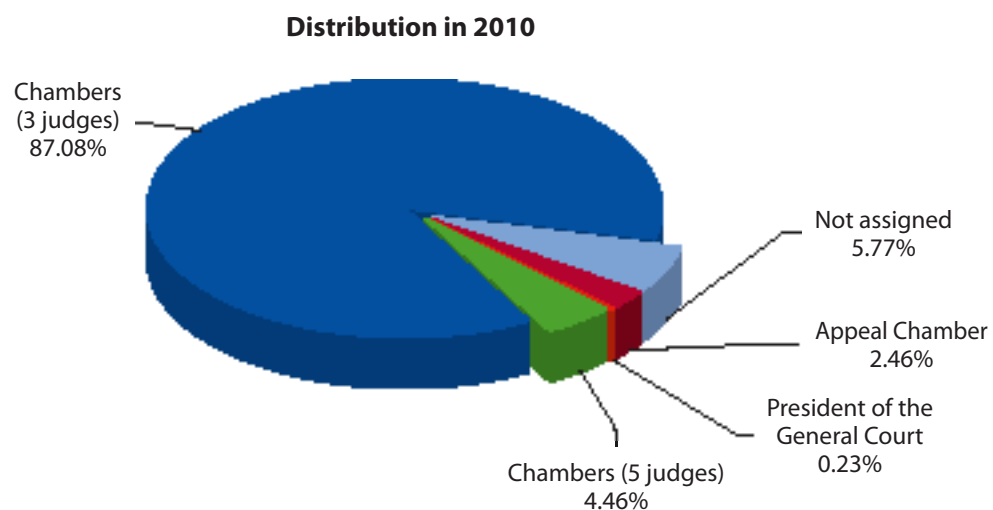
	2006	2007	2008	2009	2010
State aid	165	166	185	161	153
Competition	182	196	236	247	288
Staff cases	82	33	2	1	1
Intellectual property	249	289	316	355	382
Other direct actions	326	422	371	358	416
Appeals	10	30	46	46	32
Special forms of procedure	15	18	22	23	28
<b>Total</b>	<b>1 029</b>	<b>1 154</b>	<b>1 178</b>	<b>1 191</b>	<b>1 300</b>

## 11. Cases pending as at 31 December — Subject-matter of the action (2006–10) <sup>(1)</sup>

	2006	2007	2008	2009	2010
Access to documents	24	28	35	44	42
Agriculture	85	118	84	57	65
Approximation of laws	1	1			
Arbitration clause	21	17	20	22	19
Area of freedom, security and justice		1	3	2	2
Commercial policy	28	33	31	33	34
Common foreign and security policy					1
Company law	1			1	
Competition	172	196	236	247	288
Consumer protection	1	1	3	3	1
Culture	1	2	1		
Customs union and Common Customs Tariff	14	16	11	6	6
Economic and monetary policy	2	1			2
Economic, social and territorial cohesion	37	49	13	16	38
Education, vocational training, youth and sport		1	1	1	
Energy				2	
Environment	23	40	30	25	34
External action by the European Union	6	3	3	8	5
Financial provisions (budget, financial framework, own resources, combatting fraud)	4	5	3	2	2
Fisheries policy	4	5	24	8	27
Free movement of goods	2	3	2		
Freedom of movement for persons	3	3	2	2	3
Freedom to provide services	1		3	5	4
Industrial policy	1				
Intellectual and industrial property	251	290	317	355	382
Law governing the institutions	19	28	29	41	32
Public health	3	2	3	4	6
Public procurement	25	29	34	41	40
Registration, evaluation, authorisation and restriction of chemicals (REACH Regulation)					8
Research and technological development and space	1	4	3	8	8
Restrictive measures (external action)	9	18	19	18	29
Social policy	5	6	10	6	4
State aid	165	166	184	160	152
Taxation		2			
Transport	1	4	2	2	1
<b>Total EC Treaty/TFEU</b>	<b>910</b>	<b>1 072</b>	<b>1 106</b>	<b>1 119</b>	<b>1 235</b>
<b>Total CS Treaty</b>	<b>10</b>		<b>1</b>	<b>1</b>	<b>1</b>
<b>Total EA Treaty</b>	<b>2</b>	<b>1</b>	<b>1</b>		<b>1</b>
Staff Regulations	92	63	48	48	35
Special forms of procedure	15	18	22	23	28
<b>OVERALL TOTAL</b>	<b>1 029</b>	<b>1 154</b>	<b>1 178</b>	<b>1 191</b>	<b>1 300</b>

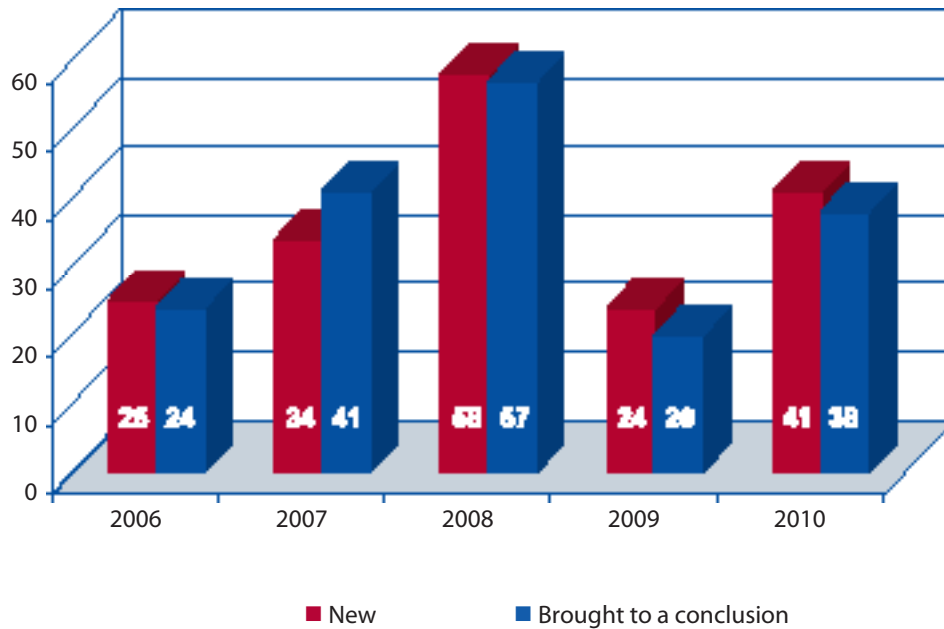
(<sup>1</sup>) As a result of the entry into force of the Treaty on the Functioning of the European Union (TFEU) on 1 December 2009, it has been necessary to change the presentation of the subject-matter of actions. The data for the period 2006–09 have been revised accordingly.

## 12. *Cases pending as at 31 December — Bench hearing action (2006–10)*



	2006	2007	2008	2009	2010
Grand Chamber	2				
Appeal Chamber	10	30	46	46	32
President of the General Court	1				3
Chambers (5 judges)	117	75	67	49	58
Chambers (3 judges)	825	971	975	1 019	1 132
Single Judge	2			2	
Not assigned	72	78	90	75	75
<b>Total</b>	<b>1 029</b>	<b>1 154</b>	<b>1 178</b>	<b>1 191</b>	<b>1 300</b>

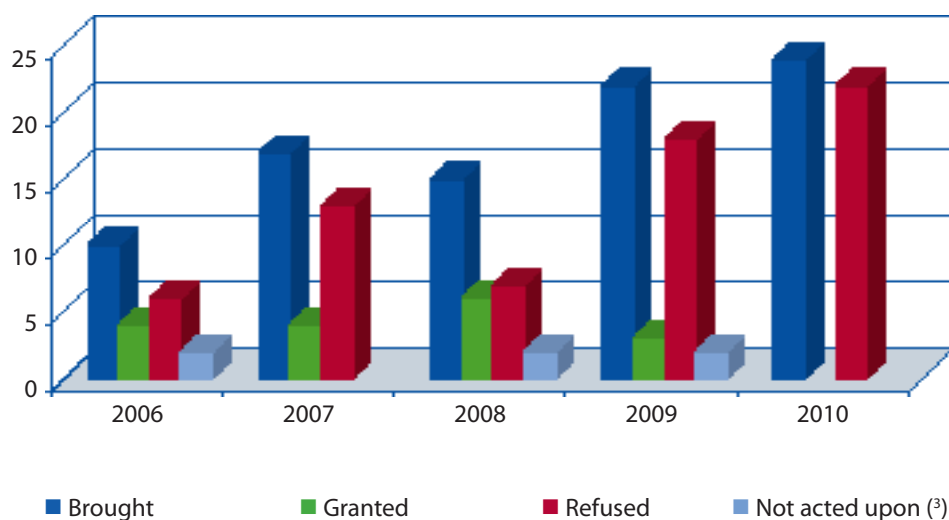
### 13. *Miscellaneous* — Proceedings for interim measures (2006–10)



#### Distribution in 2010

	New applications for interim measures	Applications for interim measures brought to a conclusion	Outcome		
			Dismissed	Granted	Removal from the register/no need to adjudicate
Agriculture	3	4	1	2	1
Arbitration clause	1	2	2		
Common foreign and security policy	1	1	1		
Competition	8	4	3		1
Customs union and Common Customs Tariff		1	1		
Economic, social and territorial cohesion	2	2	2		
Environment	2	3	3		
External action by the European Union	1	1	1		
Law governing the institutions	8	8	6		2
Public procurement	3	5	5		
Registration, evaluation, authorisation and restriction of chemicals (REACH Regulation)	1	1	1		
Research and technological development and space	2	2	2		
Staff Regulations	2	2		1	1
State aid	7	2	2		
<b>Total</b>	<b>41</b>	<b>38</b>	<b>30</b>	<b>3</b>	<b>5</b>

## 14. *Miscellaneous — Expedited procedures (2006–10)* <sup>(1)</sup> <sup>(2)</sup>



	2006				2007				2008				2009				2010			
	Outcome				Outcome				Outcome				Outcome				Outcome			
	Brought	Granted	Refused	Not acted upon <sup>(3)</sup>	Brought	Granted	Refused	Not acted upon <sup>(3)</sup>	Brought	Granted	Refused	Not acted upon <sup>(3)</sup>	Brought	Granted	Refused	Not acted upon <sup>(3)</sup>	Brought	Granted	Refused	Not acted upon <sup>(3)</sup>
Access to documents					1		1		2		2		4		4					
Agriculture	3	1	3				1		1				2		3					
Arbitration clause									1			1								
Commercial policy					2	1			1		1		2		2					
Competition	4	2	2		1		1		1		1		2		2				3	3
Economic, social and territorial cohesion																	1		1	
Environment	2	1	1		7	1	6						1			1				
External action by the European Union																	1		1	
Financial provisions (budget, financial framework, own resources, combatting fraud)				2																
Freedom to provide services													1	1						
Law governing the institutions									1			1	1		1					
Procedure													1		1					
Public health													1		1					
Public procurement					2		1		3	1	3		2		2		2		2	
Restrictive measures (external action)					3	2	1		4	4			5	1	2	1	10		10	
Staff Regulations									1				1							
State aid	1				1		2		1		1						7		5	
<b>Total</b>	<b>10</b>	<b>4</b>	<b>6</b>	<b>2</b>	<b>17</b>	<b>4</b>	<b>13</b>	<b>0</b>	<b>15</b>	<b>6</b>	<b>7</b>	<b>2</b>	<b>22</b>	<b>3</b>	<b>18</b>	<b>2</b>	<b>24</b>	<b>0</b>	<b>22</b>	<b>0</b>

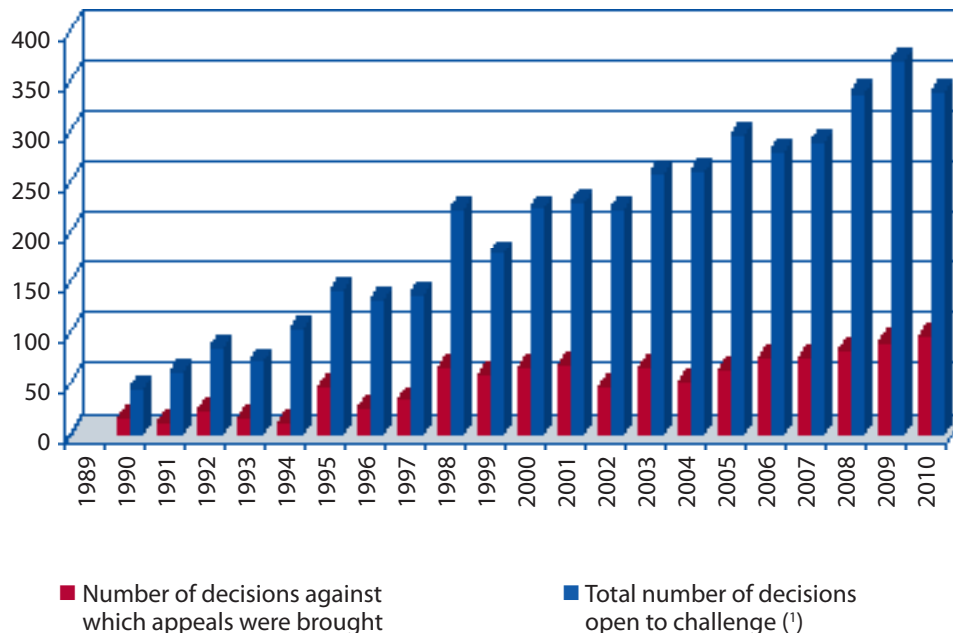
<sup>(1)</sup> The General Court may decide pursuant to Article 76a of the Rules of Procedure to deal with a case before it under an expedited procedure. That provision has been applicable since 1 February 2001.

<sup>(2)</sup> As a result of the entry into force of the Treaty on the Functioning of the European Union (TFEU) on 1 December 2009, it has been necessary to change the presentation of the subject-matter of actions. The data for the period 2006–09 have been revised accordingly.

<sup>(3)</sup> The category 'Not acted upon' covers the following instances: withdrawal of the application for expedition, discontinuance of the action and cases in which the action is disposed of by way of order before the application for expedition has been ruled upon.



## 15. *Miscellaneous* — Appeals against decisions of the General Court to the Court of Justice (1989–2010)



	Number of decisions against which appeals were brought	Total number of decisions open to challenge <sup>(1)</sup>	Percentage of decisions against which appeals were brought
1989			
1990	16	46	35%
1991	13	62	21%
1992	25	86	29%
1993	17	73	23%
1994	12	105	11%
1995	47	143	33%
1996	27	133	20%
1997	35	139	25%
1998	67	224	30%
1999	60	180	33%
2000	67	225	30%
2001	69	230	30%
2002	47	224	21%
2003	66	260	25%
2004	53	261	20%
2005	64	297	22%
2006	77	281	27%
2007	77	290	27%
2008	84	339	25%
2009	92	371	25%
2010	98	340	29%

<sup>(1)</sup> Total number of decisions open to challenge — judgments, orders concerning interim measures or refusing leave to intervene, and all orders terminating proceedings other than those removing a case from the register or transferring a case — in respect of which the period for bringing an appeal expired or against which an appeal was brought.

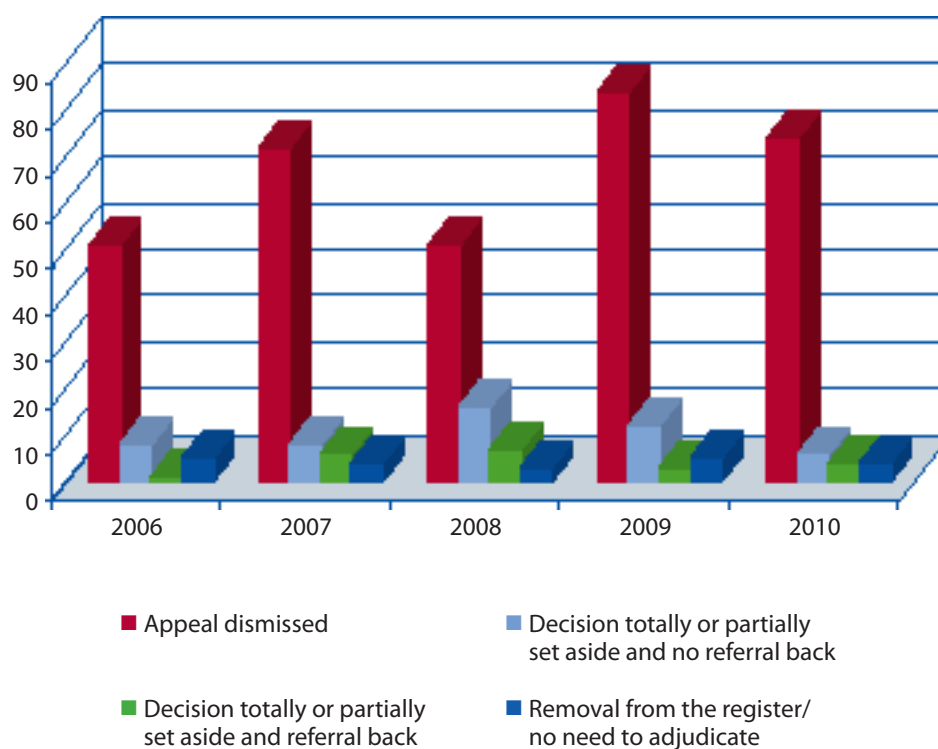
## 16. *Miscellaneous* — Distribution of appeals before the Court of Justice according to the nature of the proceedings (2006–10)

	2006			2007			2008			2009			2010		
	Appeals	Decisions open to challenge	Appeals as a percentage	Appeals	Decisions open to challenge	Appeals as a percentage	Appeals	Decisions open to challenge	Appeals as a percentage	Appeals	Decisions open to challenge	Appeals as a percentage	Appeals	Decisions open to challenge	Appeals as a percentage
State aid	5	21	24%	11	30	37%	4	19	21%	23	51	45%	17	35	49%
Competition	14	41	34%	13	33	39%	7	26	27%	11	45	24%	15	33	45%
Staff cases	13	62	21%	10	53	19%	9	31	29%	1	3	33%			
Intellectual property	18	62	29%	14	64	22%	24	105	23%	25	153	16%	32	140	23%
Other direct actions	27	95	28%	29	110	26%	40	158	25%	32	119	27%	34	132	26%
<b>Total</b>	77	281	27%	77	290	27%	84	339	25%	92	371	25%	98	340	29%

## 17. *Miscellaneous* — Results of appeals before the Court of Justice (2010) (judgments and orders)

	Appeal dismissed	Decision totally or partially set aside and no referral back	Decision totally or partially set aside and referral back	Removal from the register/no need to adjudicate	Total
Agriculture	2				2
Commercial policy	1				1
Competition	8	3			11
Customs union and Common Customs Tariff	2				2
Economic and monetary policy	1				1
Education, vocational training, youth and sport				1	1
Environment and consumers	1				1
Fisheries policy	1				1
Free movement of goods	1				1
Freedom of movement for persons	1				1
Intellectual and industrial property	23	1	1	3	28
Law governing the institutions	20	2	1		23
Regional policy	2				2
Social policy	1				1
Staff Regulations	3				3
State aid	7		2		9
<b>Total</b>	<b>74</b>	<b>6</b>	<b>4</b>	<b>4</b>	<b>88</b>

## 18. *Miscellaneous* — Results of appeals before the Court of Justice (2006–10) (judgments and orders)



	2006	2007	2008	2009	2010
Appeal dismissed	51	72	51	84	74
Decision totally or partially set aside and no referral back	8	8	16	12	6
Decision totally or partially set aside and referral back	1	6	7	3	4
Removal from the register/no need to adjudicate	5	4	3	5	4
<b>Total</b>	<b>65</b>	<b>90</b>	<b>77</b>	<b>104</b>	<b>88</b>

## 19. *Miscellaneous* — General trend (1989–2010)

### New cases, completed cases, cases pending

	New cases <sup>(1)</sup>	Completed cases <sup>(2)</sup>	Cases pending on 31 December
1989	169	1	168
1990	59	82	145
1991	95	67	173
1992	123	125	171
1993	596	106	661
1994	409	442	628
1995	253	265	616
1996	229	186	659
1997	644	186	1 117
1998	238	348	1 007
1999	384	659	732
2000	398	343	787
2001	345	340	792
2002	411	331	872
2003	466	339	999
2004	536	361	1 174
2005	469	610	1 033
2006	432	436	1 029
2007	522	397	1 154
2008	629	605	1 178
2009	568	555	1 191
2010	636	527	1 300
<b>Total</b>	<b>8 611</b>	<b>7 311</b>	

<sup>(1)</sup> 1989: the Court of Justice referred 153 cases to the newly created Court of First Instance (now the General Court).  
1993: the Court of Justice referred 451 cases as a result of the first extension of the jurisdiction of the Court of First Instance.

1994: the Court of Justice referred 14 cases as a result of the second extension of the jurisdiction of the Court of First Instance.

2004–05: the Court of Justice referred 25 cases as a result of the third extension of the jurisdiction of the Court of First Instance.

<sup>(2)</sup> 2005–06: the Court of First Instance referred 118 cases to the newly created Civil Service Tribunal.