



COURT OF JUSTICE  
OF THE EUROPEAN UNION

**Annual Report 2023**

# Statistics concerning the judicial activity of the Court of Justice





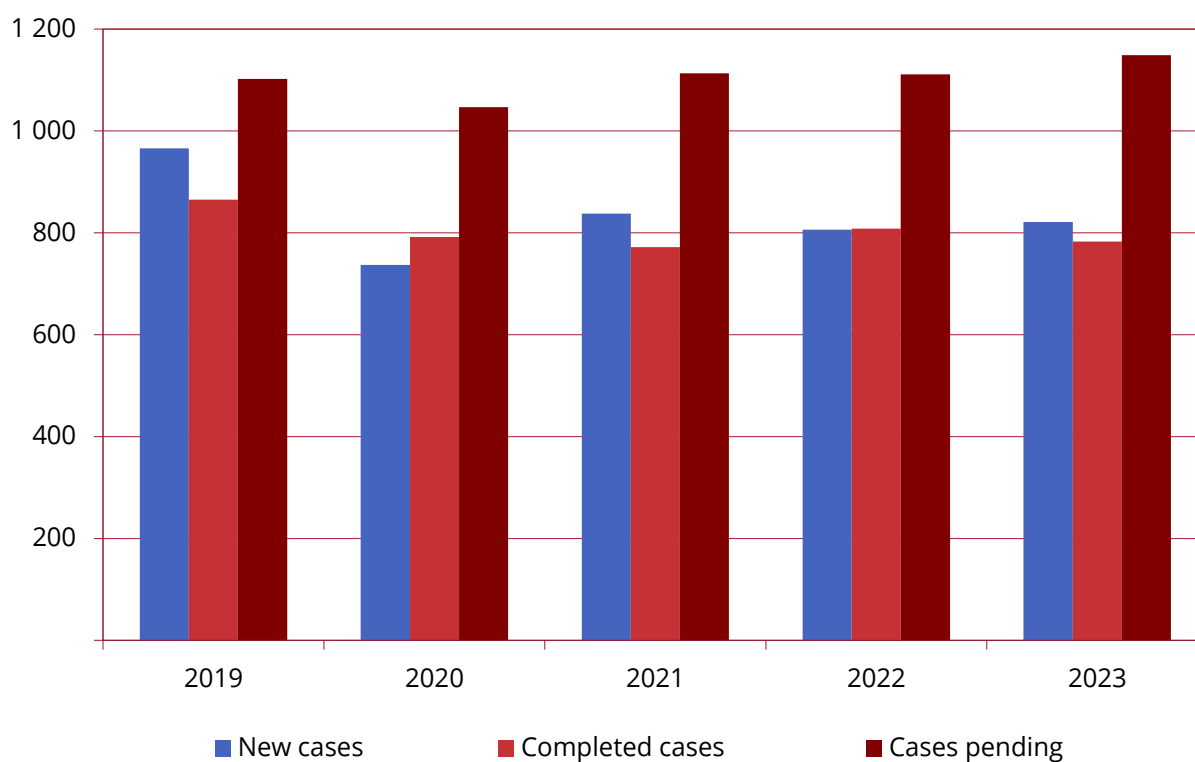


# Statistics concerning the judicial activity of the Court of Justice

I. General activity of the Court of Justice – New cases, completed cases, cases pending (2019-2023)	5
II. New cases – Nature of proceedings (2019-2023)	6
III. New cases – Subject matter of the action (2019-2023)	7
IV. New cases – Subject matter of the action (2023)	9
V. New cases – References for a preliminary ruling by Member State (2019-2023)	11
VI. New cases – Actions for failure of a Member State to fulfil its obligations (2019-2023)	12
VII. Completed cases – Nature of proceedings (2019-2023)	13
VIII. Completed cases – Judgments, opinions, orders (2023)	14
IX. Cases completed by judgments, by opinions or by orders involving a judicial determination – Bench hearing action (2019-2023)	15
X. Cases completed by judgments, by opinions or by orders involving a judicial determination – Subject matter of the action (2019-2023)	16
XI. Cases completed by judgments, by opinions or by orders involving a judicial determination – Subject matter of the action (2023)	18
XII. Completed cases – Judgments concerning failure of a Member State to fulfil its obligations: outcome (2019-2023)	20
XIII. Completed cases – Appeals: outcome (2019-2023)	21
XIV. Completed cases – Duration of proceedings in months (2019-2023)	22
XV. Cases pending as at 31 December – Nature of proceedings (2019-2023)	23
XVI. Cases pending as at 31 December – Bench hearing action (2019-2023)	24
XVII. Expedited procedures (2019-2023)	25
XVIII. Urgent preliminary ruling procedure (2019-2023)	26
XIX. Proceedings for interim measures (2019-2023)	27
XX. Appeals referred to in Article 58a of the Statute (2019-2023)	28
XXI. General trend in the work of the Court (1952-2023) – New cases and judgments or opinions	29
XXII. General trend in the work of the Court (1952-2023) – New references for a preliminary ruling by Member State per year	31
XXIII. General trend in the work of the Court (1952-2023) – New references for a preliminary ruling by Member State and by court or tribunal	33

<b>XXIV.</b>	General trend in the work of the Court (1952-2023) – Actions for failure to fulfil obligations brought against the Member States	36
<b>XXV.</b>	Activity of the Registry of the Court of Justice (2019-2023)	37

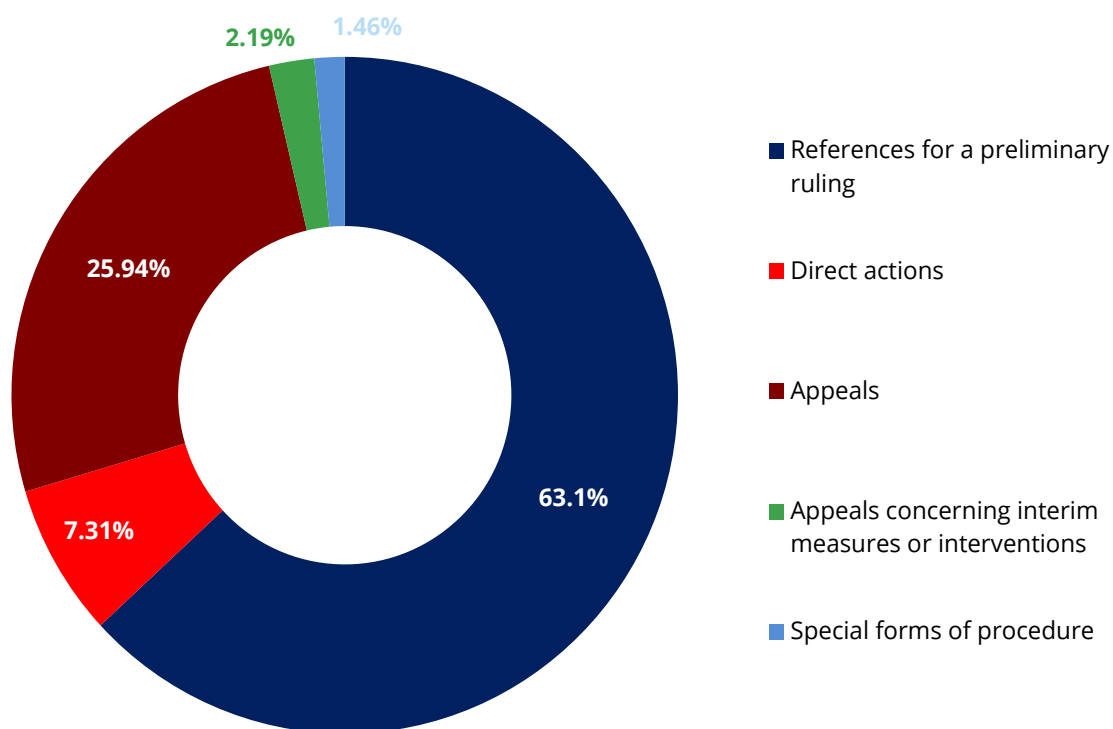
## I. General activity of the Court of Justice – New cases, completed cases, cases pending (2019-2023)



General overview	2019	2020	2021	2022	2023
New cases	966	737	838	806	821
Completed cases	865	792	772	808	783
Cases pending	1 102	1 047	1 113	1 111	1 149

## II. New cases – Nature of proceedings (2019-2023)

2023



Nature of proceedings	2019	2020	2021	2022	2023
References for a preliminary ruling	641	557	567	546	518
Direct actions	41	38	29	37	60
Appeals	256	125	223	193	213
Appeals concerning interim measures or interventions	10	6	9	16	18
Requests for an opinion	1	1	0	0	0
Special forms of procedure <sup>1</sup>	17	10	10	14	12
<b>Total</b>	<b>966</b>	<b>737</b>	<b>838</b>	<b>806</b>	<b>821</b>
Applications for interim measures	6	3	8	4	9

1| The following are considered to be 'special forms of procedure': legal aid; taxation of costs; rectification; failure to adjudicate; application to set aside a judgment delivered by default; third-party proceedings; interpretation; revision; examination of a proposal by the First Advocate General to review a decision of the General Court; attachment procedure; cases concerning immunity.



### III. New cases – Subject matter of the action (2019-2023)

Subject matter of the action	2019	2020	2021	2022	2023
Access to documents	5	1	4	4	4
Agriculture	24	15	19	24	17
Approximation of laws	30	35	63	54	50
Arbitration clause	3	1	3	2	2
Area of freedom, security and justice	107	96	106	94	82
Citizenship of the Union	8	11	14	7	7
Commercial policy	10	8	5	10	13
Common fisheries policy	1	2	2	2	1
Common foreign and security policy	19	1	6	4	11
Company law	3	1	2	1	3
Competition	42	16	26	30	32
Consumer protection	72	37	53	54	53
Customs union and Common Customs Tariff	18	19	11	10	18
Economic and monetary policy	11	12	12	19	20
Economic, social and territorial cohesion	1	2	3	2	3
Education, vocational training, youth and sport	0	0	2	0	3
Employment	0	1	1	0	0
Energy	6	7	3	7	8
Environment	47	23	23	35	43
European Regional Development Fund	0	0	0	1	0
External action by the European Union	4	4	6	5	1
Financial provisions (budget, financial framework, own resources, combating fraud and so forth)	8	7	6	2	1
Free movement of capital	6	9	4	8	13
Free movement of goods	8	5	3	1	4
Freedom of establishment	8	23	9	13	17
Freedom of movement for persons	40	14	11	17	14
Freedom to provide services	12	10	11	22	9
Industrial policy	7	1	1	2	2
Intellectual property	74	51	83	49	75
Judicial cooperation in civil matters	0	0	0	0	1
Law governing the institutions	38	27	39	32	23
Principles of EU law	33	30	28	15	35

>>>

Public health	6	4	10	12	12
Public procurement	27	13	21	26	25
Registration, evaluation, authorisation and restriction of chemicals (REACH Regulation)	3	0	5	2	2
Research and technological development and space	0	0	0	0	1
Social policy	41	33	46	47	27
Social security for migrant workers	2	6	7	7	7
State aid	59	18	42	25	52
Taxation	73	64	54	62	53
Trans-European networks	0	0	1	0	0
Transport	54	99	52	37	44
<b>TFEU</b>	<b>910</b>	<b>706</b>	<b>797</b>	<b>744</b>	<b>788</b>
Protection of the general public	1	0	0	3	0
<b>Euratom Treaty</b>	<b>1</b>	<b>0</b>	<b>0</b>	<b>3</b>	<b>0</b>
Principles of EU law	1	0	0	1	0
<b>EU Treaty</b>	<b>1</b>	<b>0</b>	<b>0</b>	<b>1</b>	<b>0</b>
Citizenship of the Union	0	0	0	1	0
Law governing the institutions	0	0	2	1	0
<b>UK Withdrawal Agreement</b>	<b>0</b>	<b>0</b>	<b>2</b>	<b>2</b>	<b>0</b>
Law governing the institutions	0	0	1	1	1
Principles of EU law	0	0	0	2	6
Privileges and immunities	3	2	0	1	0
Procedure	16	10	7	16	9
Staff Regulations	35	19	31	36	17
<b>Others</b>	<b>54</b>	<b>31</b>	<b>39</b>	<b>56</b>	<b>33</b>
<b>OVERALL TOTAL</b>	<b>966</b>	<b>737</b>	<b>838</b>	<b>806</b>	<b>821</b>



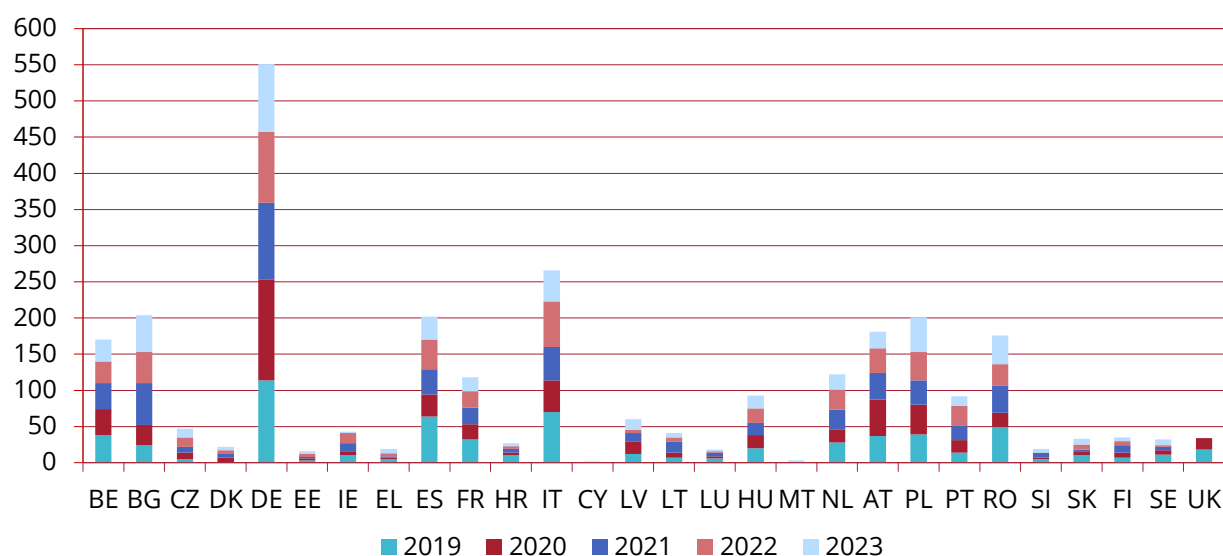
#### IV. New cases – Subject matter of the action (2023)

Subject matter of the action	References for a preliminary ruling	Direct actions	Appeals	Appeals concerning interim measures or interventions	Special forms of procedure	Total
Access to documents	0	0	3	1	0	4
Agriculture	11	0	6	0	0	17
Approximation of laws	39	9	1	1	0	50
Arbitration clause	0	0	2	0	0	2
Area of freedom, security and justice	82	0	0	0	0	82
Citizenship of the Union	6	1	0	0	0	7
Commercial policy	1	0	11	1	0	13
Common fisheries policy	1	0	0	0	0	1
Common foreign and security policy	3	0	5	3	0	11
Company law	2	1	0	0	0	3
Competition	14	1	16	1	0	32
Consumer protection	52	1	0	0	0	53
Customs union and Common Customs Tariff	16	0	2	0	0	18
Economic and monetary policy	6	0	11	3	0	20
Economic, social and territorial cohesion	3	0	0	0	0	3
Education, vocational training, youth and sport	3	0	0	0	0	3
Energy	5	0	3	0	0	8
Environment	12	25	6	0	0	43
External action by the European Union	1	0	0	0	0	1
Financial provisions (budget, financial framework, own resources, combating fraud and so forth)	1	0	0	0	0	1
Free movement of capital	10	0	3	0	0	13
Free movement of goods	2	1	1	0	0	4
Freedom of establishment	17	0	0	0	0	17
Freedom of movement for persons	11	3	0	0	0	14
Freedom to provide services	8	0	0	1	0	9
Industrial policy	0	2	0	0	0	2
Intellectual property	15	6	52	0	2	75
Judicial cooperation in civil matters	1	0	0	0	0	1
Law governing the institutions	2	1	19	1	0	23

>>>

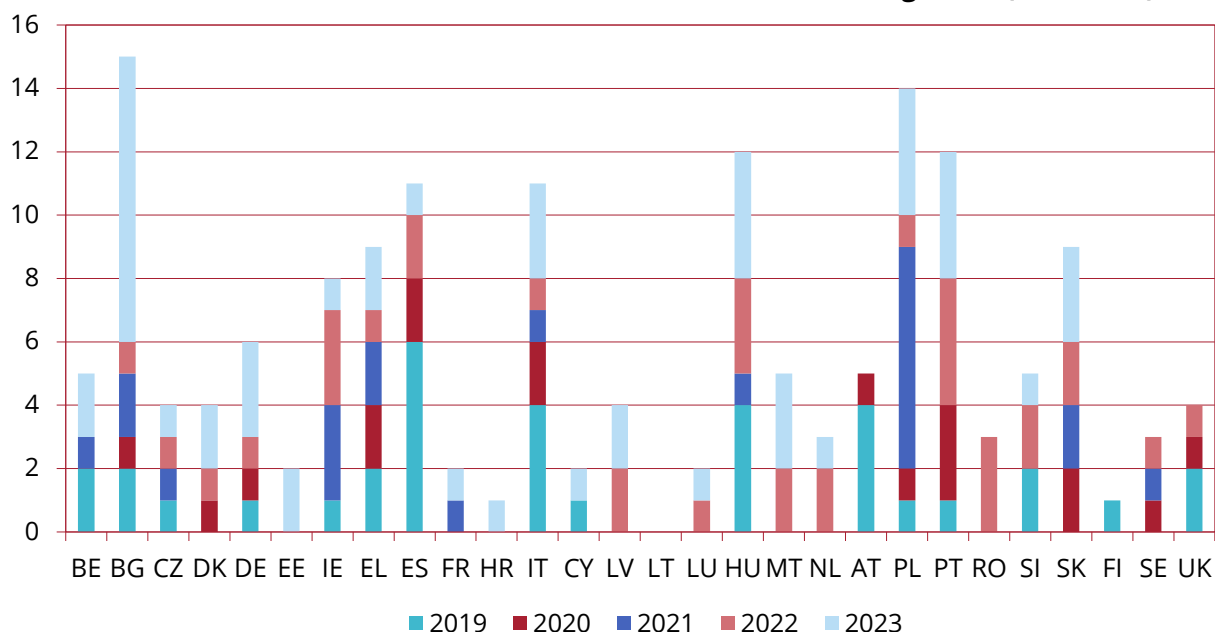
Subject matter of the action	References for a preliminary ruling	Direct actions	Appeals	Appeals concerning interim measures or interventions	Special forms of procedure	Total
Principles of EU law	33	2	0	0	0	35
Public health	3	0	5	4	0	12
Public procurement	17	0	6	2	0	25
Registration, evaluation, authorisation and restriction of chemicals (REACH Regulation)	0	0	2	0	0	2
Research and technological development and space	0	0	1	0	0	1
Social policy	26	1	0	0	0	27
Social security for migrant workers	7	0	0	0	0	7
State aid	9	2	41	0	0	52
Taxation	53	0	0	0	0	53
Transport	40	4	0	0	0	44
<b>TFEU</b>	<b>512</b>	<b>60</b>	<b>196</b>	<b>18</b>	<b>2</b>	<b>788</b>
Law governing the institutions	0	0	0	0	1	1
Principles of EU law	6	0	0	0	0	6
Procedure	0	0	0	0	9	9
Staff Regulations	0	0	17	0	0	17
<b>Others</b>	<b>6</b>	<b>0</b>	<b>17</b>	<b>0</b>	<b>10</b>	<b>33</b>
<b>OVERALL TOTAL</b>	<b>518</b>	<b>60</b>	<b>213</b>	<b>18</b>	<b>12</b>	<b>821</b>

## V. New cases – References for a preliminary ruling by Member State (2019-2023)



References for a preliminary ruling by Member State	2019	2020	2021	2022	2023	Total
Belgium	38	36	36	30	30	170
Bulgaria	24	28	58	43	51	204
Czech Republic	5	9	8	13	12	47
Denmark	1	6	6	4	5	22
Germany	114	140	106	98	94	552
Estonia	3	3	2	4	4	16
Ireland	10	5	11	14	2	42
Greece	5	2	2	4	6	19
Spain	64	30	35	41	32	202
France	32	21	23	23	19	118
Croatia	10	4	5	4	4	27
Italy	70	44	46	63	43	266
Cyprus	1	0	0	0	1	2
Latvia	12	17	12	4	15	60
Lithuania	7	7	15	6	6	41
Luxembourg	6	3	5	2	2	18
Hungary	20	18	17	20	18	93
Malta	1	0	0	0	2	3
Netherlands	28	18	27	28	21	122
Austria	37	50	37	34	23	181
Poland	39	41	34	39	48	201
Portugal	14	17	20	28	13	92
Romania	49	20	38	29	40	176
Slovenia	5	2	7	0	6	20
Slovakia	10	6	2	7	8	33
Finland	7	7	10	6	5	35
Sweden	11	6	5	2	8	32
United Kingdom	18	17	0	0	0	35
<b>Total</b>	<b>641</b>	<b>557</b>	<b>567</b>	<b>546</b>	<b>518</b>	<b>2 829</b>

## VI. New cases – Actions for failure of a Member State to fulfil its obligations (2019-2023)

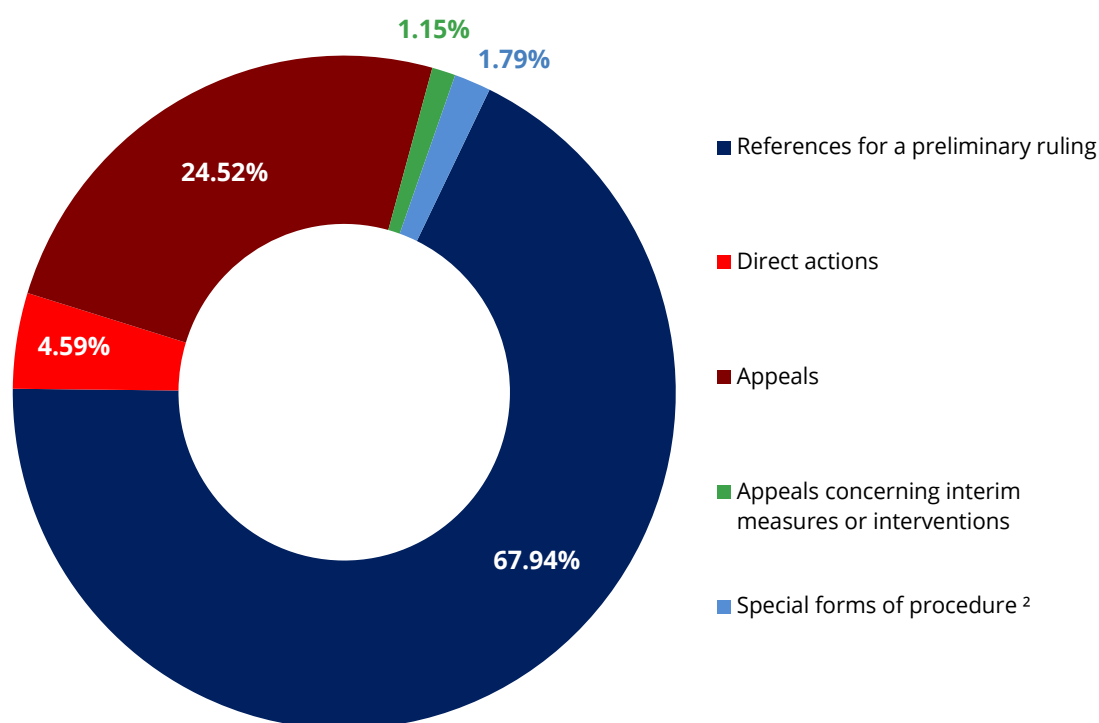


Actions for failure of a Member State to fulfil its obligations	2019	2020	2021	2022	2023	Total
Belgium	2	0	1	0	2	5
Bulgaria	2	1	2	1	9	15
Czech Republic	1	0	1	1	1	4
Denmark	0	1	0	1	2	4
Germany	1	1	0	1	3	6
Estonia	0	0	0	0	2	2
Ireland	1	0	3	3	1	8
Greece	2	2	2	1	2	9
Spain	6	2	0	2	1	11
France	0	0	1	0	1	2
Croatia	0	0	0	0	1	1
Italy	4	2	1	1	3	11
Cyprus	1	0	0	0	1	2
Latvia	0	0	0	2	2	4
Lithuania	0	0	0	0	0	0
Luxembourg	0	0	0	1	1	2
Hungary	4	0	1	3	4	12
Malta	0	0	0	2	3	5
Netherlands	0	0	0	2	1	3
Austria	4	1	0	0	0	5
Poland	1	1	7	1	4	14
Portugal	1	3	0	4	4	12
Romania	0	0	0	3	0	3
Slovenia	2	0	0	2	1	5
Slovakia	0	2	2	2	3	9
Finland	1	0	0	0	0	1
Sweden	0	1	1	1	0	3
United Kingdom	2	1	0	1	0	4
<b>Total</b>	<b>35</b>	<b>18</b>	<b>22</b>	<b>35</b>	<b>52</b>	<b>162</b>



## VII. Completed cases – Nature of proceedings (2019-2023) <sup>1</sup>

2023

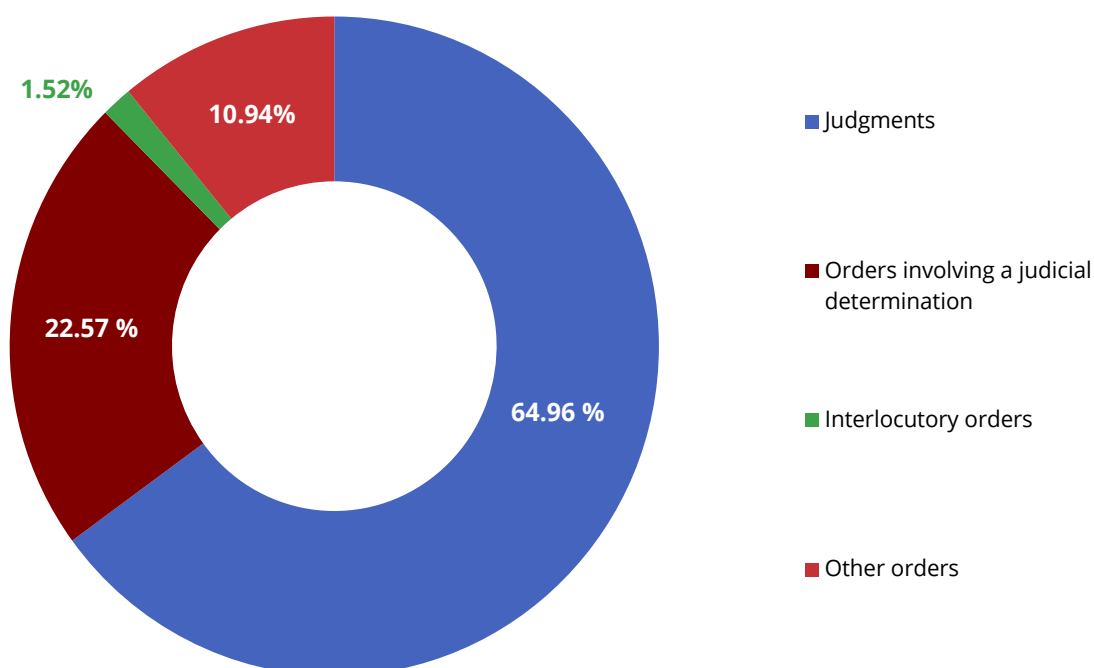


Nature of proceedings	2019	2020	2021	2022	2023
References for a preliminary ruling	601	534	547	564	532
Direct actions	42	37	30	36	36
Appeals	204	194	177	178	192
Appeals concerning interim measures or interventions	6	10	6	18	9
Requests for an opinion	1	0	1	1	0
Special forms of procedure <sup>2</sup>	11	17	11	11	14
<b>Total</b>	<b>865</b>	<b>792</b>	<b>772</b>	<b>808</b>	<b>783</b>

1| The figures given (gross figures) represent the total number of cases, without account being taken of the joinder of cases on the ground of similarity (one case number = one case).

2| The following are considered to be 'special forms of procedure': legal aid; taxation of costs; rectification; failure to adjudicate; application to set aside a judgment delivered by default; third-party proceedings; interpretation; revision; examination of a proposal by the First Advocate General to review a decision of the General Court; attachment procedure; cases concerning immunity.

## VIII. Completed cases – Judgments, opinions, orders (2023) <sup>1</sup>



Means by which the case was brought to a close	Judgments	Orders involving a judicial determination <sup>2</sup>	Interlocutory orders <sup>3</sup>	Other orders <sup>4</sup>	Opinions	Total
References for a preliminary ruling	355	70	0	55	0	480
Direct actions	26	0	1	10	0	37
Appeals	88	83	2	8	0	181
Appeals concerning interim measures or interventions	0	0	8	2	0	10
Requests for an opinion	0	0	0	0	0	0
Special forms of procedure	0	10	0	4	0	14
<b>Total</b>	<b>469</b>	<b>163</b>	<b>11</b>	<b>79</b>	<b>0</b>	<b>722</b>

1| The figures given (net figures) represent the number of cases after joinder on the ground of similarity (a set of joined cases = one case).

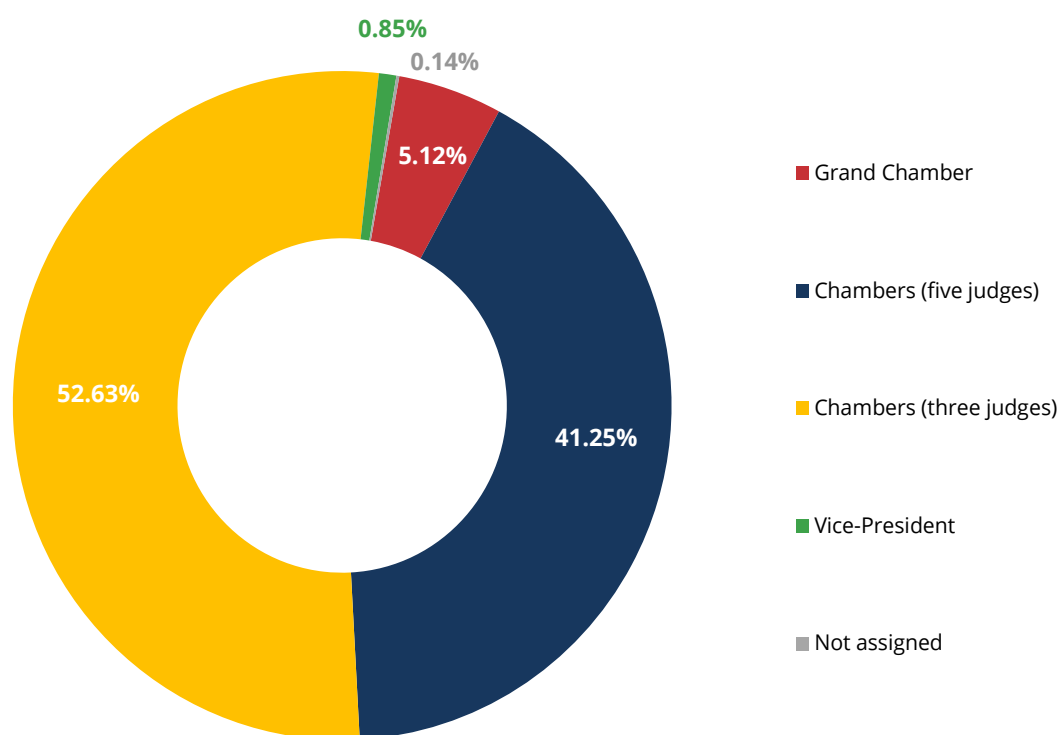
2| Orders terminating proceedings other than those removing a case from the register, declaring that there is no need to give a decision or referring a case to the General Court.

3| Orders made following an application on the basis of Articles 278 TFEU, 279 TFEU or 280 TFEU or the corresponding provisions of the EAEU Treaty, or following an appeal against an order concerning interim measures or intervention.

4| Orders terminating the case by removal from the register, declaration that there is no need to give a decision or referral to the General Court.

## IX. Cases completed by judgments, by opinions or by orders involving a judicial determination – Bench hearing action (2019-2023) <sup>1</sup>

2023



Bench hearing action	Judgments/opinions in 2019		Orders in 2019 <sup>2</sup>		Total in 2019		Judgments/opinions in 2020		Orders in 2020 <sup>2</sup>		Total in 2020		Judgments/opinions in 2021		Orders in 2021 <sup>2</sup>		Total in 2021		Judgments/opinions in 2022		Orders in 2022 <sup>2</sup>		Total in 2022		Judgments/opinions in 2023		Orders in 2023 <sup>2</sup>		Total in 2023	
Full Court	1	0	1	0	0	0	1	0	0	0	0	1	2	0	0	0	0	1	2	0	0	0	0	2	0	0	0	0	0	
Grand Chamber	77	0	77	70	0	70	83	0	83	74	3	77	36	0	36	83	74	3	77	36	0	36	77	36	0	36	83	74	3	36
Chambers (five judges)	317	21	338	237	4	241	271	6	277	253	10	263	287	3	290	317	21	338	237	4	241	271	6	277	253	10	263	287	3	290
Chambers (three judges)	163	176	339	191	142	333	154	154	308	193	172	365	209	161	370	163	176	339	191	142	333	154	154	308	193	172	365	209	161	370
Vice-President	0	6	6	0	10	10	0	6	6	0	13	13	0	6	6	0	6	0	13	13	0	6	6	0	6	0	13	13	0	6
Not assigned	0	2	2	0	3	3	0	2	2	0	4	4	0	1	1	0	2	0	4	4	0	1	1	0	1	0	4	4	0	1
Total	558	205	763	498	159	657	509	168	677	522	202	724	532	171	703	558	205	763	498	159	657	509	168	677	522	202	724	532	171	703

1| The figures given (gross figures) represent the total number of cases, without account being taken of the joinder of cases on the ground of similarity (one case number = one case).

2| Orders terminating proceedings other than those removing a case from the register, declaring that there is no need to give a decision or referring a case to the General Court.

## X. Cases completed by judgments, by opinions or by orders involving a judicial determination – Subject matter of the action (2019-2023) <sup>1</sup>

Subject matter of the action	2019	2020	2021	2022	2023
Access to documents	5	8	1	3	3
Agriculture	23	15	21	19	19
Approximation of laws	44	28	26	44	47
Arbitration clause	2	4	2	1	1
Area of freedom, security and justice	85	69	81	79	91
Citizenship of the Union	7	8	4	10	5
Commercial policy	11	4	7	9	11
Common fisheries policy	2	0	2	3	1
Common foreign and security policy	8	16	5	5	4
Company law	1	3	2	1	1
Competition	20	17	26	16	28
Consumer protection	38	36	39	32	45
Customs union and Common Customs Tariff	12	16	18	10	15
Economic and monetary policy	7	3	17	10	5
Economic, social and territorial cohesion	0	1	2	3	2
Education, vocational training, youth and sport	0	0	0	1	0
Employment	0	0	0	2	0
Energy	9	8	4	6	3
Environment	50	32	22	29	30
External action by the European Union	4	3	3	2	4
Financial provisions (budget, financial framework, own resources, combating fraud and so forth)	6	5	5	14	2
Free movement of capital	8	5	8	3	8
Free movement of goods	2	8	2	2	2
Freedom of establishment	5	6	7	21	7
Freedom of movement for persons	25	21	18	13	12
Freedom to provide services	23	13	17	13	13
Industrial policy	7	6	1	1	1
Intellectual property	92	76	61	63	59
Law governing the institutions	28	26	27	39	26
Principles of EU law	17	18	34	24	16
Public health	6	3	5	5	14
Public procurement	20	19	13	25	18
Registration, evaluation, authorisation and restriction of chemicals (REACH Regulation)	1	0	6	0	4
Research and technological development and space	1	1	0	0	0
Social policy	36	25	37	38	48

>>>

1| The figures given (gross figures) represent the total number of cases, without account being taken of the joinder of cases on the ground of similarity (one case number = one case).



Social security for migrant workers	12	6	3	6	8
State aid	20	28	31	31	33
Taxation	68	58	63	61	49
Trans-European networks	0	0	0	1	0
Transport	25	22	26	31	18
<b>TFEU</b>	<b>730</b>	<b>617</b>	<b>646</b>	<b>676</b>	<b>653</b>
Protection of the general public	1	0	1	0	1
<b>Euratom Treaty</b>	<b>1</b>	<b>0</b>	<b>1</b>	<b>0</b>	<b>1</b>
Principles of EU law	1	1	0	0	1
<b>EU Treaty</b>	<b>1</b>	<b>1</b>	<b>0</b>	<b>0</b>	<b>1</b>
Law governing the institutions	0	0	0	0	3
<b>UK Withdrawal Agreement</b>	<b>0</b>	<b>0</b>	<b>0</b>	<b>0</b>	<b>3</b>
Law governing the institutions	2	0	0	0	2
Principles of EU law	0	0	0	1	4
Privileges and immunities	0	4	3	0	1
Procedure	11	13	8	9	11
Staff Regulations	18	22	19	38	27
<b>Others</b>	<b>31</b>	<b>39</b>	<b>30</b>	<b>48</b>	<b>45</b>
<b>OVERALL TOTAL</b>	<b>763</b>	<b>657</b>	<b>677</b>	<b>724</b>	<b>703</b>

## XI. Cases completed by judgments, by opinions or by orders involving a judicial determination – Subject matter of the action (2023) <sup>1</sup>

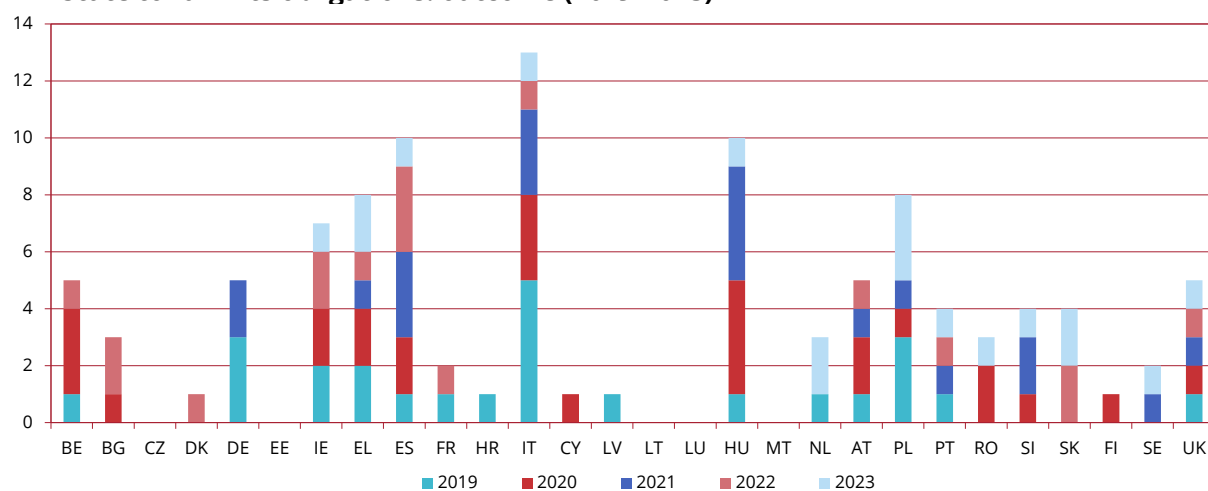
Subject matter of the action	Judgments/ opinions	Orders <sup>2</sup>	Total
Access to documents	3	0	3
Agriculture	17	2	19
Approximation of laws	47	0	47
Arbitration clause	1	0	1
Area of freedom, security and justice	82	9	91
Citizenship of the Union	5	0	5
Commercial policy	9	2	11
Common fisheries policy	1	0	1
Common foreign and security policy	2	2	4
Company law	0	1	1
Competition	23	5	28
Consumer protection	37	8	45
Customs union and Common Customs Tariff	14	1	15
Economic and monetary policy	5	0	5
Economic and social cohesion	2	0	2
Energy	2	1	3
Environment	23	7	30
External action by the European Union	4	0	4
Financial provisions (budget, financial framework, own resources, combating fraud and so forth)	2	0	2
Free movement of capital	8	0	8
Free movement of goods	2	0	2
Freedom of establishment	7	0	7
Freedom of movement for persons	9	3	12
Freedom to provide services	10	3	13
Industrial policy	1	0	1
Intellectual property	12	47	59
Law governing the institutions	14	12	26
Principles of EU law	9	7	16
Public health	10	4	14
Public procurement	10	8	18
Registration, evaluation, authorisation and restriction of chemicals (REACH Regulation)	4	0	4
Social policy	45	3	48
Social security for migrant workers	6	2	8
State aid	29	4	33

>>>

- 1| The figures given (gross figures) represent the total number of cases, without account being taken of the joinder of cases on the ground of similarity (one case number = one case).
- 2| Orders terminating proceedings other than those removing a case from the register, declaring that there is no need to give a decision or referring a case to the General Court.

Taxation	42	7	<b>49</b>
Transport	15	3	<b>18</b>
<b>TFEU</b>	<b>512</b>	<b>141</b>	<b>653</b>
Protection of the general public	1	0	1
<b>Euratom Treaty</b>	<b>1</b>	<b>0</b>	<b>1</b>
Principles of EU law	0	1	1
<b>EU Treaty</b>	<b>0</b>	<b>1</b>	<b>1</b>
Law governing the institutions	3	0	3
<b>UK Withdrawal Agreement</b>	<b>3</b>	<b>0</b>	<b>3</b>
Law governing the institutions	0	2	2
Principles of EU law	1	3	4
Privileges and immunities	0	1	1
Procedure	0	11	11
Staff Regulations	15	12	27
<b>Others</b>	<b>16</b>	<b>29</b>	<b>45</b>
<b>OVERALL TOTAL</b>	<b>532</b>	<b>171</b>	<b>703</b>

## XII. Completed cases – Judgments concerning failure of a Member State to fulfil its obligations: outcome (2019-2023) <sup>1</sup>

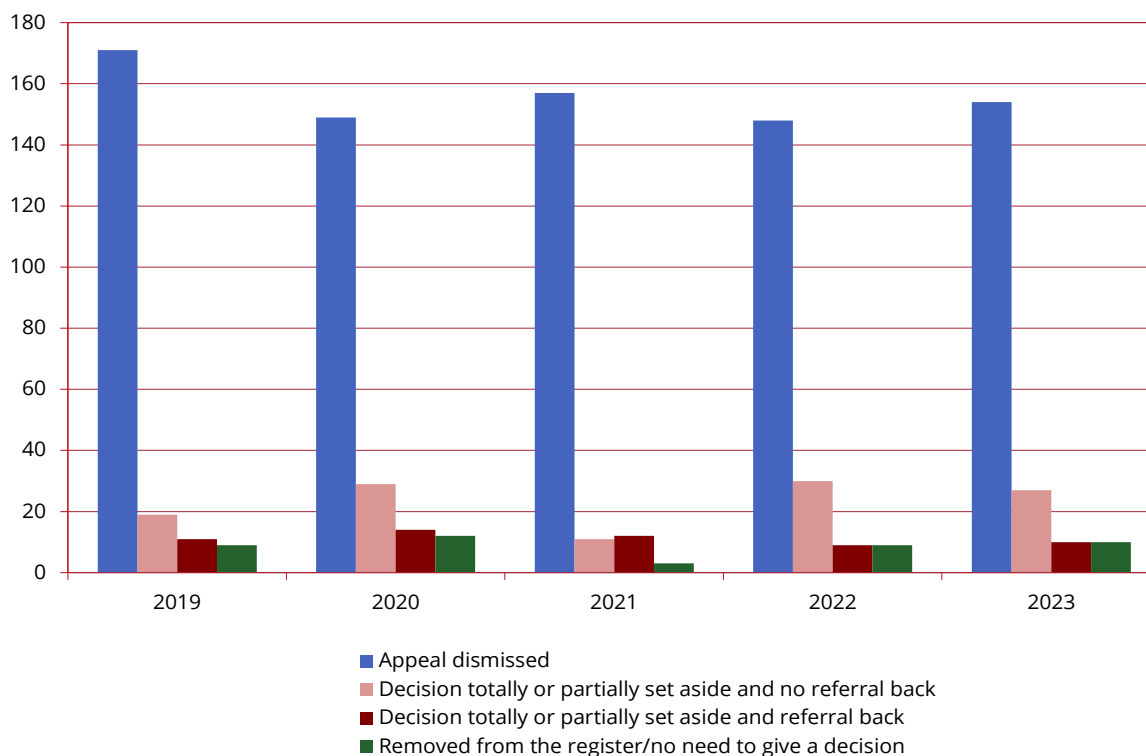


Judgments concerning failure to fulfil obligations	Infringement declared in 2019	Dismissed in 2019	Infringement declared in 2020	Dismissed in 2020	Infringement declared in 2021	Dismissed in 2021	Infringement declared in 2022	Dismissed in 2022	Infringement declared in 2023	Dismissed in 2023
Belgium	1	0	3	0	0	0	1	0	0	0
Bulgaria	0	0	1	0	0	0	2	0	0	1
Czech Republic	0	1	0	0	0	0	0	0	0	0
Denmark	0	0	0	0	0	0	1	0	0	1
Germany	3	0	0	1	2	0	0	0	0	1
Estonia	0	0	0	0	0	0	0	0	0	0
Ireland	2	0	2	0	0	0	2	0	1	0
Greece	2	0	2	0	1	0	1	0	2	0
Spain	1	1	2	0	3	0	3	0	1	0
France	1	0	0	0	0	0	1	0	0	0
Croatia	1	0	0	1	0	0	0	0	0	0
Italy	5	1	3	0	3	1	1	0	1	0
Cyprus	0	0	1	0	0	0	0	0	0	0
Latvia	1	0	0	0	0	0	0	0	0	0
Lithuania	0	0	0	0	0	0	0	0	0	0
Luxembourg	0	0	0	0	0	0	0	0	0	0
Hungary	1	0	4	0	4	0	0	0	1	1
Malta	0	0	0	0	0	0	0	0	0	0
Netherlands	1	0	0	0	0	0	0	0	2	0
Austria	1	0	2	0	1	1	1	0	0	0
Poland	3	0	1	0	1	0	0	2	3	1
Portugal	1	0	0	1	1	0	1	0	1	0
Romania	0	0	2	0	0	0	0	0	1	0
Slovenia	0	0	1	0	2	0	0	0	1	0
Slovakia	0	0	0	0	0	0	2	0	2	0
Finland	0	0	1	0	0	0	0	0	0	0
Sweden	0	0	0	0	1	0	0	0	1	0
United Kingdom	1	0	1	0	1	0	1	0	1	0
<b>Total</b>	<b>25</b>	<b>3</b>	<b>26</b>	<b>3</b>	<b>20</b>	<b>2</b>	<b>17</b>	<b>2</b>	<b>18</b>	<b>5</b>

1| The figures given (net figures) represent the number of cases after joinder on the ground of similarity (a set of joined cases = one case).



### XIII. Completed cases – Appeals: outcome (2019-2023) <sup>1 2</sup>

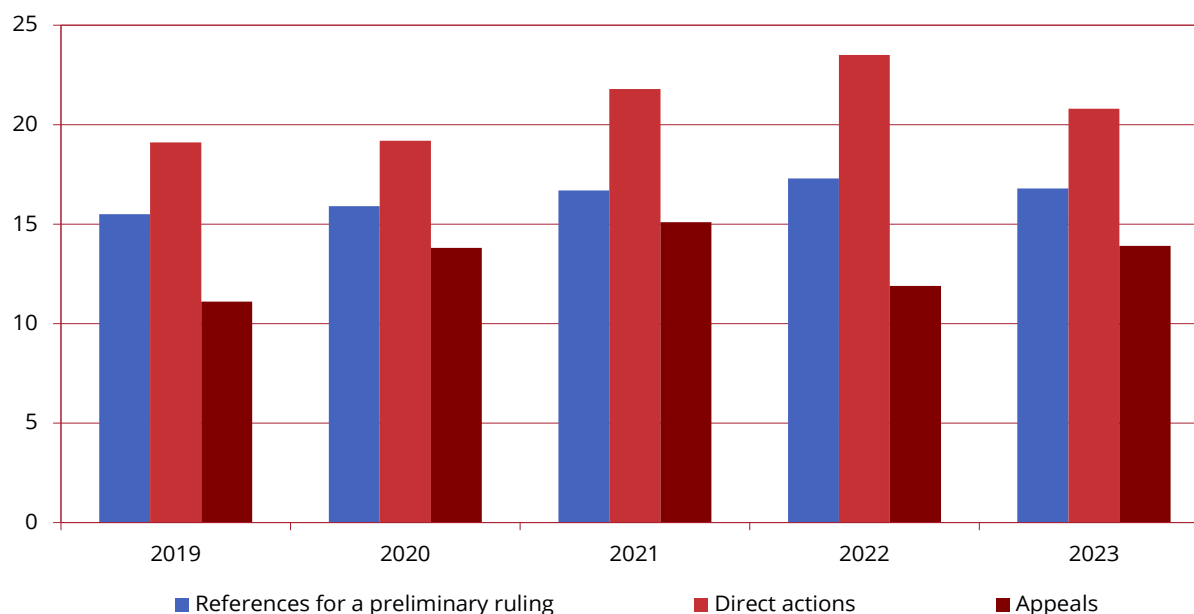


Appeals - how case brought to a close	Judgments in 2019		Orders in 2019		Total in 2019		Judgments in 2020		Orders in 2020		Total in 2020		Judgments in 2021		Orders in 2021		Total in 2021		Judgments in 2022		Orders in 2022		Total in 2022		Judgments in 2023		Orders in 2023		Total in 2023	
Appeal dismissed	62	109	171	72	77	149	71	86	157	51	97	148	70	84	154															
Decision totally or partially set aside and no referral back	18	1	19	29	0	29	11	0	11	18	12	30	25	2	27															
Decision totally or partially set aside and referral back	9	2	11	14	0	14	12	0	12	8	1	9	6	4	10															
Removed from the register/no need to give a decision	0	9	9	0	12	12	0	3	3	1	8	9	0	10	10															
Total	89	121	210	115	89	204	94	89	183	78	118	196	101	100	201															

1] More detailed information on appeals brought against the decisions of the General Court is included in the Statistics concerning the Judicial Activity of the General Court.

2] The figures given (gross figures) represent the total number of cases, without account being taken of the joinder of cases on the ground of similarity (one case number = one case). They also include the appeals referred to in Article 58a of the Protocol on the Statute of the Court of Justice of the European Union and declared inadmissible or not allowed to proceed pursuant to Articles 170a or 170b of the Rules of Procedure. For more detailed information on the mechanism referred to in Article 58a of the Statute, see Table XX of the present report.

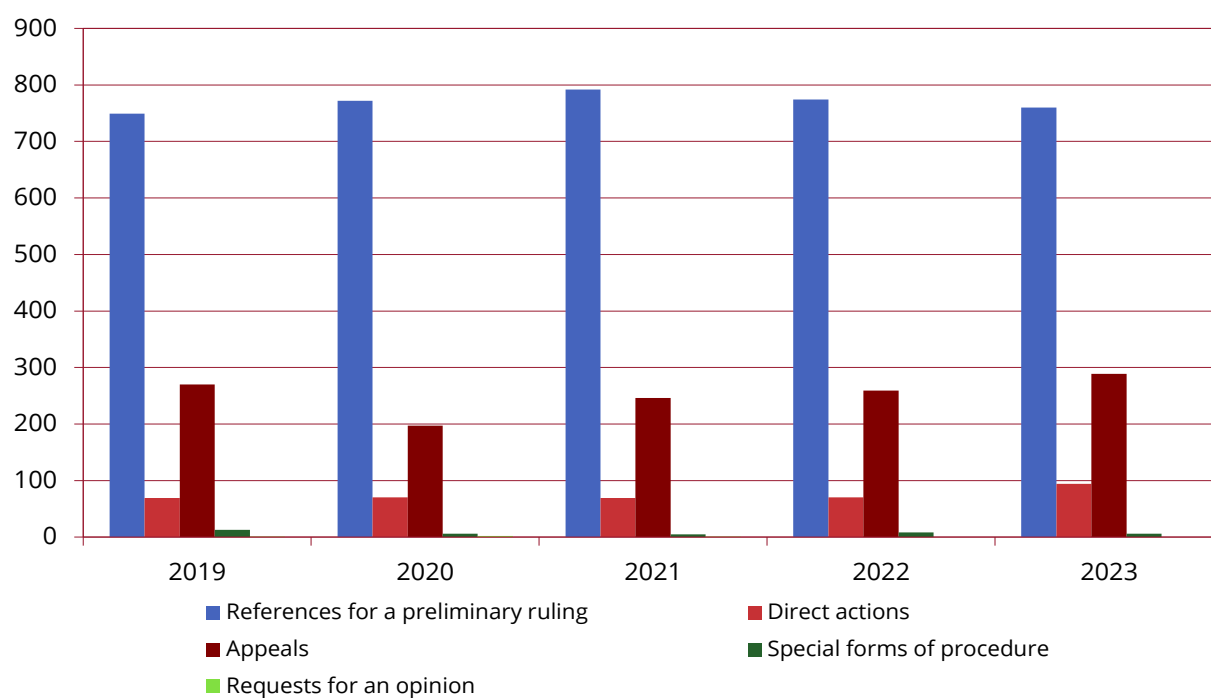
#### XIV. Completed cases – Duration of proceedings in months (2019-2023) <sup>1</sup> (judgments and orders involving a judicial determination)



Completed cases	2019	2020	2021	2022	2023
References for a preliminary ruling	15.5	15.9	16.7	17.3	16.8
Urgent preliminary ruling procedure	3.7	3.9	3.7	4.5	4.3
Expedited procedures	9.9	0	10.7	7.4	0
Direct actions	19.1	19.2	21.8	23.5	20.8
Expedited procedures	10.3	0	0	11.4	0
Appeals	11.1	13.8	15.1	11.9	13.9
Expedited procedures	0	0	8.4	0	0

1| The following types of cases are excluded from the calculation of the duration of proceedings: cases involving an interlocutory judgment or a measure of inquiry; opinions; special forms of procedure (namely legal aid, taxation of costs, rectification, failure to adjudicate, application to set aside a judgment delivered by default, third-party proceedings, interpretation, revision, examination of a proposal by the First Advocate General to review a decision of the General Court, attachment procedure and cases concerning immunity); cases terminated by an order removing the case from the register, declaring that there is no need to give a decision or referring the case to the General Court; proceedings for interim measures and appeals concerning interim measures and interventions.

## XV. Cases pending as at 31 December – Nature of proceedings (2019-2023) <sup>1</sup>

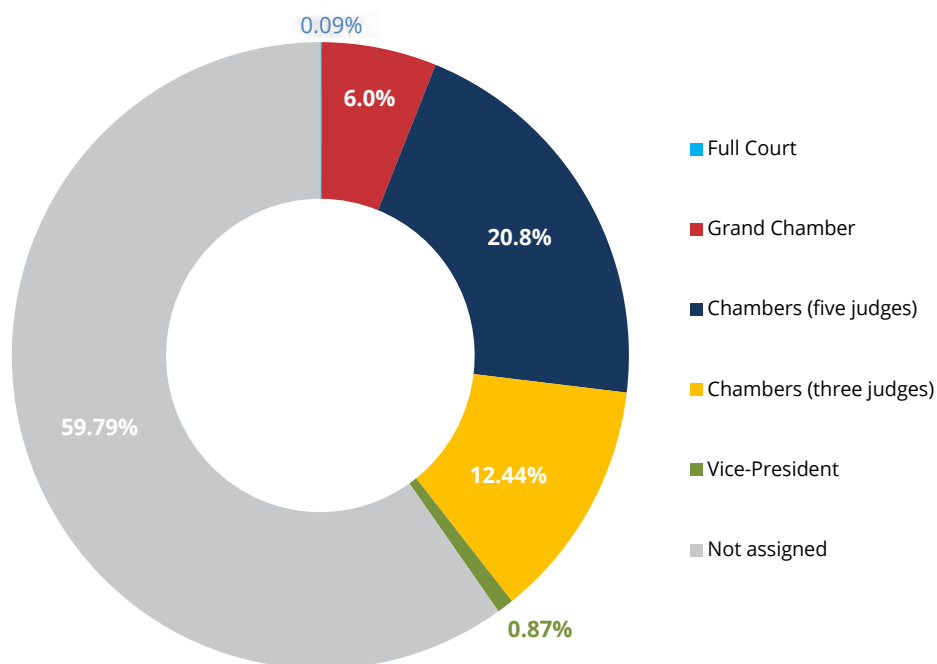


Nature of proceedings	2019	2020	2021	2022	2023
References for a preliminary ruling	749	772	792	774	760
Direct actions	69	70	69	70	94
Appeals	270	197	246	259	289
Special forms of procedure <sup>2</sup>	13	6	5	8	6
Requests for an opinion	1	2	1	0	0
<b>Total</b>	<b>1 102</b>	<b>1 047</b>	<b>1 113</b>	<b>1 111</b>	<b>1 149</b>

- 1| The figures given (gross figures) represent the total number of cases, without account being taken of the joinder of cases on the ground of similarity (one case number = one case).
- 2| The following are considered to be 'special forms of procedure': legal aid; taxation of costs; rectification; failure to adjudicate; application to set aside a judgment delivered by default; third-party proceedings; interpretation; revision; examination of a proposal by the First Advocate General to review a decision of the General Court; attachment procedure; cases concerning immunity.

## XVI. Cases pending as at 31 December – Bench hearing action (2019-2023) <sup>1</sup>

2023



Bench hearing action	2019	2020	2021	2022	2023
Full Court	0	1	2	0	1
Grand Chamber	65	74	71	46	69
Chambers (five judges)	192	225	208	244	239
Chambers (three judges)	130	103	118	154	143
Vice-President	4	0	3	1	10
Not assigned	711	644	711	666	687
<b>Total</b>	<b>1 102</b>	<b>1 047</b>	<b>1 113</b>	<b>1 111</b>	<b>1 149</b>

<sup>1</sup> The figures given (gross figures) represent the total number of cases, without account being taken of the joinder of cases on the ground of similarity (one case number = one case).



## XVII. Expedited procedures (2019-2023)

### Requests for an expedited procedure <sup>1</sup>

Requests for an expedited procedure	2019	2020	2021	2022	2023	Total
References for a preliminary ruling	50	40	56	35	29	210
Direct actions	3	0	3	0	0	6
Appeals	4	2	1	2	2	11
Appeals concerning interim measures or interventions	0	0	0	1	0	1
Special forms of procedure	1	0	0	0	0	1
<b>Total</b>	<b>58</b>	<b>42</b>	<b>60</b>	<b>38</b>	<b>31</b>	<b>229</b>

### Requests for an expedited procedure – Outcome <sup>2</sup>

Outcome	2019	2020	2021	2022	2023	Total
Granted	3	3	5	0	0	11
Not granted	56	34	57	31	18	196
Not acted upon <sup>3</sup>	1	3	2	5	8	19
Decision pending	6	8	4	6	11	35
<b>Total</b>	<b>66</b>	<b>48</b>	<b>68</b>	<b>42</b>	<b>37</b>	<b>261</b>

- 1| The figures mentioned in this table refer to the number of requests made during the year in question, irrespective of the year in which the relevant case was brought.
- 2| The figures mentioned in this table refer to the number of decisions taken, during the year in question, concerning a request for the urgent procedure to be applied, irrespective of the year in which such a request was made.
- 3| There was no need to give a formal ruling on the request because it was withdrawn or the case was removed from the register or completed by judgment or order.

## XVIII. Urgent preliminary ruling procedure (2019-2023)

### Requests for the urgent preliminary ruling procedure to be applied <sup>1</sup>

Requests for the urgent preliminary ruling procedure to be applied	2019	2020	2021	2022	2023	Total
Judicial cooperation in civil matters	0	2	1	1	0	4
Judicial cooperation in criminal matters	10	8	8	6	3	35
Police cooperation	4	0	0	0	0	4
Borders, asylum and immigration	5	6	8	2	4	25
Others	1	1	14	5	3	24
<b>Total</b>	<b>20</b>	<b>17</b>	<b>31</b>	<b>14</b>	<b>10</b>	<b>92</b>

### Requests for the urgent preliminary ruling procedure to be applied – Outcome <sup>2</sup>

Outcome	2019	2020	2021	2022	2023	Total
Granted	11	11	9	7	2	40
Not granted	7	8	20	8	8	51
Not acted upon <sup>3</sup>	0	0	1	0	0	1
Decision pending	2	0	1	0	0	3
<b>Total</b>	<b>20</b>	<b>19</b>	<b>31</b>	<b>15</b>	<b>10</b>	<b>95</b>

- 1| The figures mentioned in this table refer to the number of requests made during the year in question, irrespective of the year in which the relevant case was brought.
- 2| The figures mentioned in this table refer to the number of decisions taken, during the year in question, concerning a request for the urgent procedure to be applied, irrespective of the year in which such a request was made.
- 3| There was no need to give a formal ruling on the request because it was withdrawn or the case was removed from the register or completed by judgment or order.

## XIX. Proceedings for interim measures (2019-2023)

### Applications for interim measures <sup>1</sup>

Applications for interim measures	2019	2020	2021	2022	2023	Total
Agriculture	1	0	1	0	0	2
Arbitration clause	0	0	0	1	0	1
Common foreign and security policy	0	0	0	0	2	2
Competition	3	0	0	0	0	3
Energy	0	0	1	0	0	1
Environment	0	0	1	0	1	2
Financial provisions (budget, financial framework, own resources, combating fraud and so forth)	0	0	0	1	0	1
Intellectual property	0	0	1	0	0	1
Law governing the institutions	0	0	1	0	0	1
Principles of EU law	0	1	1	0	0	2
Public health	0	0	0	0	4	4
Public procurement	0	0	0	1	2	3
Registration, evaluation, authorisation and restriction of chemicals (REACH Regulation)	1	0	0	0	0	1
State aid	1	1	1	0	0	3
Transport	0	1	1	1	0	3
<b>Total</b>	<b>6</b>	<b>3</b>	<b>8</b>	<b>4</b>	<b>9</b>	<b>30</b>

### Applications for interim measures – outcome <sup>2</sup>

Outcome	2019	2020	2021	2022	2023	Total
Granted	1	1	2	0	3	7
Not granted	4	1	4	2	3	14
Not acted upon <sup>3</sup>	0	1	2	2	1	6
Decision pending	1	1	1	2	4	9
<b>Total</b>	<b>6</b>	<b>4</b>	<b>9</b>	<b>6</b>	<b>11</b>	<b>36</b>

- 1| The figures mentioned in this table refer to the number of requests made during the year in question, irrespective of the year in which the relevant case was brought.
- 2| The figures mentioned in this table refer to the number of decisions taken, during the year in question, concerning an application for interim measures, irrespective of the year in which such an application was made.
- 3| There was no need to give a formal ruling on the request because it was withdrawn or the case was removed from the register or completed by judgment or order.

## XX. Appeals referred to in Article 58a of the Statute (2019-2023)

### Appeals brought against a decision of the General Court concerning the decision of an independent board of appeal

Appeals brought against a decision of the General Court concerning the decision of an independent board of appeal	2019	2020	2021	2022	2023	Total
European Union Intellectual Property Office	36	40	60	39	52	227
Community Plant Variety Office	2	0	0	0	0	2
<b>Total</b>	<b>38</b>	<b>40</b>	<b>60</b>	<b>39</b>	<b>52</b>	<b>229</b>

### Decisions as to whether the appeal should be allowed to proceed <sup>1</sup>

Decisions as to whether the appeal should be allowed to proceed	2019	2020	2021	2022	2023	Total
Allowed to proceed	0	0	1	2	4	7
Not allowed to proceed	27	37	47	39	44	194
Inadmissible	2	3	2	4	1	12
Not acted upon	0	1	0	1	1	3
<b>Total</b>	<b>29</b>	<b>41</b>	<b>50</b>	<b>46</b>	<b>50</b>	<b>216</b>

1| The figures mentioned in this table refer to the number of decisions taken during the year in question, irrespective of the year in which the request that the appeal be allowed to proceed was made.

**XXI. General trend in the work of the Court (1952-2023) –  
New cases and judgments or opinions**

Year	New cases <sup>1</sup>							Judgments/ opinions <sup>2</sup>
	References for a preliminary ruling	Direct actions	Appeals	Appeals concerning interim measures or interventions	Requests for an opinion	Total	Applications for interim measures	
1953	0	4	0	0	0	4	0	0
1954	0	10	0	0	0	10	0	2
1955	0	9	0	0	0	9	2	4
1956	0	11	0	0	0	11	2	6
1957	0	19	0	0	0	19	2	4
1958	0	43	0	0	0	43	0	10
1959	0	46	0	0	1	47	5	13
1960	0	22	0	0	1	23	2	18
1961	1	24	0	0	1	26	1	11
1962	5	30	0	0	0	35	2	20
1963	6	99	0	0	0	105	7	17
1964	6	49	0	0	0	55	4	31
1965	7	55	0	0	0	62	4	52
1966	1	30	0	0	0	31	2	24
1967	23	14	0	0	0	37	0	24
1968	9	24	0	0	0	33	1	27
1969	17	60	0	0	0	77	2	30
1970	32	47	0	0	0	79	0	64
1971	37	59	0	0	0	96	1	60
1972	40	42	0	0	0	82	2	61
1973	61	131	0	0	0	192	6	80
1974	39	63	0	0	0	102	8	63
1975	69	61	0	0	1	131	5	78
1976	75	51	0	0	1	127	6	88
1977	84	74	0	0	0	158	6	100
1978	123	146	0	0	1	270	7	97
1979	106	1 218	0	0	0	1 324	6	138
1980	99	180	0	0	0	279	14	132
1981	108	214	0	0	0	322	17	128
1982	129	217	0	0	0	346	16	185
1983	98	199	0	0	0	297	11	151
1984	129	183	0	0	0	312	17	165
1985	139	294	0	0	0	433	23	211
1986	91	238	0	0	0	329	23	174

>>>

1| The figures mentioned in this table relate to all the cases brought before the Court with the exception of special forms of procedure.

2| The figures mentioned in this column refer to the number of judgments or opinions delivered by the Court, with account being taken of the joinder of cases on the ground of similarity (a set of joined cases = one case).

Year	New cases <sup>1</sup>							Judgments/ opinions <sup>2</sup>
	References for a preliminary ruling	Direct actions	Appeals	Appeals concerning interim measures or interventions	Requests for an opinion	Total	Applications for interim measures	
1987	144	251	0	0	0	395	21	208
1988	179	193	0	0	0	372	17	238
1989	139	244	0	0	0	383	19	188
1990	141	221	15	1	0	378	12	193
1991	186	140	13	1	2	342	9	204
1992	162	251	24	1	2	440	5	210
1993	204	265	17	0	0	486	13	203
1994	203	125	12	1	3	344	4	188
1995	251	109	46	2	0	408	3	172
1996	256	132	25	3	0	416	4	193
1997	239	169	30	5	0	443	1	242
1998	264	147	66	4	0	481	2	254
1999	255	214	68	4	0	541	4	235
2000	224	197	66	13	2	502	4	273
2001	237	187	72	7	0	503	6	243
2002	216	204	46	4	0	470	1	269
2003	210	277	63	5	1	556	7	308
2004	249	219	52	6	1	527	3	375
2005	221	179	66	1	0	467	2	362
2006	251	201	80	3	0	535	1	351
2007	265	222	79	8	0	574	3	379
2008	288	210	78	8	1	585	3	333
2009	302	143	105	2	1	553	1	376
2010	385	136	97	6	0	624	3	370
2011	423	81	162	13	0	679	3	370
2012	404	73	136	3	1	617	0	357
2013	450	72	161	5	2	690	1	434
2014	428	74	111	0	1	614	3	416
2015	436	48	206	9	3	702	2	399
2016	470	35	168	7	0	680	3	412
2017	533	46	141	6	1	727	3	466
2018	568	63	193	6	0	830	6	462
2019	641	41	256	10	1	949	6	491
2020	557	38	125	6	1	727	3	451
2021	567	29	223	9	0	828	8	450
2022	546	37	193	16	0	792	4	466
2023	518	60	213	18	0	809	9	469
<b>Total</b>	<b>13 546</b>	<b>9 299</b>	<b>3 408</b>	<b>193</b>	<b>29</b>	<b>26 475</b>	<b>403</b>	<b>14 278</b>

1| The figures mentioned in this table relate to all the cases brought before the Court with the exception of special forms of procedure.

2| The figures mentioned in this column refer to the number of judgments or opinions delivered by the Court, with account being taken of the joinder of cases on the ground of similarity (a set of joined cases = one case).

**XXII. General trend in the work of the Court (1952-2023) -  
New references for a preliminary ruling by Member State per year**

Year	BE	BG	CZ	DK	DE	EE	IE	EL	ES	FR	HR	IT	CY	LV	LT	LU	HU	MT	NL	AT	PL	PT	RO	SI	SK	FI	SE	UK	Others <sup>1</sup>	Total
1961	0	0	0	0	0	0	0	0	0	0	0	0	0	0	0	0	0	0	1	0	0	0	0	0	0	0	0	0	0	1
1962	0	0	0	0	0	0	0	0	0	0	0	0	0	0	0	0	0	0	5	0	0	0	0	0	0	0	0	0	0	5
1963	0	0	0	0	0	0	0	0	0	0	0	0	0	0	0	1	0	0	5	0	0	0	0	0	0	0	0	0	0	6
1964	0	0	0	0	0	0	0	0	0	0	0	2	0	0	0	0	0	0	4	0	0	0	0	0	0	0	0	0	0	6
1965	0	0	0	0	4	0	0	0	0	2	0	0	0	0	0	0	0	0	1	0	0	0	0	0	0	0	0	0	0	7
1966	0	0	0	0	0	0	0	0	0	0	0	0	0	0	0	0	0	0	1	0	0	0	0	0	0	0	0	0	0	1
1967	5	0	0	0	11	0	0	0	0	3	0	0	0	0	0	1	0	0	3	0	0	0	0	0	0	0	0	0	0	23
1968	1	0	0	0	4	0	0	0	0	1	0	1	0	0	0	0	0	0	2	0	0	0	0	0	0	0	0	0	0	9
1969	4	0	0	0	11	0	0	0	0	1	0	0	0	0	0	1	0	0	0	0	0	0	0	0	0	0	0	0	0	17
1970	4	0	0	0	21	0	0	0	0	2	0	2	0	0	0	0	0	0	3	0	0	0	0	0	0	0	0	0	0	32
1971	1	0	0	0	18	0	0	0	0	6	0	5	0	0	0	1	0	0	6	0	0	0	0	0	0	0	0	0	0	37
1972	5	0	0	0	20	0	0	0	0	1	0	4	0	0	0	0	0	0	10	0	0	0	0	0	0	0	0	0	0	40
1973	8	0	0	0	37	0	0	0	0	4	0	5	0	0	0	1	0	0	6	0	0	0	0	0	0	0	0	0	0	61
1974	5	0	0	0	15	0	0	0	0	6	0	5	0	0	0	0	0	0	7	0	0	0	0	0	0	0	0	1	0	39
1975	7	0	0	1	26	0	0	0	0	15	0	14	0	0	0	1	0	0	4	0	0	0	0	0	0	0	0	1	0	69
1976	11	0	0	0	28	0	1	0	0	8	0	12	0	0	0	0	0	0	14	0	0	0	0	0	0	0	0	1	0	75
1977	16	0	0	1	30	0	2	0	0	14	0	7	0	0	0	0	0	0	9	0	0	0	0	0	0	0	0	5	0	84
1978	7	0	0	3	46	0	1	0	0	12	0	11	0	0	0	0	0	0	38	0	0	0	0	0	0	0	0	5	0	123
1979	13	0	0	1	33	0	2	0	0	18	0	19	0	0	0	1	0	0	11	0	0	0	0	0	0	0	0	8	0	106
1980	14	0	0	2	24	0	3	0	0	14	0	19	0	0	0	0	0	0	17	0	0	0	0	0	0	0	0	6	0	99
1981	12	0	0	1	41	0	0	0	0	17	0	11	0	0	0	4	0	0	17	0	0	0	0	0	0	0	0	5	0	108
1982	11	0	0	1	36	0	0	0	0	38	0	18	0	0	0	0	0	0	21	0	0	0	0	0	0	0	0	4	0	129
1983	9	0	0	4	36	0	2	0	0	15	0	7	0	0	0	0	0	0	19	0	0	0	0	0	0	0	0	6	0	98
1984	13	0	0	2	38	0	1	0	0	34	0	10	0	0	0	0	0	0	22	0	0	0	0	0	0	0	0	9	0	129
1985	13	0	0	0	40	0	2	0	0	45	0	11	0	0	0	6	0	0	14	0	0	0	0	0	0	0	0	8	0	139
1986	16	0	0	4	18	0	4	2	1	19	0	5	0	0	0	1	0	0	13	0	0	0	0	0	0	0	0	8	0	91
1987	15	0	0	5	32	0	2	17	1	36	0	5	0	0	0	3	0	0	19	0	0	0	0	0	0	0	0	9	0	144
1988	32	0	0	4	34	0	0	0	1	37	0	28	0	0	0	2	0	0	25	0	0	0	0	0	0	0	0	16	0	179
1989	13	0	0	2	47	0	1	2	2	28	0	10	0	0	0	1	0	0	18	0	0	1	0	0	0	0	0	14	0	139
1990	18	0	0	5	34	0	4	2	6	20	0	25	0	0	0	4	0	0	9	0	0	2	0	0	0	0	0	12	0	141
1991	19	0	0	2	54	0	2	3	5	29	0	36	0	0	0	2	0	0	17	0	0	3	0	0	0	0	0	14	0	186
1992	17	0	0	3	62	0	0	1	5	15	0	22	0	0	0	1	0	0	17	0	0	1	0	0	0	0	0	18	0	162

>>>

1| Case C-265/00, **Campina Melkunie** (Cour de justice Benelux/Benelux Gerechtshof).  
Case C-196/09, **Miles and Others** (Complaints Board of the European Schools).  
Case C-169/15, **Montis Design** (Cour de justice Benelux/Benelux Gerechtshof).



Year	BE	BG	CZ	DK	DE	EE	IE	EL	ES	FR	HR	IT	CY	LV	LT	LU	HU	MT	NL	AT	PL	PT	RO	SI	SK	FI	SE	UK	Others <sup>1</sup>	Total
1993	22	0	0	7	57	0	1	5	7	22	0	24	0	0	0	1	0	0	43	0	0	3	0	0	0	0	0	12	0	204
1994	19	0	0	4	44	0	2	0	13	36	0	46	0	0	0	1	0	0	13	0	0	1	0	0	0	0	0	24	0	203
1995	14	0	0	8	51	0	3	10	10	43	0	58	0	0	0	2	0	0	19	2	0	5	0	0	0	0	6	20	0	251
1996	30	0	0	4	66	0	0	4	6	24	0	70	0	0	0	2	0	0	10	6	0	6	0	0	0	3	4	21	0	256
1997	19	0	0	7	46	0	1	2	9	10	0	50	0	0	0	3	0	0	24	35	0	2	0	0	0	6	7	18	0	239
1998	12	0	0	7	49	0	3	5	55	16	0	39	0	0	0	2	0	0	21	16	0	7	0	0	0	2	6	24	0	264
1999	13	0	0	3	49	0	2	3	4	17	0	43	0	0	0	4	0	0	23	56	0	7	0	0	0	4	5	22	0	255
2000	15	0	0	3	47	0	2	3	5	12	0	50	0	0	0	0	0	0	12	31	0	8	0	0	0	5	4	26	1	224
2001	10	0	0	5	53	0	1	4	4	15	0	40	0	0	0	2	0	0	14	57	0	4	0	0	0	3	4	21	0	237
2002	18	0	0	8	59	0	0	7	3	8	0	37	0	0	0	4	0	0	12	31	0	3	0	0	0	7	5	14	0	216
2003	18	0	0	3	43	0	2	4	8	9	0	45	0	0	0	4	0	0	28	15	0	1	0	0	0	4	4	22	0	210
2004	24	0	0	4	50	0	1	18	8	21	0	48	0	0	0	1	2	0	28	12	0	1	0	0	0	4	5	22	0	249
2005	21	0	1	4	51	0	2	11	10	17	0	18	0	0	0	2	3	0	36	15	1	2	0	0	0	4	11	12	0	221
2006	17	0	3	3	77	0	1	14	17	24	0	34	0	0	1	1	4	0	20	12	2	3	0	0	1	5	2	10	0	251
2007	22	1	2	5	59	2	2	8	14	26	0	43	0	0	1	0	2	0	19	20	7	3	1	0	1	5	6	16	0	265
2008	24	0	1	6	71	2	1	9	17	12	0	39	1	3	3	4	6	0	34	25	4	1	0	0	0	4	7	14	0	288
2009	35	8	5	3	59	2	0	11	11	28	0	29	1	4	3	0	10	1	24	15	10	3	1	2	1	2	5	28	1	302
2010	37	9	3	10	71	0	4	6	22	33	0	49	0	3	2	9	6	0	24	15	8	10	17	1	5	6	6	29	0	385
2011	34	22	5	6	83	1	7	9	27	31	0	44	0	10	1	2	13	0	22	24	11	11	14	1	3	12	4	26	0	423
2012	28	15	7	8	68	5	6	1	16	15	0	65	0	5	2	8	18	1	44	23	6	14	13	0	9	3	8	16	0	404
2013	26	10	7	6	97	3	4	5	26	24	0	62	3	5	10	0	20	0	46	19	11	14	17	1	4	4	12	14	0	450
2014	23	13	6	10	87	0	5	4	41	20	1	52	2	7	6	0	23	0	30	18	14	8	28	4	3	8	3	12	0	428
2015	32	5	8	7	79	2	8	2	36	25	5	47	0	9	8	7	14	0	40	23	15	8	18	5	5	4	7	16	1	436
2016	26	18	5	12	84	1	6	6	47	23	2	62	0	9	8	1	15	1	26	20	19	21	14	3	6	7	5	23	0	470
2017	21	16	4	8	149	7	12	4	23	25	3	57	0	5	10	1	22	0	38	31	19	21	16	3	6	13	8	11	0	533
2018	40	20	12	3	78	2	12	3	67	41	3	68	1	5	6	4	29	0	35	35	31	15	23	2	6	6	7	14	0	568
2019	38	24	5	1	114	3	10	5	64	32	10	70	1	12	7	6	20	1	28	37	39	14	49	5	10	7	11	18	0	641
2020	36	28	9	6	140	3	5	2	30	21	4	44	0	17	7	3	18	0	18	50	41	17	20	2	6	7	6	17	0	557
2021	36	58	8	6	106	2	11	2	35	23	5	46	0	12	15	5	17	0	27	37	34	20	38	7	2	10	5	0	0	567
2022	30	43	13	4	98	4	14	4	41	23	4	63	0	4	6	2	20	0	28	34	39	28	29	0	7	6	2	0	0	546
2023	30	51	12	5	94	4	2	6	32	19	4	43	1	15	6	2	18	2	21	23	48	13	40	6	8	5	8	0	0	518
Total	1 059	341	116	217	3 079	43	157	204	729	1 135	41	1 779	10	125	102	114	280	6	1 165	737	359	281	338	42	83	156	173	672	3	13 546

1| Case C-265/00, **Campina Melkunie** (Cour de justice Benelux/Benelux Gerechtshof).  
Case C-196/09, **Miles and Others** (Complaints Board of the European Schools).  
Case C-169/15, **Montis Design** (Cour de justice Benelux/Benelux Gerechtshof).

### XXIII. General trend in the work of the Court (1952-2023) –

#### New references for a preliminary ruling by Member State and by court or tribunal

Member State	Court or tribunal	Number of references	Total
<b>Belgium</b>	Cour constitutionnelle	40	<b>1 059</b>
	Cour de cassation	122	
	Conseil d'État	123	
	Other courts or tribunals	774	
<b>Bulgaria</b>	Върховен касационен съд	11	<b>341</b>
	Върховен административен съд	52	
	Other courts or tribunals	278	
<b>Czech Republic</b>	Ústavní soud	0	<b>116</b>
	Nejvyšší soud	18	
	Nejvyšší správní soud	49	
	Other courts or tribunals	49	
<b>Denmark</b>	Højesteret	39	<b>217</b>
	Other courts or tribunals	178	
<b>Germany</b>	Bundesverfassungsgericht	2	<b>3 079</b>
	Bundesgerichtshof	299	
	Bundesverwaltungsgericht	165	
	Bundesfinanzhof	362	
	Bundesarbeitsgericht	68	
	Bundessozialgericht	77	
	Other courts or tribunals	2 106	
<b>Estonia</b>	Riigikohus	20	<b>43</b>
	Other courts or tribunals	23	
<b>Ireland</b>	Supreme Court	51	<b>157</b>
	High Court	68	
	Other courts or tribunals	38	
<b>Greece</b>	Άρειος Πάγος	14	<b>204</b>
	Συμβούλιο της Επικρατείας	68	
	Ελεγκτικό Συνεδριο	3	
	Other courts or tribunals	119	
<b>Spain</b>	Tribunal Constitucional	1	<b>729</b>
	Tribunal Supremo	128	
	Other courts or tribunals	600	
<b>France</b>	Conseil constitutionnel	1	<b>1 135</b>
	Cour de cassation	164	
	Conseil d'État	177	
	Other courts or tribunals	793	
<b>Croatia</b>	Ustavni sud	1	<b>41</b>
	Vrhovni sud	2	
	Other courts or tribunals	38	

>>>

<b>Italy</b>	Corte Costituzionale	7	<b>1 779</b>
	Corte suprema di Cassazione	196	
	Consiglio di Stato	278	
	Other courts or tribunals	1 298	
<b>Cyprus</b>	Ανώτατο Δικαστήριο	4	<b>10</b>
	Other courts or tribunals	6	
<b>Latvia</b>	Satversmes tiesa	9	<b>125</b>
	Augstākā tiesa (Senāts)	81	
	Other courts or tribunals	35	
<b>Lithuania</b>	Konstitucinis Teismas	2	<b>102</b>
	Aukščiausiasis Teismas	31	
	Vyriausiasis administracinis teismas	45	
	Other courts or tribunals	24	
<b>Luxembourg</b>	Cour constitutionnelle	1	<b>114</b>
	Cour de cassation	31	
	Cour administrative	21	
	Other courts or tribunals	61	
<b>Hungary</b>	Kúria	43	<b>280</b>
	Fővárosi Ítéltábla	8	
	Szegedi Ítéltábla	5	
	Other courts or tribunals	224	
<b>Malta</b>	Qorti Kostituzzjonali	1	<b>6</b>
	Qorti tal-Appell	0	
	Other courts or tribunals	5	
<b>Netherlands</b>	Hoge Raad	314	<b>1 165</b>
	Raad van State	149	
	Centrale Raad van Beroep	72	
	College van Beroep voor het Bedrijfsleven	174	
	Tariefcommissie	35	
	Other courts or tribunals	421	
<b>Austria</b>	Verfassungsgerichtshof	4	<b>737</b>
	Oberster Gerichtshof	177	
	Verwaltungsgerichtshof	145	
	Other courts or tribunals	411	
<b>Poland</b>	Trybunał Konstytucyjny	1	<b>359</b>
	Sąd Najwyższy	59	
	Naczelny Sąd Administracyjny	73	
	Other courts or tribunals	226	
<b>Portugal</b>	Tribunal Constitucional	1	<b>281</b>
	Supremo Tribunal de Justiça	19	
	Supremo Tribunal Administrativo	94	
	Other courts or tribunals	167	
<b>Romania</b>	Curtea Constituțională	1	<b>338</b>
	Înalta Curte de Casație și Justiție	34	
	Curtea de Apel	173	
	Other courts or tribunals	130	

>>>

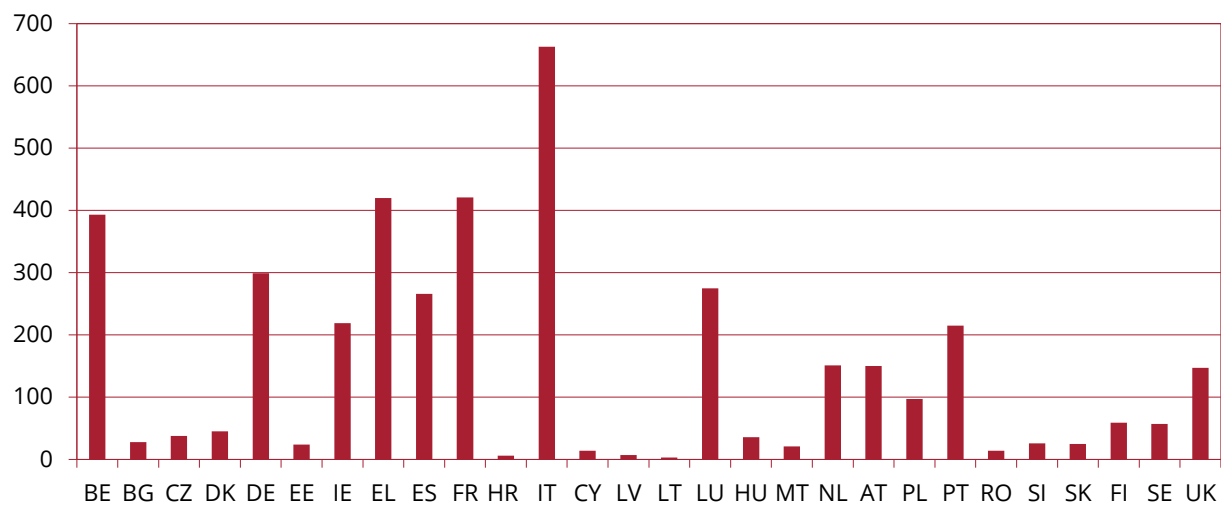
<b>Slovenia</b>	Ustavno sodišče	5	<b>42</b>
	Vrhovno sodišče	23	
	Other courts or tribunals	14	
<b>Slovakia</b>	Ústavný súd	1	<b>83</b>
	Najvyšší súd	25	
	Najvyšší správny súd	4	
	Other courts or tribunals	53	
<b>Finland</b>	Korkein oikeus	34	<b>156</b>
	Korkein hallinto-oikeus	73	
	Työtuomioistuin	5	
	Other courts or tribunals	44	
<b>Sweden</b>	Högsta Domstolen	28	<b>173</b>
	Högsta förvaltningsdomstolen	44	
	Marknadsdomstolen	5	
	Arbetsdomstolen	4	
	Other courts or tribunals	92	
<b>United Kingdom</b>	House of Lords	39	<b>672</b>
	Supreme Court	26	
	Other courts or tribunals	607	
<b>Others</b>	Cour de justice Benelux/Benelux Gerechtshof <sup>1</sup>	2	<b>3</b>
	Complaints Board of the European Schools <sup>2</sup>	1	
		<b>Total</b>	<b>13 546</b>

1| Case C-265/00, *Campina Melkunie*.  
Case C-169/15, *Montis Design*.

2| Case C-196/09, *Miles and Others*.

## XXIV. General trend in the work of the Court (1952-2023) –

### Actions for failure to fulfil obligations brought against the Member States



BE	BG	CZ	DK	DE	EE	IE	EL	ES	FR	HR	IT	CY	LV	LT	LU	HU	MT	NL	AT	PL	PT	RO	SI	SK	FI	SE	UK	Total
393	28	38	45	299	24	219	420	266	421	6	663	14	7	3	275	36	21	151	150	97	215	14	26	25	59	57	147	4 119

**XXV. Activity of the Registry of the Court of Justice (2019-2023)**

Type of intervention	2019	2020	2021	2022	2023
Documents entered in the register of the Registry	113 563	107 697	116 340	112 327	106 637
Pages lodged by e-Curia	217 687	166 614	270 236	305 863	444 456
Procedural documents lodged by e-Curia (percentage)	80%	79%	85%	87%	89%
Hearings convened and organised	270	157	107	178	188
Sittings for the delivery of Opinions convened and organised	296	269	283	273	257
Judgments, opinions and orders terminating the proceedings served on the parties	785	726	703	730	718
Minutes of hearings drawn up (oral submissions, Opinions and judgments)	1 058	877	841	918	914
Notices in the OJ concerning new cases	818	601	676	741	644
Notices in the OJ concerning completed cases	682	759	690	662	701









Court of Justice  
L-2925 Luxembourg  
Tel. +352 4303-1

General Court  
L-2925 Luxembourg  
Tel. +352 4303-1

The Court on the internet:

[curia.europa.eu](https://curia.europa.eu)

Text completed in February 2024 / Figures correct as at 31.12.2023

Layout: Court of Justice of the European Union | Communications Directorate | Publications and Electronic Media Unit, 2024

All photos © European Union unless otherwise stated.

Any use or reproduction of photos or other material of which the European Union is not the copyright holder is prohibited without the authorisation of the copyright holders.

Neither the Court of Justice of the European Union nor any person acting on behalf of the Institution may be held responsible for any use that may be made of the information contained herein.

Reuse is authorised provided the source is acknowledged.

© European Union, 2024



COURT OF JUSTICE  
OF THE EUROPEAN UNION

Directorate for Communication  
Publications and Electronic Media Unit

March 2024

