



COURT OF JUSTICE
OF THE EUROPEAN UNION

Annual Report 2024

Statistics concerning the judicial activity of the Court of Justice

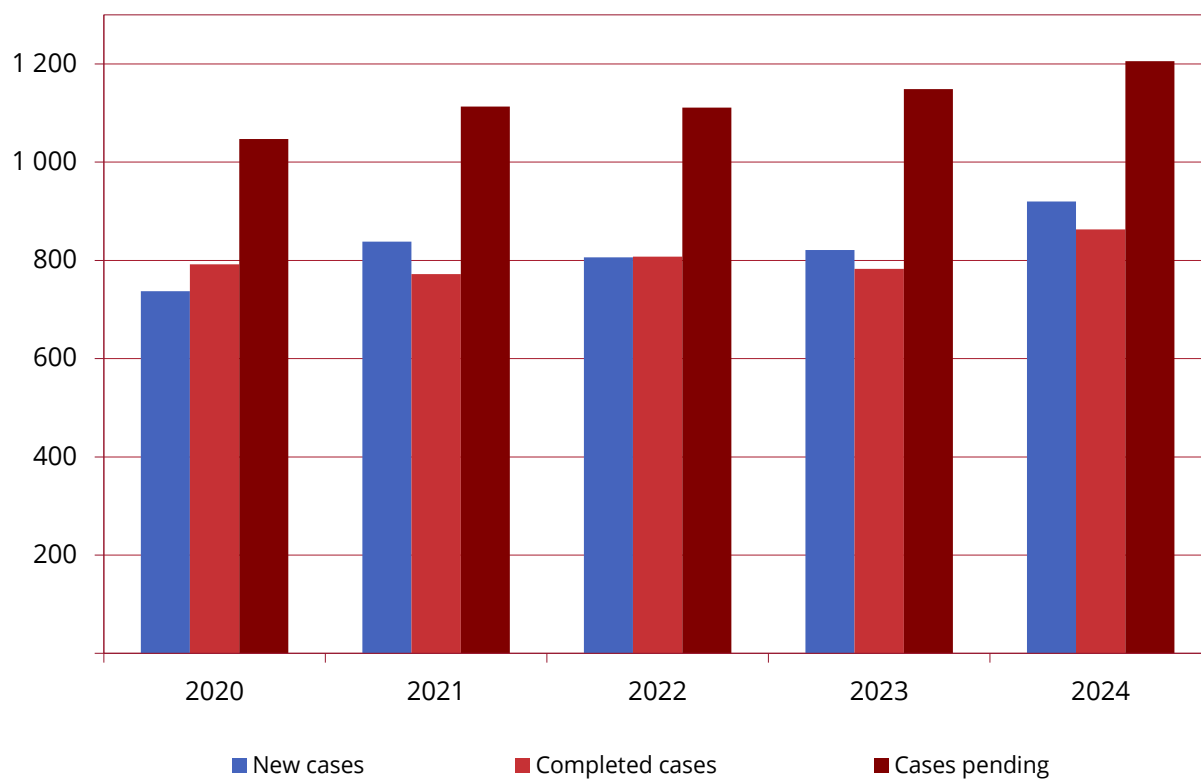


Statistics concerning the judicial activity of the Court of Justice

I. General activity of the Court of Justice – New cases, completed cases, cases pending (2020-2024)	4
II. New cases – Nature of proceedings (2020-2024)	5
III. New cases – Subject matter of the action (2020-2024)	6
IV. New cases – Subject matter of the action (2024)	8
V. New cases – References for a preliminary ruling by Member State (2020-2024)	10
VI. New cases – Actions for failure of a Member State to fulfil its obligations (2020-2024)	11
VII. Completed cases – Nature of proceedings (2020-2024)	12
VIII. Completed cases – Judgments, opinions, orders (2024)	13
IX. Cases completed by judgments, by opinions or by orders involving a judicial determination – Bench hearing action (2020-2024)	14
X. Cases completed by judgments, by opinions or by orders involving a judicial determination – Subject matter of the action (2020-2024)	15
XI. Cases completed by judgments, by opinions or by orders involving a judicial determination – Subject matter of the action (2024)	17
XII. Completed cases – Judgments concerning failure of a Member State to fulfil its obligations: outcome (2020-2024)	19
XIII. Completed cases – Appeals: outcome (2020-2024)	20
XIV. Completed cases – Duration of proceedings in months (2020-2024)	21
XV. Cases pending as at 31 December – Nature of proceedings (2020-2024)	22
XVI. Cases pending as at 31 December – Bench hearing action (2020-2024)	23
XVII. Expedited procedures (2020-2024)	24
XVIII. Urgent preliminary ruling procedure (2020-2024)	25
XIX. Proceedings for interim measures (2020-2024)	26

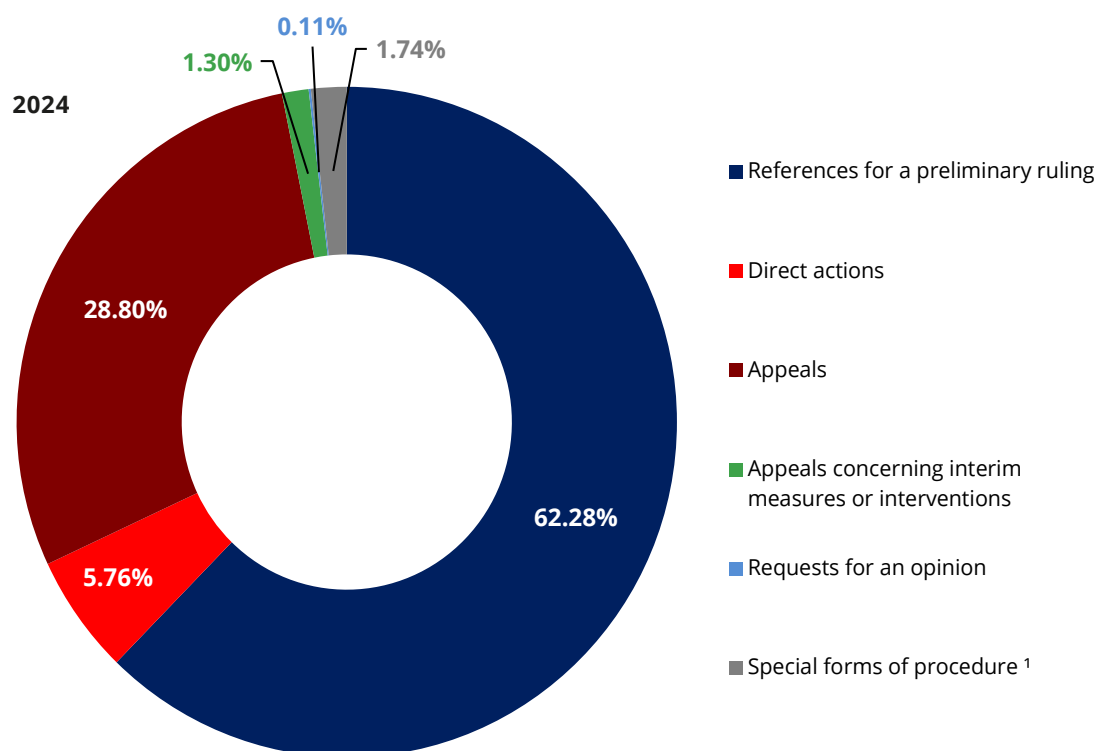
XX.	Appeals referred to in Article 58a of the Statute (2020-2024)	27
XXI.	General trend in the work of the Court (1952-2024) – New cases and judgments or opinions	28
XXII.	General trend in the work of the Court (1952-2024) – New references for a preliminary ruling by Member State per year	30
XXIII.	General trend in the work of the Court (1952-2024) – New references for a preliminary ruling by Member State and by court or tribunal	32
XXIV.	General trend in the work of the Court (1952-2024) – Actions for failure to fulfil obligations brought against the Member States	35
XXV.	Activity of the Registry of the Court of Justice (2020-2024)	36
XXVI.	Requests for a preliminary ruling under Article 50b of the Statute (2024)	37

I. General activity of the Court of Justice – New cases, completed cases, cases pending (2020-2024)



General overview	2020	2021	2022	2023	2024
New cases	737	838	806	821	920
Completed cases	792	772	808	783	863
Cases pending	1 047	1 113	1 111	1 149	1 206

II. New cases – Nature of proceedings (2020-2024)



Nature of proceedings	2020	2021	2022	2023	2024
References for a preliminary ruling	557	567	546	518	573
Direct actions	38	29	37	60	53
Appeals	125	223	193	213	265
Appeals concerning interim measures or interventions	6	9	16	18	12
Requests for an opinion	1	0	0	0	1
Special forms of procedure ¹	10	10	14	12	16
Total	737	838	806	821	920
Applications for interim measures	3	8	4	9	6

¹ The following are considered to be 'special forms of procedure': legal aid; taxation of costs; rectification; failure to adjudicate; application to set aside a judgment delivered by default; third-party proceedings; interpretation; revision; examination of a proposal by the First Advocate General to review a decision of the General Court; attachment procedure; cases concerning immunity.

III. New cases – Subject matter of the action (2020-2024)

Subject matter of the action	2020	2021	2022	2023	2024
Access to documents	1	4	4	4	4
Agriculture	15	19	24	17	19
Approximation of laws	35	63	54	50	55
Arbitration clause	1	3	2	2	2
Area of freedom, security and justice	96	106	94	83	123
Citizenship of the Union	11	14	7	7	4
Commercial policy	8	5	10	13	8
Common fisheries policy	2	2	2	1	3
Common foreign and security policy	1	6	4	14	48
Company law	1	2	1	3	7
Competition	16	26	30	32	34
Consumer protection	37	53	54	54	53
Customs union and Common Customs Tariff	19	11	10	18	16
Economic and monetary policy	12	12	19	20	89
Economic, social and territorial cohesion	2	3	3	3	2
Education, vocational training, youth and sport	0	2	0	3	2
Employment	1	1	0	0	1
Energy	7	3	7	8	9
Environment	23	23	35	43	44
External action by the European Union	4	6	5	1	2
Financial provisions (budget, financial framework, own resources, combating fraud and so forth)	7	7	2	1	5
Free movement of capital	9	4	8	10	4
Free movement of goods	5	3	1	4	3
Freedom of establishment	23	9	13	17	9
Freedom of movement for persons	14	11	17	14	30
Freedom to provide services	10	11	22	9	15
Industrial policy	1	1	2	2	1
Intellectual property	51	83	49	75	51
Law governing the institutions	27	39	32	23	15
Principles of EU law	30	28	15	35	26

>>>

Subject matter of the action	2020	2021	2022	2023	2024
Public health	4	10	12	12	10
Public procurement	13	21	26	25	15
Registration, evaluation, authorisation and restriction of chemicals (REACH Regulation)	0	5	2	2	4
Research and technological development and space	0	0	0	1	0
Social policy	33	46	47	26	37
Social security for migrant workers	6	7	7	7	5
State aid	18	42	25	51	33
Taxation	64	53	62	54	47
Trans-European networks	0	1	0	0	0
Transport	99	52	37	44	32
TFEU	706	797	744	788	867
Protection of the general public	0	0	3	0	0
Euratom Treaty	0	0	3	0	0
Principles of EU law	0	0	1	0	0
EU Treaty	0	0	1	0	0
Citizenship of the Union	0	0	1	0	0
Freedom of establishment	0	0	0	0	1
Freedom of movement for persons	0	0	0	0	1
Law governing the institutions	0	2	1	0	0
UK Withdrawal Agreement	0	2	2	0	2
Law governing the institutions	0	1	1	1	2
Principles of EU law	0	0	2	6	4
Privileges and immunities	2	0	1	0	0
Procedure	10	7	16	9	9
Staff Regulations	19	31	36	17	36
Others	31	39	56	33	51
OVERALL TOTAL	737	838	806	821	920

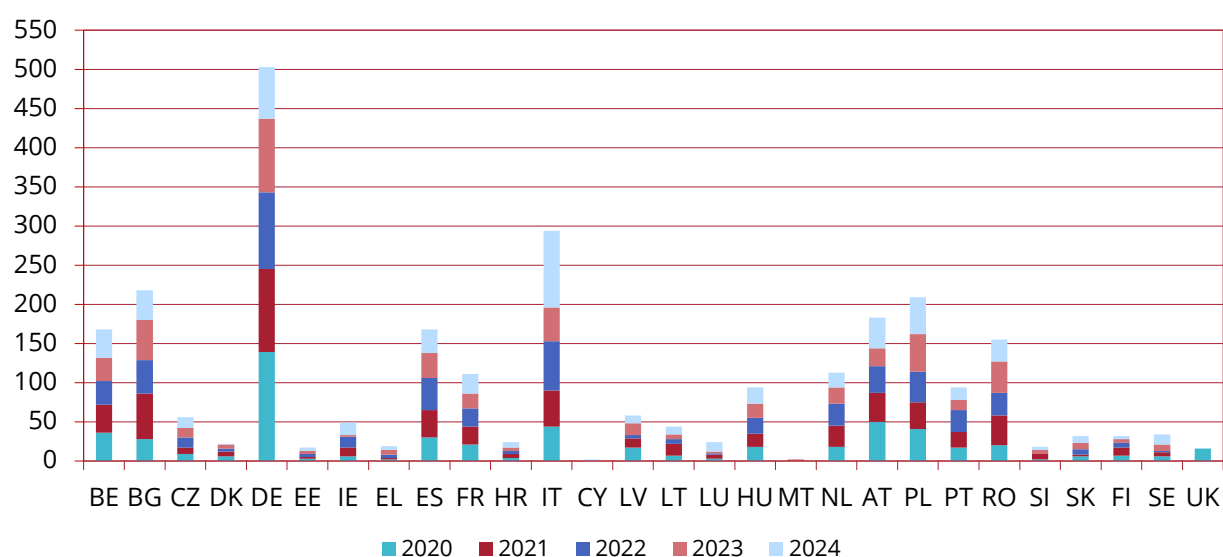
IV. New cases – Subject matter of the action (2024)

Subject matter of the action	References for a preliminary ruling	Direct actions	Appeals	Appeals concerning interim measures or interventions	Requests for an opinion	Special forms of procedure	Total
Access to documents	0	0	3	1	0	0	4
Agriculture	13	0	6	0	0	0	19
Approximation of laws	52	2	0	1	0	0	55
Arbitration clause	0	0	2	0	0	0	2
Area of freedom, security and justice	117	4	2	0	0	0	123
Citizenship of the Union	4	0	0	0	0	0	4
Commercial policy	3	0	4	1	0	0	8
Common fisheries policy	2	1	0	0	0	0	3
Common foreign and security policy	12	1	35	0	0	0	48
Company law	5	2	0	0	0	0	7
Competition	12	0	18	4	0	0	34
Consumer protection	53	0	0	0	0	0	53
Customs union and Common Customs Tariff	16	0	0	0	0	0	16
Economic and monetary policy	0	0	89	0	0	0	89
Economic, social and territorial cohesion	1	0	1	0	0	0	2
Education, vocational training, youth and sport	1	1	0	0	0	0	2
Employment	1	0	0	0	0	0	1
Energy	9	0	0	0	0	0	9
Environment	28	15	1	0	0	0	44
External action by the European Union	1	0	0	0	1	0	2
Financial provisions (budget, financial framework, own resources, combating fraud and so forth)	3	0	2	0	0	0	5
Free movement of capital	4	0	0	0	0	0	4
Free movement of goods	1	1	1	0	0	0	3
Freedom of establishment	8	1	0	0	0	0	9
Freedom of movement for persons	27	3	0	0	0	0	30
Freedom to provide services	11	3	0	1	0	0	15
Industrial policy	1	0	0	0	0	0	1

>>>

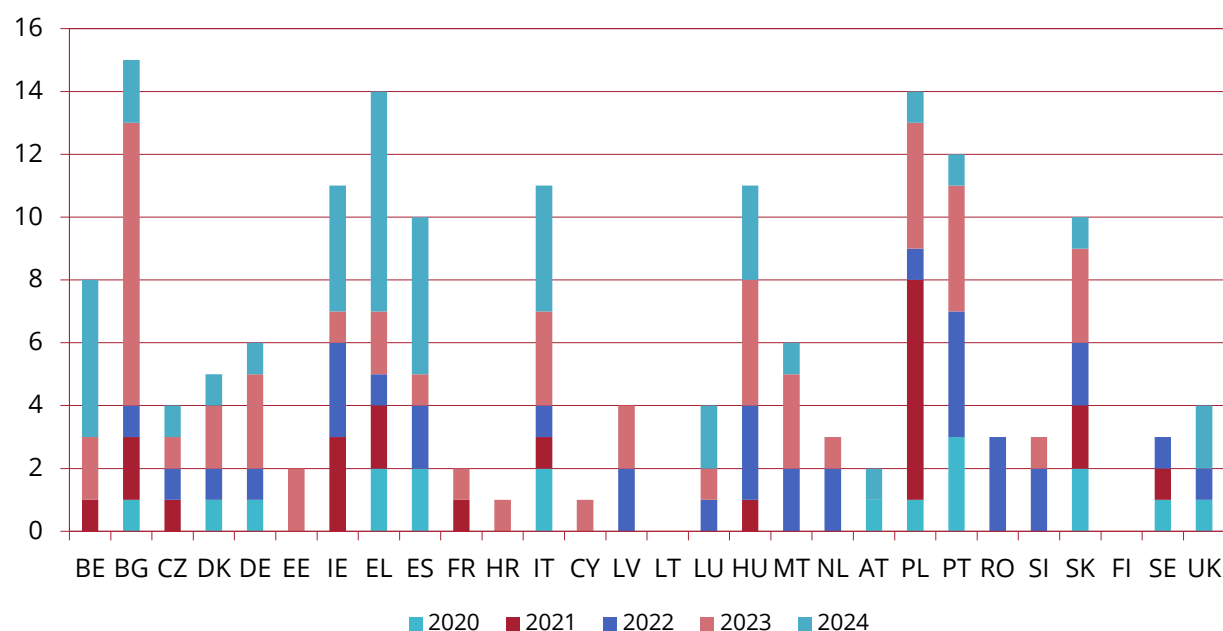
Subject matter of the action	References for a preliminary ruling	Direct actions	Appeals	Appeals concerning interim measures or interventions	Requests for an opinion	Special forms of procedure	Total
Intellectual property	20	0	31	0	0	0	51
Law governing the institutions	0	1	12	1	0	1	15
Principles of EU law	25	1	0	0	0	0	26
Public health	5	0	3	2	0	0	10
Public procurement	13	0	1	1	0	0	15
Registration, evaluation, authorisation and restriction of chemicals (REACH Regulation)	1	0	3	0	0	0	4
Social policy	33	4	0	0	0	0	37
Social security for migrant workers	5	0	0	0	0	0	5
State aid	9	0	24	0	0	0	33
Taxation	43	3	1	0	0	0	47
Transport	30	2	0	0	0	0	32
TFEU	569	45	239	12	1	1	867
Freedom of establishment	0	1	0	0	0	0	1
Freedom of movement for persons	0	1	0	0	0	0	1
UK Withdrawal Agreement	0	2	0	0	0	0	2
Law governing the institutions	0	0	0	0	0	2	2
Principles of EU law	3	0	1	0	0	0	4
Procedure	0	0	0	0	0	9	9
Staff Regulations	1	6	25	0	0	4	36
Others	4	6	26	0	0	15	51
OVERALL TOTAL	573	53	265	12	1	16	920

V. New cases – References for a preliminary ruling by Member State (2020-2024)



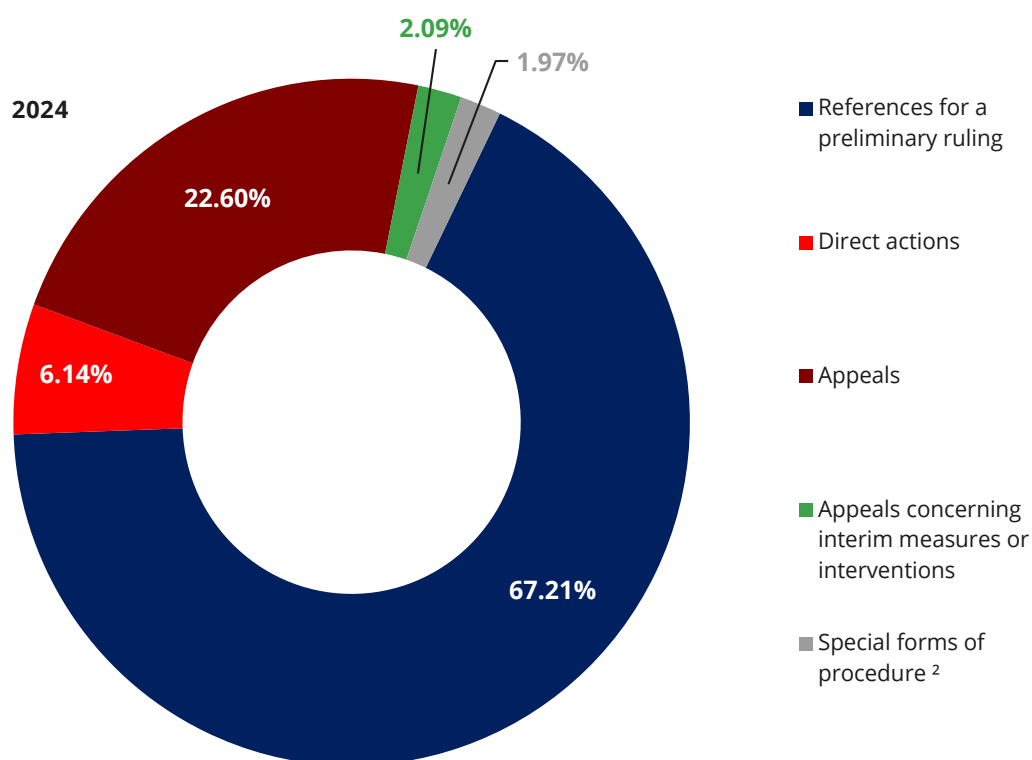
References for a preliminary ruling by Member State	2020	2021	2022	2023	2024	Total
Belgium	36	36	30	30	36	168
Bulgaria	28	58	43	51	38	218
Czech Republic	9	8	13	12	14	56
Denmark	6	6	4	5	1	22
Germany	140	106	98	94	66	504
Estonia	3	2	4	4	4	17
Ireland	5	11	14	2	16	48
Greece	2	2	4	6	5	19
Spain	30	35	41	32	30	168
France	21	23	23	19	25	111
Croatia	4	5	4	4	7	24
Italy	44	46	63	43	98	294
Cyprus	0	0	0	1	1	2
Latvia	17	12	4	15	10	58
Lithuania	7	15	6	6	10	44
Luxembourg	3	5	2	2	12	24
Hungary	18	17	20	18	21	94
Malta	0	0	0	2	0	2
Netherlands	18	27	28	21	19	113
Austria	50	37	34	23	39	183
Poland	41	34	39	48	47	209
Portugal	17	20	28	13	16	94
Romania	20	38	29	40	28	155
Slovenia	2	7	0	6	4	19
Slovakia	6	2	7	8	9	32
Finland	7	10	6	5	4	32
Sweden	6	5	2	8	13	34
United Kingdom	17	0	0	0	0	17
Total	557	567	546	518	573	2 761

VI. New cases – Actions for failure of a Member State to fulfil its obligations (2020-2024)



Actions for failure of a Member State to fulfil its obligations	2020	2021	2022	2023	2024	Total
Belgium	0	1	0	2	5	8
Bulgaria	1	2	1	9	2	15
Czech Republic	0	1	1	1	1	4
Denmark	1	0	1	2	1	5
Germany	1	0	1	3	1	6
Estonia	0	0	0	2	0	2
Ireland	0	3	3	1	4	11
Greece	2	2	1	2	7	14
Spain	2	0	2	1	5	10
France	0	1	0	1	0	2
Croatia	0	0	0	1	0	1
Italy	2	1	1	3	4	11
Cyprus	0	0	0	1	0	1
Latvia	0	0	2	2	0	4
Lithuania	0	0	0	0	0	0
Luxembourg	0	0	1	1	2	4
Hungary	0	1	3	4	3	11
Malta	0	0	2	3	1	6
Netherlands	0	0	2	1	0	3
Austria	1	0	0	0	1	2
Poland	1	7	1	4	1	14
Portugal	3	0	4	4	1	12
Romania	0	0	3	0	0	3
Slovenia	0	0	2	1	0	3
Slovakia	2	2	2	3	1	10
Finland	0	0	0	0	0	0
Sweden	1	1	1	0	0	3
United Kingdom	1	0	1	0	2	4
Total	18	22	35	52	42	169

VII. Completed cases – Nature of proceedings (2020-2024) ¹

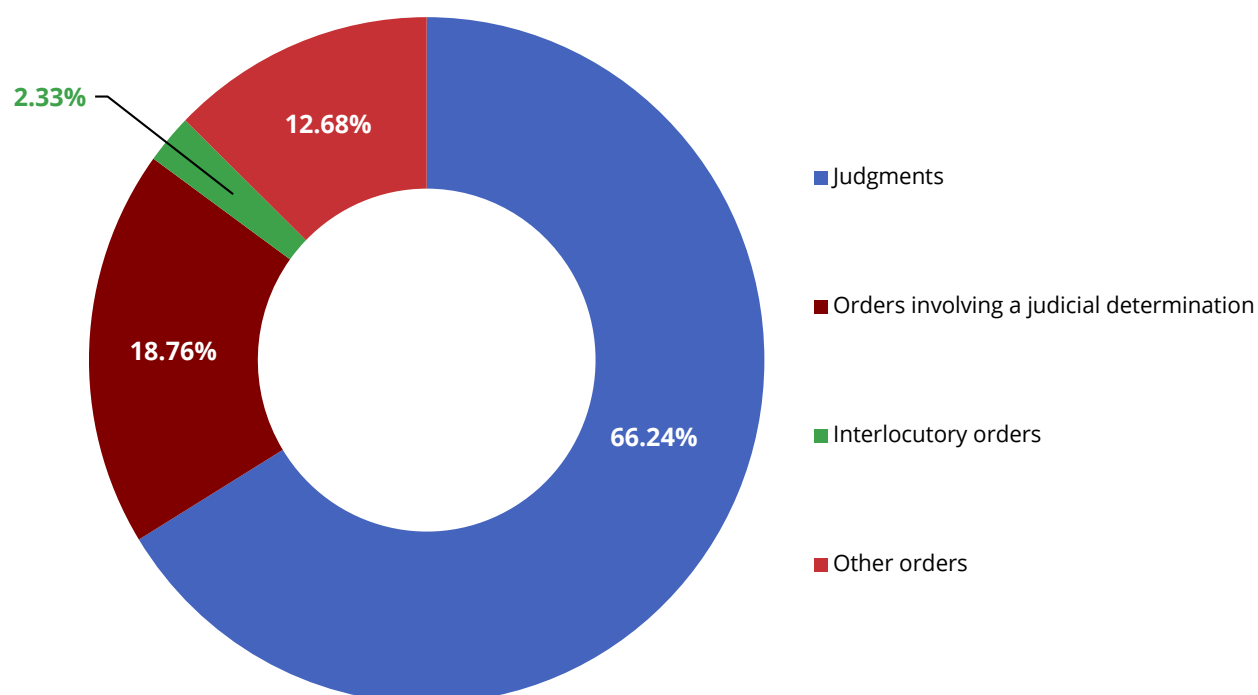


Nature of proceedings	2020	2021	2022	2023	2024
References for a preliminary ruling	534	547	564	532	580
Direct actions	37	30	36	36	53
Appeals	194	177	178	192	195
Appeals concerning interim measures or interventions	10	6	18	9	18
Requests for an opinion	0	1	1	0	0
Special forms of procedure ²	17	11	11	14	17
Total	792	772	808	783	863

1] The figures given (gross figures) represent the total number of cases, without account being taken of the joinder of cases on the ground of similarity (one case number = one case).

2] The following are considered to be 'special forms of procedure': legal aid; taxation of costs; rectification; failure to adjudicate; application to set aside a judgment delivered by default; third-party proceedings; interpretation; revision; examination of a proposal by the First Advocate General to review a decision of the General Court; attachment procedure; cases concerning immunity.

VIII. Completed cases – Judgments, opinions, orders (2024) ¹



Means by which the case was brought to a close	Judgments	Orders involving a judicial determination ²	Interlocutory orders ³	Other orders ⁴	Opinions	Total
References for a preliminary ruling	376	65	0	80	0	521
Direct actions	30	0	0	9	0	39
Appeals	106	65	1	6	0	178
Appeals concerning interim measures or interventions	0	0	17	1	0	18
Requests for an opinion	0	0	0	0	0	0
Special forms of procedure	0	15	0	2	0	17
Total	512	145	18	98	0	773

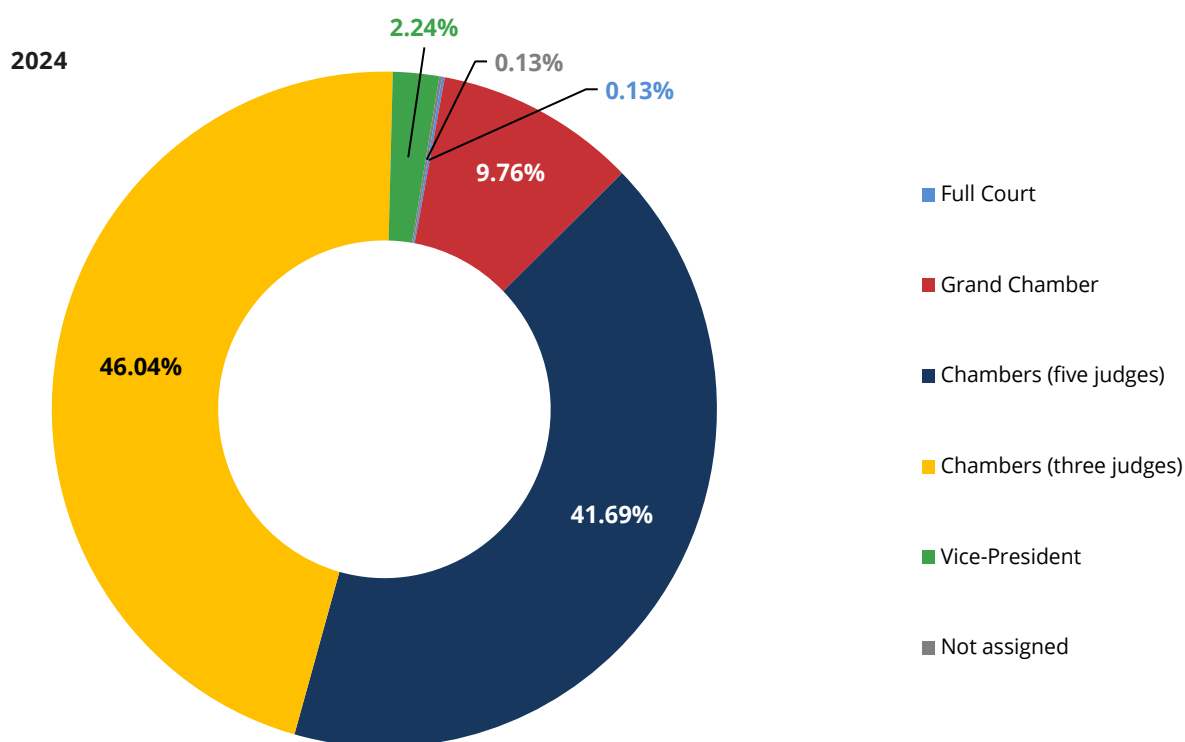
1| The figures given (net figures) represent the number of cases after joinder on the ground of similarity (a set of joined cases = one case).

2| Orders terminating proceedings other than those removing a case from the register, declaring that there is no need to give a decision or referring a case to the General Court.

3| Orders made following an application on the basis of Articles 278 TFEU, 279 TFEU or 280 TFEU or the corresponding provisions of the EAEC Treaty, or following an appeal against an order concerning interim measures or intervention.

4| Orders terminating the case by removal from the register, declaration that there is no need to give a decision or referral to the General Court.

IX. Cases completed by judgments, by opinions or by orders involving a judicial determination – Bench hearing action (2020-2024) ¹



Bench hearing action	Judgments/ opinions in 2020		Total in 2020	Judgments/ opinions in 2021		Total in 2021	Judgments/ opinions in 2022		Total in 2022	Judgments/opinions in 2023		Total in 2023	Judgments/ opinions in 2024		Total in 2024
	Orders in 2020 ²	Orders in 2021 ²		Orders in 2022 ²	Orders in 2023 ²		Orders in 2024 ²								
Full Court	0	0	0	1	0	1	2	0	2	0	0	0	1	0	1
Grand Chamber	70	0	70	83	0	83	74	3	77	36	0	36	74	0	74
Chambers (five judges)	237	4	241	271	6	277	253	10	263	287	3	290	313	3	316
Chambers (three judges)	191	142	333	154	154	308	193	172	365	209	161	370	207	142	349
Vice-President	0	10	10	0	6	6	0	13	13	0	6	6	0	17	17
Not assigned	0	3	3	0	2	2	0	4	4	0	1	1	0	1	1
Total	498	159	657	509	168	677	522	202	724	532	171	703	595	163	758

1) The figures given (gross figures) represent the total number of cases, without account being taken of the joinder of cases on the ground of similarity (one case number = one case).

2) Orders terminating proceedings other than those removing a case from the register, declaring that there is no need to give a decision or referring a case to the General Court.

**X. Cases completed by judgments, by opinions or by orders involving a judicial determination –
Subject matter of the action (2020-2024) ¹**

Subject matter of the action	2020	2021	2022	2023	2024
Access to documents	8	1	3	3	5
Agriculture	15	21	19	19	20
Approximation of laws	28	26	44	47	53
Arbitration clause	4	2	1	1	2
Area of freedom, security and justice	69	81	79	91	82
Citizenship of the Union	8	4	10	5	9
Commercial policy	4	7	9	11	12
Common fisheries policy	0	2	3	1	2
Common foreign and security policy	16	5	5	4	4
Company law	3	2	1	1	2
Competition	17	26	16	28	32
Consumer protection	36	39	32	45	46
Customs union and Common Customs Tariff	16	18	10	15	14
Economic and monetary policy	3	17	10	5	23
Economic, social and territorial cohesion	1	2	3	2	3
Education, vocational training, youth and sport	0	0	1	0	4
Employment	0	0	2	0	0
Energy	8	4	6	3	4
Environment	32	22	29	30	25
External action by the European Union	3	3	2	4	8
Financial provisions (budget, financial framework, own resources, combating fraud and so forth)	5	5	15	2	1
Free movement of capital	5	8	3	8	8
Free movement of goods	8	2	2	2	3
Freedom of establishment	6	7	21	7	15
Freedom of movement for persons	21	18	13	12	12
Freedom to provide services	13	17	13	13	16
Industrial policy	6	1	1	1	1
Intellectual property	76	61	63	59	51
Law governing the institutions	26	27	39	26	29
Principles of EU law	18	34	24	16	29
Public health	3	5	5	14	13

>>>

1) The figures given (gross figures) represent the total number of cases, without account being taken of the joinder of cases on the ground of similarity (one case number = one case).

Subject matter of the action	2020	2021	2022	2023	2024
Public procurement	19	13	25	18	15
Registration, evaluation, authorisation and restriction of chemicals (REACH Regulation)	0	6	0	4	5
Research and technological development and space	1	0	0	0	1
Social policy	25	37	38	48	33
Social security for migrant workers	6	3	6	8	6
State aid	28	31	31	33	35
Taxation	58	63	60	49	67
Trans-European networks	0	0	1	0	0
Transport	22	26	31	18	32
TFEU	617	646	676	653	722
Protection of the general public	0	1	0	1	0
Euratom Treaty	0	1	0	1	0
Principles of EU law	1	0	0	1	0
EU Treaty	1	0	0	1	0
Citizenship of the Union	0	0	0	0	1
Law governing the institutions	0	0	0	3	0
UK Withdrawal Agreement	0	0	0	3	1
Law governing the institutions	0	0	0	2	2
Principles of EU law	0	0	1	4	3
Privileges and immunities	4	3	0	1	0
Procedure	13	8	9	11	9
Staff Regulations	22	19	38	27	21
Others	39	30	48	45	35
OVERALL TOTAL	657	677	724	703	758

**XI. Cases completed by judgments, by opinions or by orders involving a judicial determination –
Subject matter of the action (2024) ¹**

Subject matter of the action	Judgments/ opinions	Orders ²	Total
Access to documents	3	2	5
Agriculture	20	0	20
Approximation of laws	49	4	53
Arbitration clause	2	0	2
Area of freedom, security and justice	69	13	82
Citizenship of the Union	9	0	9
Commercial policy	12	0	12
Common fisheries policy	2	0	2
Common foreign and security policy	4	0	4
Company law	2	0	2
Competition	28	4	32
Consumer protection	35	11	46
Customs union and Common Customs Tariff	14	0	14
Economic and monetary policy	16	7	23
Economic and social cohesion	3	0	3
Education, vocational training, youth and sport	2	2	4
Energy	4	0	4
Environment	25	0	25
External action by the European Union	8	0	8
Financial provisions (budget, financial framework, own resources, combating fraud and so forth)	1	0	1
Free movement of capital	8	0	8
Free movement of goods	3	0	3
Freedom of establishment	12	3	15
Freedom of movement for persons	12	0	12
Freedom to provide services	11	5	16
Industrial policy	1	0	1
Intellectual property	13	38	51
Law governing the institutions	19	10	29
Principles of EU law	20	9	29
Public health	6	7	13
Public procurement	13	2	15

>>>

1| The figures given (gross figures) represent the total number of cases, without account being taken of the joinder of cases on the ground of similarity (one case number = one case).

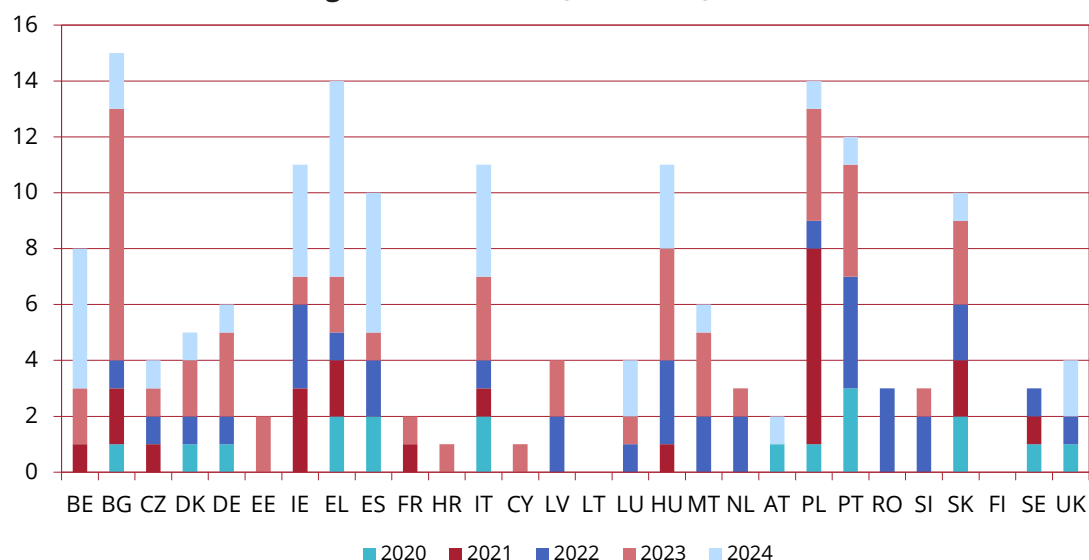
2| Orders terminating proceedings other than those removing a case from the register, declaring that there is no need to give a decision or referring a case to the General Court.

Subject matter of the action	Judgments/ opinions	Orders ²	Total
Registration, evaluation, authorisation and restriction of chemicals (REACH Regulation)	2	3	5
Research and technological development and space	1	0	1
Social policy	27	6	33
Social security for migrant workers	6	0	6
State aid	28	7	35
Taxation	59	8	67
Transport	32	0	32
TFEU	581	141	722
Citizenship of the Union	1	0	1
UK Withdrawal Agreement	1	0	1
Law governing the institutions	0	2	2
Principles of EU law	0	3	3
Procedure	0	9	9
Staff Regulations	13	8	21
Others	13	22	35
OVERALL TOTAL	595	163	758

² Orders terminating proceedings other than those removing a case from the register, declaring that there is no need to give a decision or referring a case to the General Court.

XII. Completed cases – Judgments concerning failure of a Member

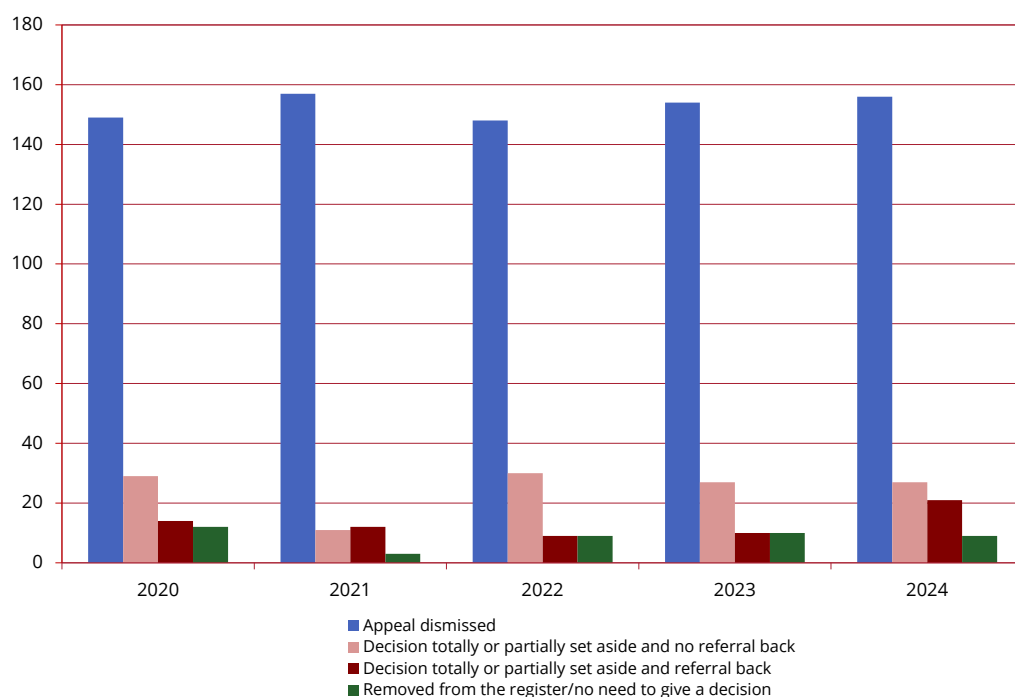
State to fulfil its obligations: outcome (2020-2024) ¹



Judgments concerning failure to fulfil obligations	Infringement declared in 2020	Dismissed in 2020	Infringement declared in 2021	Dismissed in 2021	Infringement declared in 2022	Dismissed in 2022	Infringement declared in 2023	Dismissed in 2023	Infringement declared in 2024	Dismissed in 2024
Belgium	3	0	0	0	1	0	0	0	0	0
Bulgaria	1	0	0	0	2	0	0	1	2	0
Czech Republic	0	0	0	0	0	0	0	0	2	0
Denmark	0	0	0	0	1	0	0	1	0	0
Germany	0	1	2	0	0	0	0	1	1	0
Estonia	0	0	0	0	0	0	0	0	0	0
Ireland	2	0	0	0	2	0	1	0	3	0
Greece	2	0	1	0	1	0	2	0	1	0
Spain	2	0	3	0	3	0	1	0	1	0
France	0	0	0	0	1	0	0	0	1	0
Croatia	0	1	0	0	0	0	0	0	0	0
Italy	3	0	3	1	1	0	1	0	0	0
Cyprus	1	0	0	0	0	0	0	0	0	0
Latvia	0	0	0	0	0	0	0	0	1	0
Lithuania	0	0	0	0	0	0	0	0	0	0
Luxembourg	0	0	0	0	0	0	0	0	0	0
Hungary	4	0	4	0	0	0	1	1	1	0
Malta	0	0	0	0	0	0	0	0	3	0
Netherlands	0	0	0	0	0	0	2	0	0	0
Austria	2	0	1	1	1	0	0	0	0	0
Poland	1	0	1	0	0	2	3	1	3	0
Portugal	0	1	1	0	1	0	1	0	2	1
Romania	2	0	0	0	0	0	1	0	0	0
Slovenia	1	0	2	0	0	0	1	0	1	0
Slovakia	0	0	0	0	2	0	2	0	2	1
Finland	1	0	0	0	0	0	0	0	0	0
Sweden	0	0	1	0	0	0	1	0	1	0
United Kingdom	1	0	1	0	1	0	1	0	1	0
Total	26	3	20	2	17	2	18	5	26	2

1) The figures given (net figures) represent the number of cases after joinder on the ground of similarity (a set of joined cases = one case).

XIII. Completed cases – Appeals: outcome (2020-2024) ^{1 2}

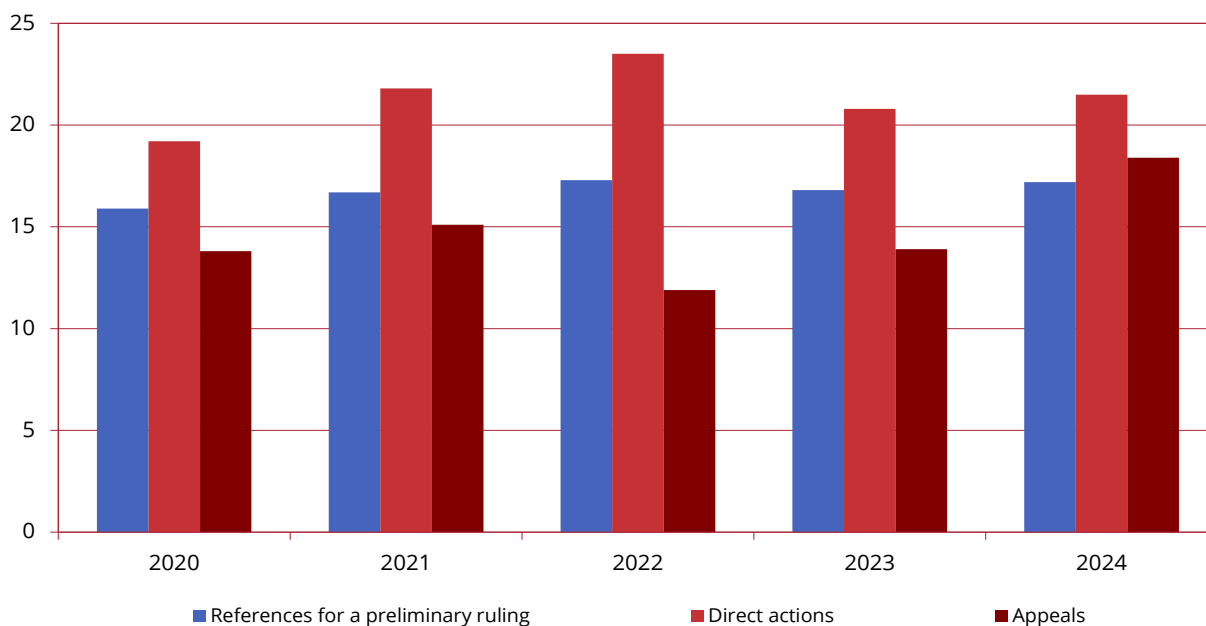


Appeals - how case brought to a close	Judgments in 2020			Judgments in 2021			Judgments in 2022			Judgments in 2023			Judgments in 2024		
	Judgments in 2020	Orders in 2020	Total in 2020	Judgments in 2021	Orders in 2021	Total in 2021	Judgments in 2022	Orders in 2022	Total in 2022	Judgments in 2023	Orders in 2023	Total in 2023	Judgments in 2024	Orders in 2024	Total in 2024
Appeal dismissed	72	77	149	71	86	157	51	97	148	70	84	154	82	74	156
Decision totally or partially set aside and no referral back	29	0	29	11	0	11	18	12	30	25	2	27	22	5	27
Decision totally or partially set aside and referral back	14	0	14	12	0	12	8	1	9	6	4	10	18	3	21
Removed from the register/no need to give a decision	0	12	12	0	3	3	1	8	9	0	10	10	2	7	9
Total	115	89	204	94	89	183	78	118	196	101	100	201	124	89	213

1| More detailed information on appeals brought against the decisions of the General Court is included in the Statistics concerning the Judicial Activity of the General Court.

2| The figures given (gross figures) represent the total number of cases, without account being taken of the joinder of cases on the ground of similarity (one case number = one case). They also include the appeals referred to in Article 58a of the Protocol on the Statute of the Court of Justice of the European Union and declared inadmissible or not allowed to proceed pursuant to Articles 170a or 170b of the Rules of Procedure. For more detailed information on the mechanism referred to in Article 58a of the Statute, see Table XX of the present report.

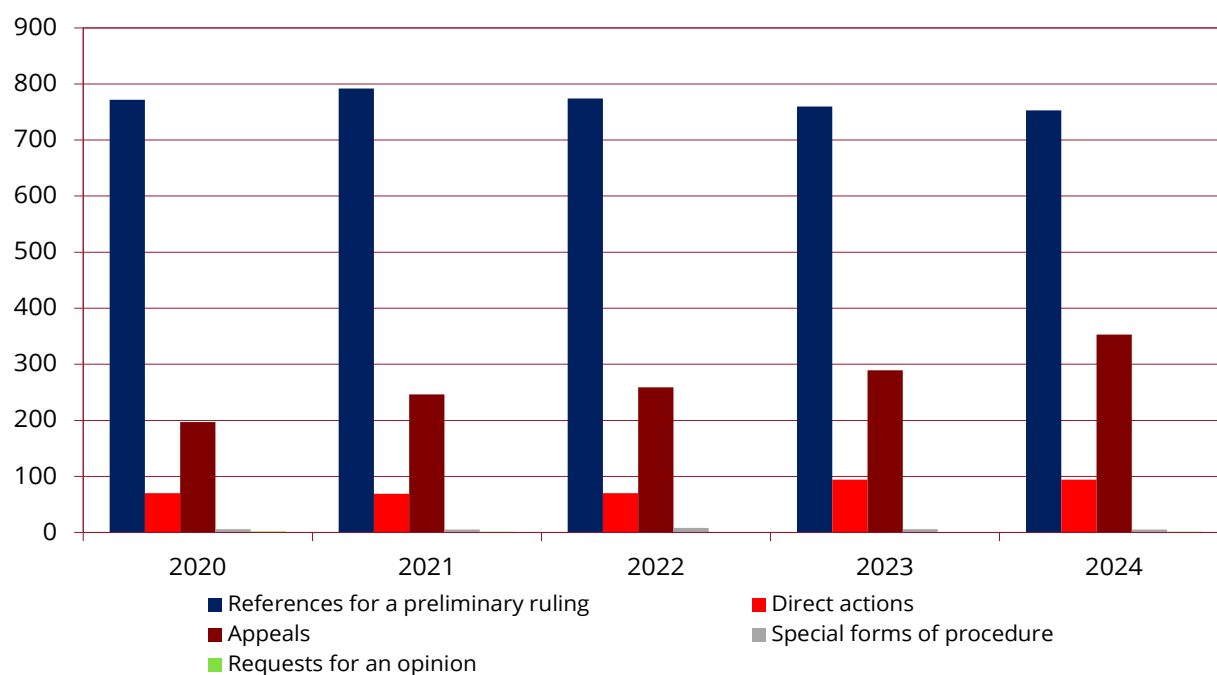
XIV. Completed cases – Duration of proceedings in months (2020-2024) ¹ (judgments and orders involving a judicial determination)



Completed cases		2020	2021	2022	2023	2024
References for a preliminary ruling		15.9	16.7	17.3	16.8	17.2
	Urgent preliminary ruling procedure	3.9	3.7	4.5	4.3	3.3
	Expedited procedures	0	10.7	7.4	0	6.5
Direct actions		19.2	21.8	23.5	20.8	21.5
	Expedited procedures	0	0	11.4	0	0
Appeals		13.8	15.1	11.9	13.9	18.4
	Expedited procedures	0	8.4	0	0	0

1) The following types of cases are excluded from the calculation of the duration of proceedings: cases involving an interlocutory judgment or a measure of inquiry; opinions; special forms of procedure (namely legal aid, taxation of costs, rectification, failure to adjudicate, application to set aside a judgment delivered by default, third-party proceedings, interpretation, revision, examination of a proposal by the First Advocate General to review a decision of the General Court, attachment procedure and cases concerning immunity); cases terminated by an order removing the case from the register, declaring that there is no need to give a decision or referring the case to the General Court; proceedings for interim measures and appeals concerning interim measures and interventions.

XV. Cases pending as at 31 December – Nature of proceedings (2020-2024) ¹

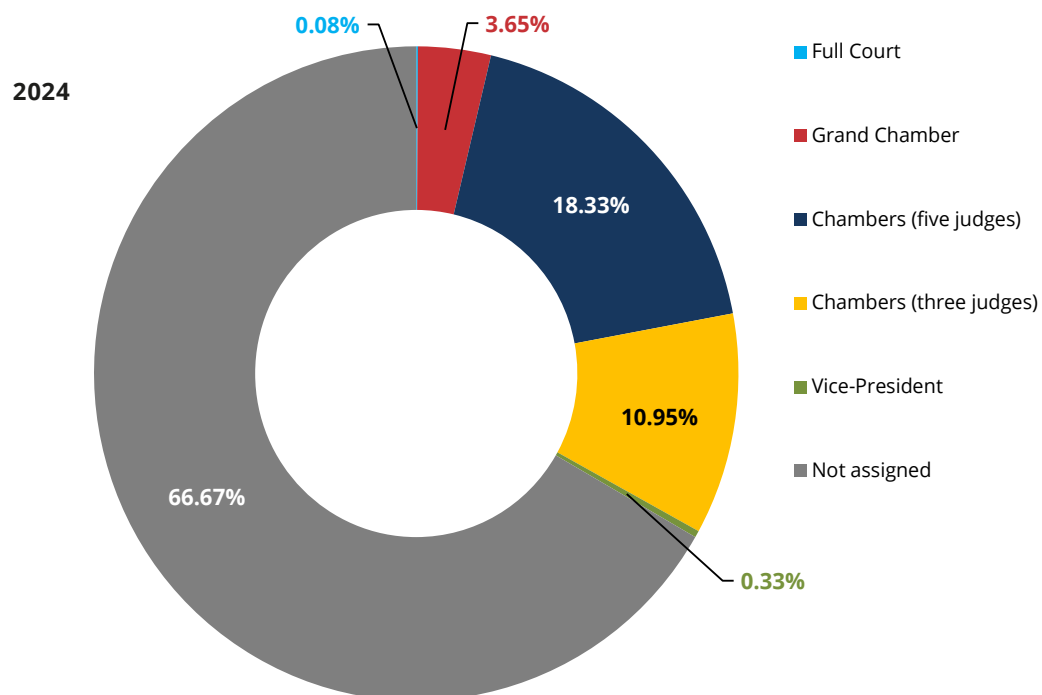


Nature of proceedings	2020	2021	2022	2023	2024
References for a preliminary ruling	772	792	774	760	753
Direct actions	70	69	70	94	94
Appeals	197	246	259	289	353
Special forms of procedure ²	6	5	8	6	5
Requests for an opinion	2	1	0	0	1
Total	1 047	1 113	1 111	1 149	1 206

1| The figures given (gross figures) represent the total number of cases, without account being taken of the joinder of cases on the ground of similarity (one case number = one case).

2| The following are considered to be 'special forms of procedure': legal aid; taxation of costs; rectification; failure to adjudicate; application to set aside a judgment delivered by default; third-party proceedings; interpretation; revision; examination of a proposal by the First Advocate General to review a decision of the General Court; attachment procedure; cases concerning immunity.

XVI. Cases pending as at 31 December – Bench hearing action (2020-2024) ¹



Bench hearing action	2020	2021	2022	2023	2024
Full Court	1	2	0	1	1
Grand Chamber	74	71	46	69	44
Chambers (five judges)	225	208	244	239	221
Chambers (three judges)	103	118	154	143	132
Vice-President	0	3	1	10	4
Not assigned	644	711	666	687	804
Total	1 047	1 113	1 111	1 149	1 206

1| The figures given (gross figures) represent the total number of cases, without account being taken of the joinder of cases on the ground of similarity (one case number = one case).

XVII. Expedited procedures (2020-2024)

Requests for an expedited procedure ¹

Requests for an expedited procedure	2020	2021	2022	2023	2024	Total
References for a preliminary ruling	40	56	35	29	47	207
Direct actions	0	3	0	0	1	4
Appeals	2	1	2	2	1	8
Appeals concerning interim measures or interventions	0	0	1	0	0	1
Total	42	60	38	31	49	220

Requests for an expedited procedure – outcome ²

Outcome	2020	2021	2022	2023	2024	Total
Granted	3	5	0	0	6	14
Not granted	34	57	31	19	26	167
Not acted upon ³	3	2	5	8	4	22
Decision pending	8	4	6	10	23	51
Total	48	68	42	37	59	254

1| The figures mentioned in this table refer to the number of requests made during the year in question, irrespective of the year in which the relevant case was brought.

2| The figures mentioned in this table refer to the number of decisions taken, during the year in question, concerning a request for the urgent procedure to be applied, irrespective of the year in which such a request was made.

3| There was no need to give a formal ruling on the request because it was withdrawn or the case was removed from the register or completed by judgment or order.

XVIII. Urgent preliminary ruling procedure (2020-2024)

Requests for the urgent preliminary ruling procedure to be applied ¹

Requests for the urgent preliminary ruling procedure to be applied	2020	2021	2022	2023	2024	Total
Judicial cooperation in civil matters	2	1	1	0	0	4
Judicial cooperation in criminal matters	8	8	6	3	8	33
Borders, asylum and immigration	6	8	2	4	19	39
Others	1	14	5	3	0	23
Total	17	31	14	10	27	99

Requests for the urgent preliminary ruling procedure to be applied – outcome ²

Outcome	2020	2021	2022	2023	2024	Total
Granted	11	9	7	2	6	35
Not granted	8	20	8	8	20	64
Not acted upon ³	0	1	0	0	2	3
Decision pending	0	1	0	0	0	1
Total	19	31	15	10	28	103

1| The figures mentioned in this table refer to the number of requests made during the year in question, irrespective of the year in which the relevant case was brought.

2| The figures mentioned in this table refer to the number of decisions taken, during the year in question, concerning a request for the urgent procedure to be applied, irrespective of the year in which such a request was made.

3| There was no need to give a formal ruling on the request because it was withdrawn or the case was removed from the register or completed by judgment or order.

XIX. Proceedings for interim measures (2020-2024)

Applications for interim measures ¹

Applications for interim measures	2020	2021	2022	2023	2024	Total
Access to documents	0	0	0	0	1	1
Agriculture	0	1	0	0	0	1
Arbitration clause	0	0	1	0	0	1
Common foreign and security policy	0	0	0	2	0	2
Competition	0	0	0	0	3	3
Energy	0	1	0	0	0	1
Environment	0	1	0	1	0	2
Financial provisions (budget, financial framework, own resources, combating fraud and so forth)	0	0	1	0	0	1
Intellectual property	0	1	0	0	0	1
Law governing the institutions	0	1	0	0	1	2
Principles of EU law	1	1	0	0	0	2
Public health	0	0	0	4	0	4
Public procurement	0	0	1	2	0	3
State aid	1	1	0	0	1	3
Transport	1	1	1	0	0	3
Total	3	8	4	9	6	30

Applications for interim measures – outcome ²

Outcome	2020	2021	2022	2023	2024	Total
Granted	1	2	0	3	2	8
Not granted	1	4	2	3	1	11
Not acted upon ³	1	2	2	1	5	11
Decision pending	1	1	2	4	2	10
Total	4	9	6	11	10	40

1| The figures mentioned in this table refer to the number of requests made during the year in question, irrespective of the year in which the relevant case was brought.

2| The figures mentioned in this table refer to the number of decisions taken, during the year in question, concerning an application for interim measures, irrespective of the year in which such an application was made.

3| There was no need to give a formal ruling on the request because it was withdrawn or the case was removed from the register or completed by judgment or order.

XX. Appeals referred to in Article 58a of the Statute (2020-2024)

Appeals brought against a decision of the General Court

- relating to the decision of an independent board of appeal
- relating to the performance of a contract with an arbitration clause within the meaning of Article 272 TFEU

	2020	2021	2022	2023	2024	Total
European Union Intellectual Property Office	40	60	39	52	29	220
Community Plant Variety Office	0	0	0	0	3	3
European Chemicals Agency	0	0	0	0	3	3
Arbitration clauses	0	0	0	0	1	1
Total	40	60	39	52	36	227

Decisions as to whether the appeal should be allowed to proceed ¹

	2020	2021	2022	2023	2024	Total
Allowed to proceed	0	1	2	4	0	7
Not allowed to proceed	37	47	39	44	34	201
Inadmissible	3	2	4	1	4	14
Not acted upon	1	0	1	1	1	4
Total	41	50	46	50	39	226

¹ | The figures mentioned in this table refer to the number of decisions taken during the year in question, irrespective of the year in which the request that the appeal be allowed to proceed was made.

**XXI. General trend in the work of the Court (1952-2024) –
New cases and judgments or opinions**

Year	New cases ¹							Judgments/ opinions ²
	References for a preliminary ruling	Direct actions	Appeals	Appeals concerning interim measures or interventions	Requests for an opinion	Total	Applications for interim measures	
1953	0	4	0	0	0	4	0	0
1954	0	10	0	0	0	10	0	2
1955	0	9	0	0	0	9	2	4
1956	0	11	0	0	0	11	2	6
1957	0	19	0	0	0	19	2	4
1958	0	43	0	0	0	43	0	10
1959	0	46	0	0	1	47	5	13
1960	0	22	0	0	1	23	2	18
1961	1	24	0	0	1	26	1	11
1962	5	30	0	0	0	35	2	20
1963	6	99	0	0	0	105	7	17
1964	6	49	0	0	0	55	4	31
1965	7	55	0	0	0	62	4	52
1966	1	30	0	0	0	31	2	24
1967	23	14	0	0	0	37	0	24
1968	9	24	0	0	0	33	1	27
1969	17	60	0	0	0	77	2	30
1970	32	47	0	0	0	79	0	64
1971	37	59	0	0	0	96	1	60
1972	40	42	0	0	0	82	2	61
1973	61	131	0	0	0	192	6	80
1974	39	63	0	0	0	102	8	63
1975	69	61	0	0	1	131	5	78
1976	75	51	0	0	1	127	6	88
1977	84	74	0	0	0	158	6	100
1978	123	146	0	0	1	270	7	97
1979	106	1 218	0	0	0	1 324	6	138
1980	99	180	0	0	0	279	14	132
1981	108	214	0	0	0	322	17	128
1982	129	217	0	0	0	346	16	185
1983	98	199	0	0	0	297	11	151
1984	129	183	0	0	0	312	17	165
1985	139	294	0	0	0	433	23	211
1986	91	238	0	0	0	329	23	174

>>>

1| The figures mentioned in this table relate to all the cases brought before the Court with the exception of special forms of procedure.

2| The figures mentioned in this column refer to the number of judgments or opinions delivered by the Court, with account being taken of the joinder of cases on the ground of similarity (a set of joined cases = one case).

Year	New cases ¹							Judgments/ opinions ²
	References for a preliminary ruling	Direct actions	Appeals	Appeals concerning interim measures or interventions	Requests for an opinion	Total	Applications for interim measures	
1987	144	251	0	0	0	395	21	208
1988	179	193	0	0	0	372	17	238
1989	139	244	0	0	0	383	19	188
1990	141	221	15	1	0	378	12	193
1991	186	140	13	1	2	342	9	204
1992	162	251	24	1	2	440	5	210
1993	204	265	17	0	0	486	13	203
1994	203	125	12	1	3	344	4	188
1995	251	109	46	2	0	408	3	172
1996	256	132	25	3	0	416	4	193
1997	239	169	30	5	0	443	1	242
1998	264	147	66	4	0	481	2	254
1999	255	214	68	4	0	541	4	235
2000	224	197	66	13	2	502	4	273
2001	237	187	72	7	0	503	6	243
2002	216	204	46	4	0	470	1	269
2003	210	277	63	5	1	556	7	308
2004	249	219	52	6	1	527	3	375
2005	221	179	66	1	0	467	2	362
2006	251	201	80	3	0	535	1	351
2007	265	222	79	8	0	574	3	379
2008	288	210	78	8	1	585	3	333
2009	302	143	105	2	1	553	1	376
2010	385	136	97	6	0	624	3	370
2011	423	81	162	13	0	679	3	370
2012	404	73	136	3	1	617	0	357
2013	450	72	161	5	2	690	1	434
2014	428	74	111	0	1	614	3	416
2015	436	48	206	9	3	702	2	399
2016	470	35	168	7	0	680	3	412
2017	533	46	141	6	1	727	3	466
2018	568	63	193	6	0	830	6	462
2019	641	41	256	10	1	949	6	491
2020	557	38	125	6	1	727	3	451
2021	567	29	223	9	0	828	8	450
2022	546	37	193	16	0	792	4	466
2023	518	60	213	18	0	809	9	469
2024	573	53	265	12	1	904	6	512
Total	14 119	9 352	3 673	205	30	27 379	409	14 790

1| The figures mentioned in this table relate to all the cases brought before the Court with the exception of special forms of procedure.

2| The figures mentioned in this column refer to the number of judgments or opinions delivered by the Court, with account being taken of the joinder of cases on the ground of similarity (a set of joined cases = one case).

XXII. General trend in the work of the Court (1952-2024) -

New references for a preliminary ruling by Member State per year

Year	BE	BG	CZ	DK	DE	EE	IE	EL	ES	FR	HR	IT	CY	LV	LT	LU	HU	MT	NL	AT	PL	PT	RO	SI	SK	FI	SE	UK	Others ¹	Total
1961	0	0	0	0	0	0	0	0	0	0	0	0	0	0	0	0	0	0	1	0	0	0	0	0	0	0	0	0	0	1
1962	0	0	0	0	0	0	0	0	0	0	0	0	0	0	0	0	0	0	5	0	0	0	0	0	0	0	0	0	0	5
1963	0	0	0	0	0	0	0	0	0	0	0	0	0	0	0	1	0	0	5	0	0	0	0	0	0	0	0	0	0	6
1964	0	0	0	0	0	0	0	0	0	0	0	2	0	0	0	0	0	0	4	0	0	0	0	0	0	0	0	0	0	6
1965	0	0	0	0	4	0	0	0	0	2	0	0	0	0	0	0	0	0	1	0	0	0	0	0	0	0	0	0	0	7
1966	0	0	0	0	0	0	0	0	0	0	0	0	0	0	0	0	0	0	1	0	0	0	0	0	0	0	0	0	0	1
1967	5	0	0	0	11	0	0	0	0	3	0	0	0	0	0	1	0	0	3	0	0	0	0	0	0	0	0	0	0	23
1968	1	0	0	0	4	0	0	0	0	1	0	1	0	0	0	0	0	0	2	0	0	0	0	0	0	0	0	0	0	9
1969	4	0	0	0	11	0	0	0	0	1	0	0	0	0	0	1	0	0	0	0	0	0	0	0	0	0	0	0	0	17
1970	4	0	0	0	21	0	0	0	0	2	0	2	0	0	0	0	0	0	3	0	0	0	0	0	0	0	0	0	0	32
1971	1	0	0	0	18	0	0	0	0	6	0	5	0	0	0	1	0	0	6	0	0	0	0	0	0	0	0	0	0	37
1972	5	0	0	0	20	0	0	0	0	1	0	4	0	0	0	0	0	0	10	0	0	0	0	0	0	0	0	0	0	40
1973	8	0	0	0	37	0	0	0	0	4	0	5	0	0	0	1	0	0	6	0	0	0	0	0	0	0	0	0	0	61
1974	5	0	0	0	15	0	0	0	0	6	0	5	0	0	0	0	0	0	7	0	0	0	0	0	0	0	0	1	0	39
1975	7	0	0	1	26	0	0	0	0	15	0	14	0	0	0	1	0	0	4	0	0	0	0	0	0	0	0	1	0	69
1976	11	0	0	0	28	0	1	0	0	8	0	12	0	0	0	0	0	0	14	0	0	0	0	0	0	0	0	1	0	75
1977	16	0	0	1	30	0	2	0	0	14	0	7	0	0	0	0	0	0	9	0	0	0	0	0	0	0	0	5	0	84
1978	7	0	0	3	46	0	1	0	0	12	0	11	0	0	0	0	0	0	38	0	0	0	0	0	0	0	0	5	0	123
1979	13	0	0	1	33	0	2	0	0	18	0	19	0	0	0	1	0	0	11	0	0	0	0	0	0	0	0	8	0	106
1980	14	0	0	2	24	0	3	0	0	14	0	19	0	0	0	0	0	0	17	0	0	0	0	0	0	0	0	6	0	99
1981	12	0	0	1	41	0	0	0	0	17	0	11	0	0	0	4	0	0	17	0	0	0	0	0	0	0	0	5	0	108
1982	11	0	0	1	36	0	0	0	0	38	0	18	0	0	0	0	0	0	21	0	0	0	0	0	0	0	4	0	0	129
1983	9	0	0	4	36	0	2	0	0	15	0	7	0	0	0	0	0	0	19	0	0	0	0	0	0	0	6	0	0	98
1984	13	0	0	2	38	0	1	0	0	34	0	10	0	0	0	0	0	0	22	0	0	0	0	0	0	0	9	0	0	129
1985	13	0	0	0	40	0	2	0	0	45	0	11	0	0	0	6	0	0	14	0	0	0	0	0	0	0	8	0	0	139
1986	16	0	0	4	18	0	4	2	1	19	0	5	0	0	0	1	0	0	13	0	0	0	0	0	0	0	8	0	0	91
1987	15	0	0	5	32	0	2	17	1	36	0	5	0	0	0	3	0	0	19	0	0	0	0	0	0	0	9	0	0	144
1988	32	0	0	4	34	0	0	0	1	37	0	28	0	0	0	2	0	0	25	0	0	0	0	0	0	0	16	0	0	179
1989	13	0	0	2	47	0	1	2	2	28	0	10	0	0	0	1	0	0	18	0	0	1	0	0	0	0	14	0	0	139
1990	18	0	0	5	34	0	4	2	6	20	0	25	0	0	0	4	0	0	9	0	0	2	0	0	0	0	12	0	0	141
1991	19	0	0	2	54	0	2	3	5	29	0	36	0	0	0	2	0	0	17	0	0	3	0	0	0	0	14	0	0	186
1992	17	0	0	3	62	0	0	1	5	15	0	22	0	0	0	1	0	0	17	0	0	1	0	0	0	0	18	0	0	162

>>>

1) Case C-265/00, Campina Melkunie (Cour de justice Benelux/Benelux Gerechtshof).

Case C-196/09, Miles and Others (Complaints Board of the European Schools).

Case C-169/15, Montis Design (Cour de justice Benelux/Benelux Gerechtshof).

Year	BE	BG	CZ	DK	DE	EE	IE	EL	ES	FR	HR	IT	CY	LV	LT	LU	HU	MT	NL	AT	PL	PT	RO	SI	SK	FI	SE	UK	Others ¹	Total
1993	22	0	0	7	57	0	1	5	7	22	0	24	0	0	0	1	0	0	43	0	0	3	0	0	0	0	0	12	0	204
1994	19	0	0	4	44	0	2	0	13	36	0	46	0	0	0	1	0	0	13	0	0	1	0	0	0	0	0	24	0	203
1995	14	0	0	8	51	0	3	10	10	43	0	58	0	0	0	2	0	0	19	2	0	5	0	0	0	0	6	20	0	251
1996	30	0	0	4	66	0	0	4	6	24	0	70	0	0	0	2	0	0	10	6	0	6	0	0	0	3	4	21	0	256
1997	19	0	0	7	46	0	1	2	9	10	0	50	0	0	0	3	0	0	24	35	0	2	0	0	0	6	7	18	0	239
1998	12	0	0	7	49	0	3	5	55	16	0	39	0	0	0	2	0	0	21	16	0	7	0	0	0	2	6	24	0	264
1999	13	0	0	3	49	0	2	3	4	17	0	43	0	0	0	4	0	0	23	56	0	7	0	0	0	4	5	22	0	255
2000	15	0	0	3	47	0	2	3	5	12	0	50	0	0	0	0	0	0	12	31	0	8	0	0	0	5	4	26	1	224
2001	10	0	0	5	53	0	1	4	4	15	0	40	0	0	0	2	0	0	14	57	0	4	0	0	0	3	4	21	0	237
2002	18	0	0	8	59	0	0	7	3	8	0	37	0	0	0	4	0	0	12	31	0	3	0	0	0	7	5	14	0	216
2003	18	0	0	3	43	0	2	4	8	9	0	45	0	0	0	4	0	0	28	15	0	1	0	0	0	4	4	22	0	210
2004	24	0	0	4	50	0	1	18	8	21	0	48	0	0	0	1	2	0	28	12	0	1	0	0	0	4	5	22	0	249
2005	21	0	1	4	51	0	2	11	10	17	0	18	0	0	0	2	3	0	36	15	1	2	0	0	0	4	11	12	0	221
2006	17	0	3	3	77	0	1	14	17	24	0	34	0	0	1	1	4	0	20	12	2	3	0	0	1	5	2	10	0	251
2007	22	1	2	5	59	2	2	8	14	26	0	43	0	0	1	0	2	0	19	20	7	3	1	0	1	5	6	16	0	265
2008	24	0	1	6	71	2	1	9	17	12	0	39	1	3	3	4	6	0	34	25	4	1	0	0	0	4	7	14	0	288
2009	35	8	5	3	59	2	0	11	11	28	0	29	1	4	3	0	10	1	24	15	10	3	1	2	1	2	5	28	1	302
2010	37	9	3	10	71	0	4	6	22	33	0	49	0	3	2	9	6	0	24	15	8	10	17	1	5	6	6	29	0	385
2011	34	22	5	6	83	1	7	9	27	31	0	44	0	10	1	2	13	0	22	24	11	11	14	1	3	12	4	26	0	423
2012	28	15	7	8	68	5	6	1	16	15	0	65	0	5	2	8	18	1	44	23	6	14	13	0	9	3	8	16	0	404
2013	26	10	7	6	97	3	4	5	26	24	0	62	3	5	10	0	20	0	46	19	11	14	17	1	4	4	12	14	0	450
2014	23	13	6	10	87	0	5	4	41	20	1	52	2	7	6	0	23	0	30	18	14	8	28	4	3	8	3	12	0	428
2015	32	5	8	7	79	2	8	2	36	25	5	47	0	9	8	7	14	0	40	23	15	8	18	5	5	4	7	16	1	436
2016	26	18	5	12	84	1	6	6	47	23	2	62	0	9	8	1	15	1	26	20	19	21	14	3	6	7	5	23	0	470
2017	21	16	4	8	149	7	12	4	23	25	3	57	0	5	10	1	22	0	38	31	19	21	16	3	6	13	8	11	0	533
2018	40	20	12	3	78	2	12	3	67	41	3	68	1	5	6	4	29	0	35	35	31	15	23	2	6	6	7	14	0	568
2019	38	24	5	1	114	3	10	5	64	32	10	70	1	12	7	6	20	1	28	37	39	14	49	5	10	7	11	18	0	641
2020	36	28	9	6	140	3	5	2	30	21	4	44	0	17	7	3	18	0	18	50	41	17	20	2	6	7	6	17	0	557
2021	36	58	8	6	106	2	11	2	35	23	5	46	0	12	15	5	17	0	27	37	34	20	38	7	2	10	5	0	0	567
2022	30	43	13	4	98	4	14	4	41	23	4	63	0	4	6	2	20	0	28	34	39	28	29	0	7	6	2	0	0	546
2023	30	51	12	5	94	4	2	6	32	19	4	43	1	15	6	2	18	2	21	23	48	13	40	6	8	5	8	0	0	518
2024	36	38	14	1	66	4	16	5	30	25	7	98	1	10	10	12	21	0	19	39	47	16	28	4	9	4	13	0	0	573
Total	1 095	379	130	218	3 145	47	173	209	759	1160	48	1 877	11	135	112	126	301	6	1 184	776	406	297	366	46	92	160	186	672	3	14 119

1| Case C-265/00, Campina Melkunie (Cour de justice Benelux/Benelux Gerechtshof).

Case C-196/09, Miles and Others (Complaints Board of the European Schools).

Case C-169/15, Montis Design (Cour de justice Benelux/Benelux Gerechtshof).

**XXIII. General trend in the work of the Court (1952-2024) –
New references for a preliminary ruling by Member State and by court or tribunal**

Member State	Court or tribunal	Number of references	Total
Belgium	Cour constitutionnelle	45	1 095
	Cour de cassation	126	
	Conseil d'État	129	
	Other courts or tribunals	795	
Bulgaria	Върховен касационен съд	12	379
	Върховен административен съд	54	
	Other courts or tribunals	313	
Czech Republic	Nejvyšší soud	19	130
	Nejvyšší správní soud	57	
	Other courts or tribunals	54	
Denmark	Højesteret	39	218
	Other courts or tribunals	179	
Germany	Bundesverfassungsgericht	2	3 145
	Bundesgerichtshof	312	
	Bundesverwaltungsgericht	165	
	Bundesfinanzhof	369	
	Bundesarbeitsgericht	71	
	Bundessozialgericht	78	
	Other courts or tribunals	2 148	
Estonia	Riigikohus	23	47
	Other courts or tribunals	24	
Ireland	Supreme Court	55	173
	High Court	77	
	Other courts or tribunals	41	
Greece	Άρειος Πάγος	14	209
	Συμβούλιο της Επικρατείας	70	
	Ελεγκτικό Συνεδριο	3	
	Other courts or tribunals	122	
Spain	Tribunal Constitucional	1	759
	Tribunal Supremo	133	
	Other courts or tribunals	625	
France	Conseil constitutionnel	1	1 160
	Cour de cassation	176	
	Conseil d'État	183	
	Other courts or tribunals	800	
Croatia	Ustavni sud	1	48
	Vrhovni sud	2	
	Other courts or tribunals	45	

>>>

Member State	Court or tribunal	Number of references	Total
Italy	Corte Costituzionale	9	1 877
	Corte suprema di Cassazione	210	
	Consiglio di Stato	299	
	Other courts or tribunals	1 359	
Cyprus	Ανώτατο Δικαστήριο	4	11
	Other courts or tribunals	7	
Latvia	Satversmes tiesa	10	135
	Augstākā tiesa (Senāts)	86	
	Other courts or tribunals	39	
Lithuania	Konstitucinis Teismas	2	112
	Aukščiausiasis Teismas	33	
	Vyriausiasis administracinis teismas	50	
	Other courts or tribunals	27	
Luxembourg	Cour constitutionnelle	1	126
	Cour de cassation	43	
	Cour administrative	21	
	Other courts or tribunals	61	
Hungary	Kúria	44	301
	Fővárosi Ítéltábla	8	
	Szegedi Ítéltábla	5	
	Other courts or tribunals	244	
Malta	Qorti Kostituzzjonali	1	6
	Other courts or tribunals	5	
Netherlands	Hoge Raad	320	1 184
	Raad van State	152	
	Centrale Raad van Beroep	72	
	College van Beroep voor het Bedrijfsleven	176	
	Tariefcommissie	35	
	Other courts or tribunals	429	
Austria	Verfassungsgerichtshof	4	776
	Oberster Gerichtshof	189	
	Verwaltungsgerichtshof	146	
	Other courts or tribunals	437	
Poland	Trybunał Konstytucyjny	1	406
	Sąd Najwyższy	68	
	Naczelny Sąd Administracyjny	74	
	Other courts or tribunals	263	
Portugal	Tribunal Constitucional	1	297
	Supremo Tribunal de Justiça	22	
	Supremo Tribunal Administrativo	98	
	Other courts or tribunals	176	
Romania	Curtea Constituțională	1	366
	Înalta Curte de Casație și Justiție	37	
	Curtea de Apel	195	
	Other courts or tribunals	133	

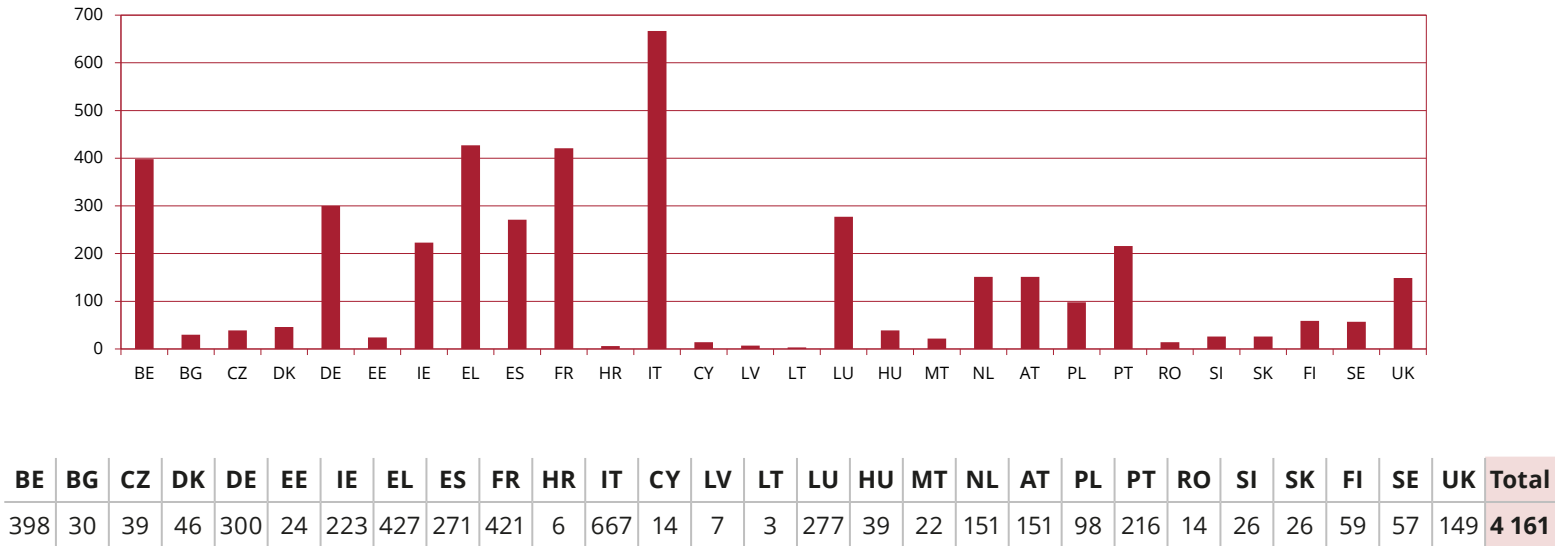
>>>

Member State	Court or tribunal	Number of references	Total
Slovenia	Ustavno sodišče	5	46
	Vrhovno sodišče	24	
	Other courts or tribunals	17	
Slovakia	Ústavný súd	1	92
	Najvyšší súd	27	
	Najvyšší správny súd	6	
	Other courts or tribunals	58	
Finland	Korkein oikeus	36	160
	Korkein hallinto-oikeus	75	
	Työtuomioistuin	5	
	Other courts or tribunals	44	
Sweden	Högsta Domstolen	30	186
	Högsta förvaltningsdomstolen	49	
	Marknadsdomstolen	5	
	Arbetsdomstolen	4	
	Other courts or tribunals	98	
United Kingdom	House of Lords	39	672
	Supreme Court	26	
	Other courts or tribunals	607	
Others	Cour de justice Benelux/Benelux Gerechtshof ¹	2	3
	Complaints Board of the European Schools ²	1	
		Total	14 119

1| Case C-265/00, Campina Melkunie.
Case C-169/15, Montis Design.

2| Case C-196/09, Miles and Others.

XXIV. General trend in the work of the Court (1952-2024) –
 Actions for failure to fulfil obligations brought against the Member States



XXV. Activity of the Registry of the Court of Justice (2020-2024)

Type of intervention	2020	2021	2022	2023	2024
Documents entered in the register of the Registry	107 697	116 340	112 327	106 637	117 532
Pages lodged by e-Curia	166 614	270 236	305 863	444 456	484 110
Procedural documents lodged by e-Curia (percentage)	79%	85%	87%	89%	91%
Hearings convened and organised	157	107	178	188	172
Sittings for the delivery of Opinions convened and organised	269	283	273	257	240
Judgments, opinions and orders terminating the proceedings served on the parties	726	703	730	718	772
Minutes of hearings drawn up (oral submissions, Opinions and judgments)	877	841	918	914	924
Notices in the OJ concerning new cases	601	676	741	644	701
Notices in the OJ concerning completed cases	759	690	662	701	710

XXVI. Requests for a preliminary ruling under Article 50b of the Statute (2024)

Since 1 October 2024, the General Court has jurisdiction to hear and determine requests for a preliminary ruling which come exclusively within one or several specific areas set out in Article 50b of the Statute, unless those requests raise independent questions relating to the interpretation of primary law, public international law, general principles of Union law or the Charter of Fundamental Rights of the European Union.

Those requests must be lodged with the Court of Justice, which is called upon to determine, according to the detailed rules in its Rules of Procedure, whether those requests fall exclusively within the jurisdiction of the Court of Justice or the General Court. A case is to be created by the Court of Justice or the General Court only once that determination has been made, where appropriate, by the President of the Court of Justice or the General Meeting of the Court of Justice.

This table sets out, by subject matter, all of the requests for a preliminary ruling coming under the article referred to above and lodged with the Court of Justice during the period in question and indicates the specific stage of the proceedings in respect of those requests reached by the Court of Justice at the end of the period in question.

	Examination ongoing	Requests transmitted to the General Court	Requests dealt with by the Court of Justice	No further action taken ¹	Total
Compensation and assistance to passengers	0	3	0	0	3
Customs Code	0	1	2	0	3
Excise duties	3	3	0	0	6
Greenhouse gas emission allowance trading	1	0	0	0	1
Tariff classification	1	0	0	0	1
Value added tax	2	7	0	0	9
Total	7	14	2	0	23

1| It was not necessary to rule on the request for a preliminary ruling because, for example, that request was withdrawn by the referring court.



Court of Justice
L-2925 Luxembourg
Tel. +352 4303-1

General Court
L-2925 Luxembourg
Tel. +352 4303-1

The Court on the internet:

curia.europa.eu

Text completed in February 2025 / Figures correct as at 31.12.2024

Layout: Court of Justice of the European Union | Communications Directorate |
Publications and Electronic Media Unit, 2025

All photos © European Union unless otherwise stated.

Any use or reproduction of photos or other material of which the European Union is not the copyright holder is prohibited without the authorisation of the copyright holders.

Neither the Court of Justice of the European Union nor any person acting on behalf of the Institution maybe held responsible for any use that may be made of the information contained herein.

Reuse is authorised provided the source is acknowledged.

© European Union, 2025



COURT OF JUSTICE OF THE EUROPEAN UNION

Directorate for Communication
Publications and Electronic Media Unit

March 2025

