

C — Statistics concerning the judicial activity of the Court of Justice

General activity of the Court of Justice

1. Cases completed, new cases, cases pending (2000–06)

Completed cases

2. Nature of proceedings (2000–06)
3. Judgments, orders, opinions (2006)
4. Bench hearing action (2000–06)
5. Subject-matter of the action (2006)
6. Proceedings for interim measures: outcome (2006)
7. Judgments concerning failure of a Member State to fulfil its obligations: outcome (2006)
8. Duration of proceedings (2000–06)

New cases

9. Nature of proceedings (2000–06)
10. Direct actions — Type of action (2006)
11. Subject-matter of the action (2006)
12. Actions for failure of a Member State to fulfil its obligations (2000–06)
13. Expedited and accelerated procedures (2000–06)

Cases pending as at 31 December

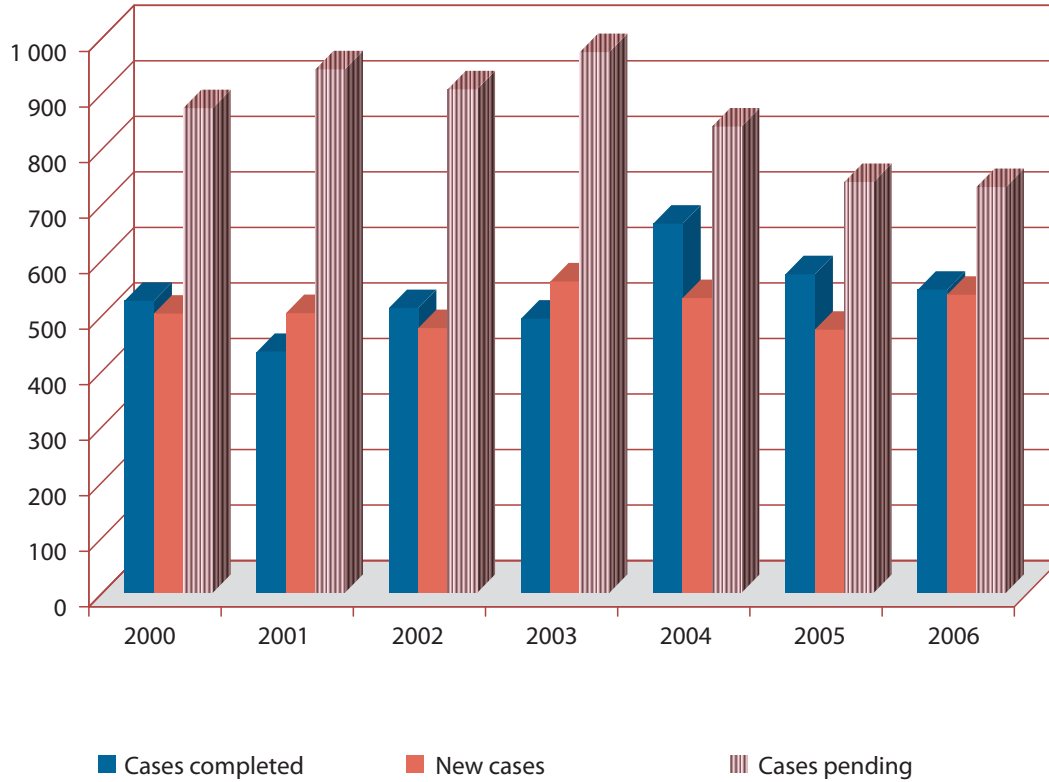
14. Nature of proceedings (2000–06)
15. Bench hearing action (2006)

General trend in the work of the Court (1952–2006)

16. New cases and judgments
17. New references for a preliminary ruling (by Member State per year)
18. New references for a preliminary ruling (by Member State and by court or tribunal)
19. New actions for failure of a Member State to fulfil its obligations

General activity of the Court of Justice

1. Cases completed, new cases, cases pending (2000–06)¹

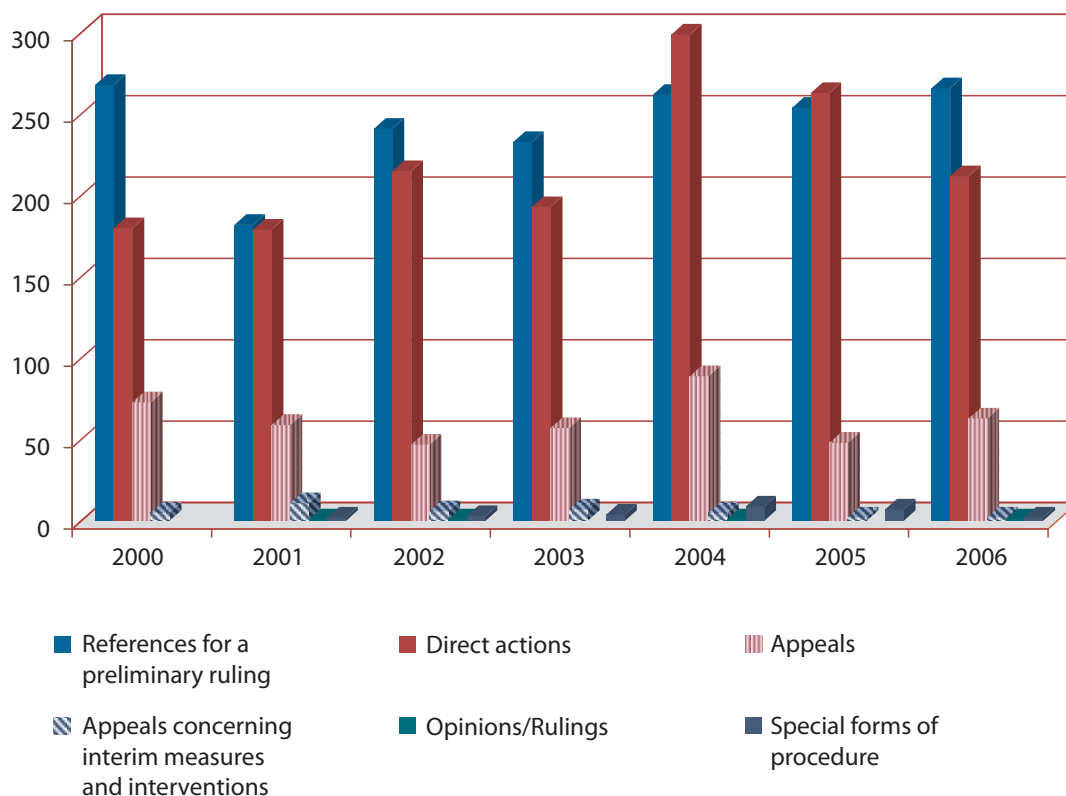


	2000	2001	2002	2003	2004	2005	2006
Cases completed	526	434	513	494	665	574	546
New cases	503	504	477	561	531	474	537
Cases pending	873	943	907	974	840	740	731

¹ The figures given (gross figures) represent the total number of cases, without account being taken of the joinder of cases on the ground of similarity (one case number = one case).

Completed cases

2. Nature of proceedings (2000–06)^{1 2}

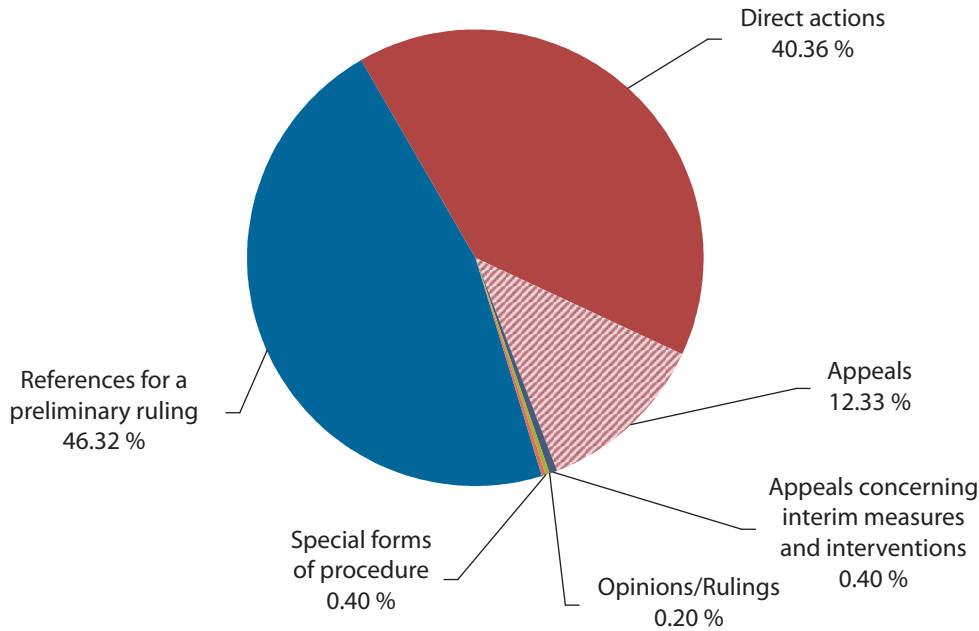


	2000	2001	2002	2003	2004	2005	2006
References for a preliminary ruling	268	182	241	233	262	254	266
Direct actions	180	179	215	193	299	263	212
Appeals	73	59	47	57	89	48	63
Appeals concerning interim measures and interventions	5	11	6	7	5	2	2
Opinions/Rulings		1	1		1		1
Special forms of procedure		2	3	4	9	7	2
Total	526	434	513	494	665	574	546

¹ The figures given (gross figures) represent the total number of cases, without account being taken of the joinder of cases on the ground of similarity (one case number = one case).

² The following are considered to be 'special forms of procedure': taxation of costs (Article 74 of the Rules of Procedure); legal aid (Article 76 of the Rules of Procedure); application to set a judgment aside (Article 94 of the Rules of Procedure); third-party proceedings (Article 97 of the Rules of Procedure); interpretation of a judgment (Article 102 of the Rules of Procedure); revision of a judgment (Article 98 of the Rules of Procedure); rectification of a judgment (Article 66 of the Rules of Procedure); attachment procedure (Protocol on Privileges and Immunities); cases concerning immunity (Protocol on Privileges and Immunities).

3. Completed cases — Judgments, orders, opinions (2006)¹



	Judgments	Non-interlocutory orders ²	Interlocutory orders ³	Other orders ⁴	Opinions of the Court	Total
References for a preliminary ruling	192	18		23		233
Direct actions	130			73		203
Appeals	28	30		4		62
Appeals concerning interim measures and interventions			1	1		2
Opinions/Rulings					1	1
Special forms of procedure	1	1				2
Total	351	49	1	101	1	503

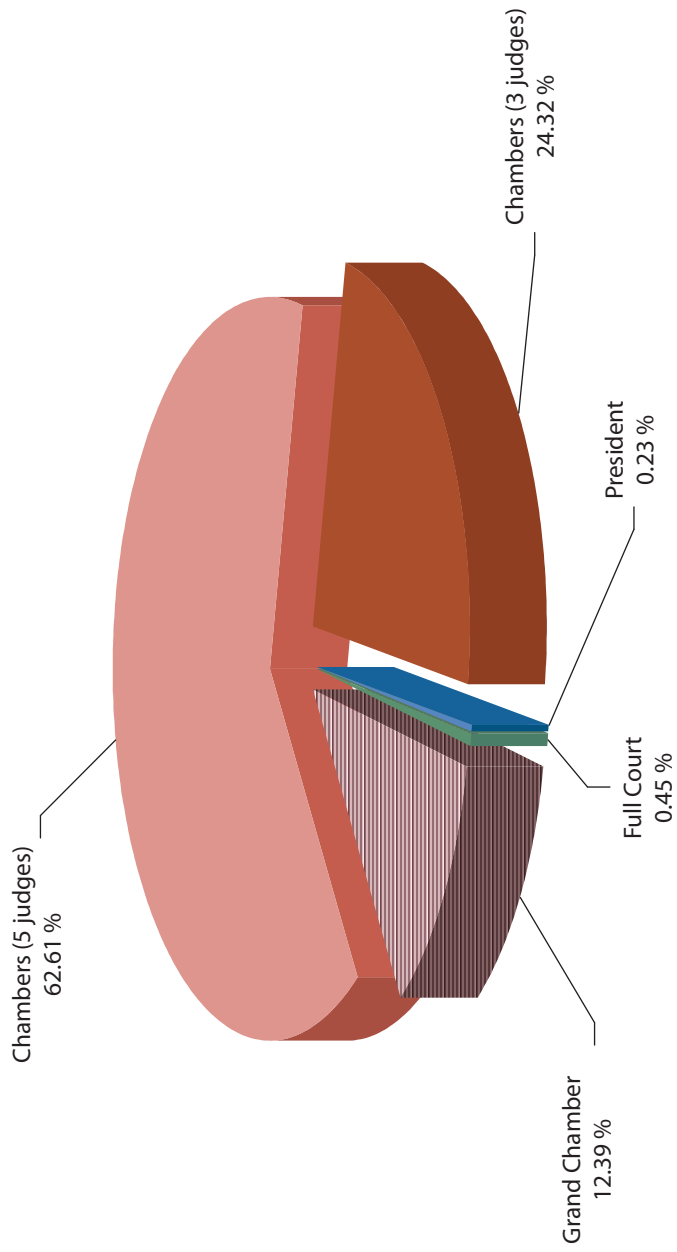
¹ The figures given (net figures) represent the number of cases after joinder on the ground of similarity (a set of joined cases = one case).

² Orders terminating proceedings by judicial determination (inadmissibility, manifest inadmissibility and so forth).

³ Orders made following an application on the basis of Article 185 or 186 of the EC Treaty (now Articles 242 EC and 243 EC), Article 187 of the EC Treaty (now Article 244 EC) or the corresponding provisions of the EA and CS Treaties, or following an appeal against an order concerning interim measures or intervention.

⁴ Orders terminating the case by removal from the register, declaration that there is no need to give a decision or referral to the Court of First Instance.

4. Completed cases — Bench hearing action (2000–06)¹



	2000		2001		2002		2003		2004		2005		2006								
	Judgments/ Opinions ¹	Orders ²	Judgments/ Opinions ¹	Orders ²	Judgments/ Opinions ¹	Orders ²	Judgments/ Opinions ¹	Orders ²	Judgments/ Opinions ¹	Orders ²	Judgments/ Opinions ¹	Orders ²	Judgments/ Opinions ¹	Orders ²	Total						
Full Court	31	6	37	33	2	35	27	4	31	48	2	50	21	1	1	2					
Small plenary	91		91	24		24	52		52	35		35	1								
Grand Chamber													31	1	32	55					
Chambers (5 judges)	162	3	165	155	13	168	177	10	187	200	8	208	257	18	275	265					
Chambers (3 judges)	50	40	90	59	42	101	60	27	87	51	27	78	113	61	174	103					
President		4	4		11	11		3	3		7	7		6	6	2					
Total	334	53	387	271	68	339	316	44	360	334	44	378	423	86	509	408	58	466	389	55	444

¹ The figures given (gross figures) represent the total number of cases, without account being taken of the joinder of cases on the ground of similarity (one case number = one case).

² Orders terminating proceedings by judicial determination (other than those removing a case from the register, declaring that there is no need to give a decision or referring a case to the Court of First Instance).

5. Completed cases — Subject-matter of the action (2006)¹

	Judgments/ Opinions	Orders ²	Total
Agriculture	28	2	30
Approximation of laws	17	2	19
Area of freedom, security and justice	9		9
Brussels Convention	4		4
Commercial policy	1		1
Common Customs Tariff	7		7
Community own resources	6		6
Company law	5	5	10
Competition	26	4	30
Customs union	8	1	9
Energy	6		6
Environment and consumers	39	1	40
European citizenship	4		4
External relations	9	2	11
Fisheries policy	7		7
Free movement of capital	4		4
Free movement of goods	8		8
Freedom of establishment	18	3	21
Freedom of movement for persons	18	2	20
Freedom to provide services	14	3	17
Intellectual property	14	5	19
Justice and home affairs	1	1	2
Law governing the institutions	12	3	15
Principles of Community law		1	1
Privileges and immunities	1		1
Regional policy	2		2
Social policy	25	4	29
Social security for migrant workers	6	1	7
State aid	21	2	23
Taxation	51	4	55
Transport	8	1	9
EC Treaty	379	47	426
EU Treaty	3		3
CS Treaty			
EA Treaty	3	1	4
Procedure	1	1	2
Staff Regulations	3	6	9
Others	4	7	11
OVERALL TOTAL	389	55	444

¹ The figures given (gross figures) represent the total number of cases, without account being taken of the joinder of cases on the ground of similarity (one case number = one case).

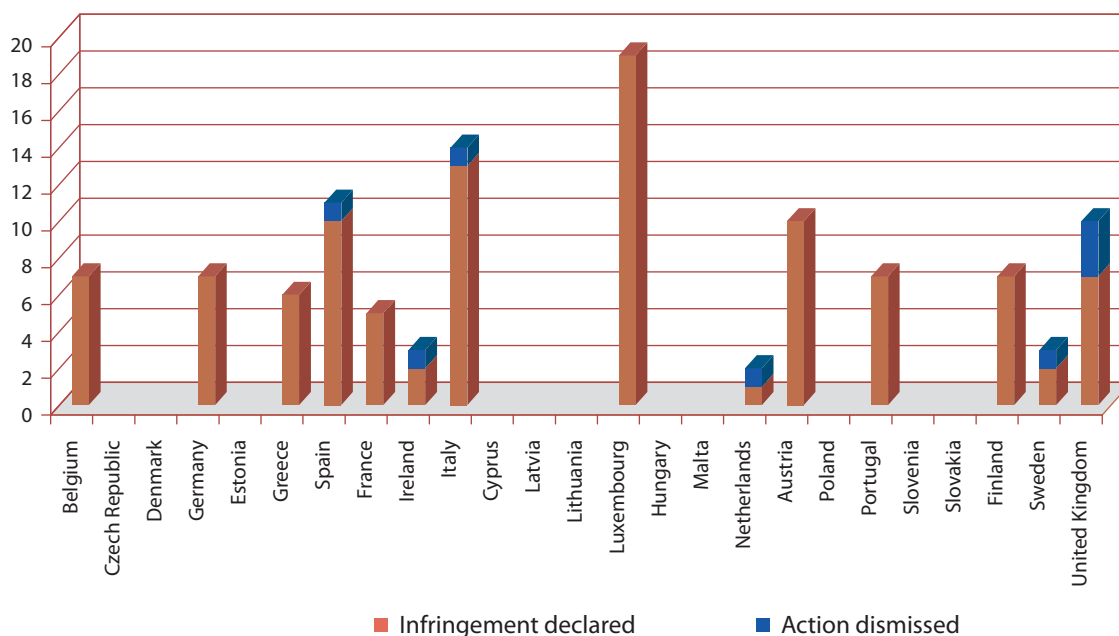
² Orders terminating proceedings by judicial determination (other than those removing a case from the register, declaring that there is no need to give a decision or referring a case to the Court of First Instance).

6. Proceedings for interim measures: outcome (2006)¹

	Number of applications for interim measures	Number of appeals concerning interim measures and interventions	Outcome	
			Dismissed/ Contested decision upheld	Granted/ Contested decision set aside
Competition		2	2	
Total EC Treaty		2	2	
EA Treaty				
Others				
OVERALL TOTAL		2	2	

¹ The figures given (net figures) represent the number of cases after joinder on the ground of similarity (a set of joined cases = one case).

7. Completed cases — Judgments concerning failure of a Member State to fulfil its obligations: outcome (2006)¹

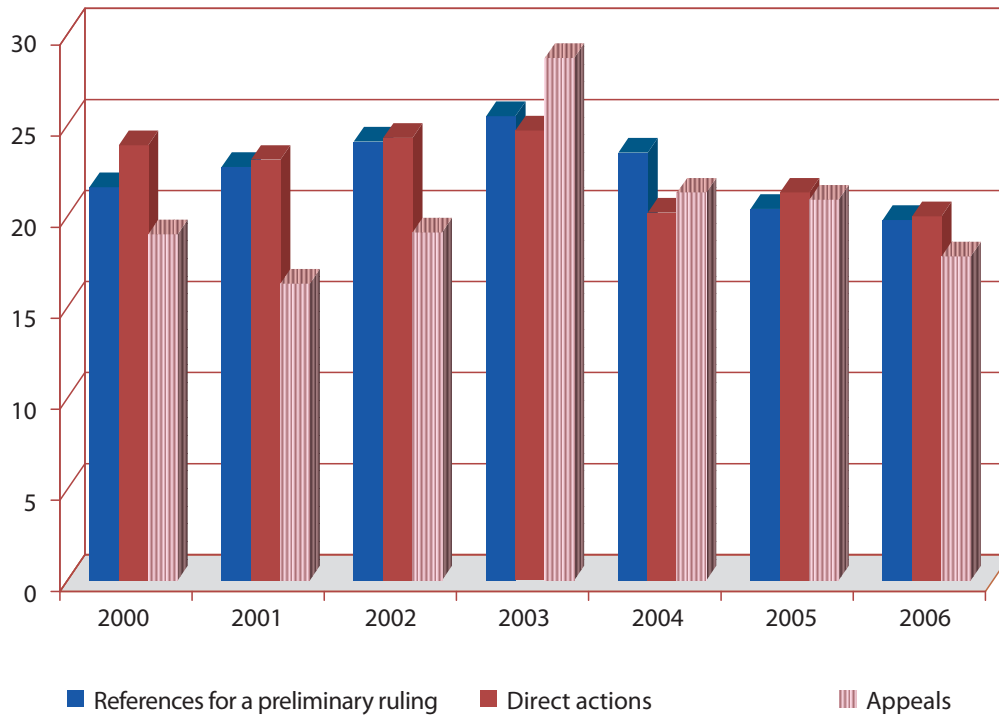


	Infringement declared	Action dismissed	Total
Belgium	7		7
Czech Republic			
Denmark			
Germany	7		7
Estonia			
Greece	6		6
Spain	10	1	11
France	5		5
Ireland	2	1	3
Italy	13	1	14
Cyprus			
Latvia			
Lithuania			
Luxembourg	19		19
Hungary			
Malta			
Netherlands	1	1	2
Austria	10		10
Poland			
Portugal	7		7
Slovenia			
Slovakia			
Finland	7		7
Sweden	2	1	3
United Kingdom	7	3	10
Total	103	8	111

¹ The figures given (net figures) represent the number of cases after joinder on the ground of similarity (a set of joined cases = one case).

8. Completed cases — Duration of proceedings (2000–06)¹

(Decisions by way of judgments and orders)²

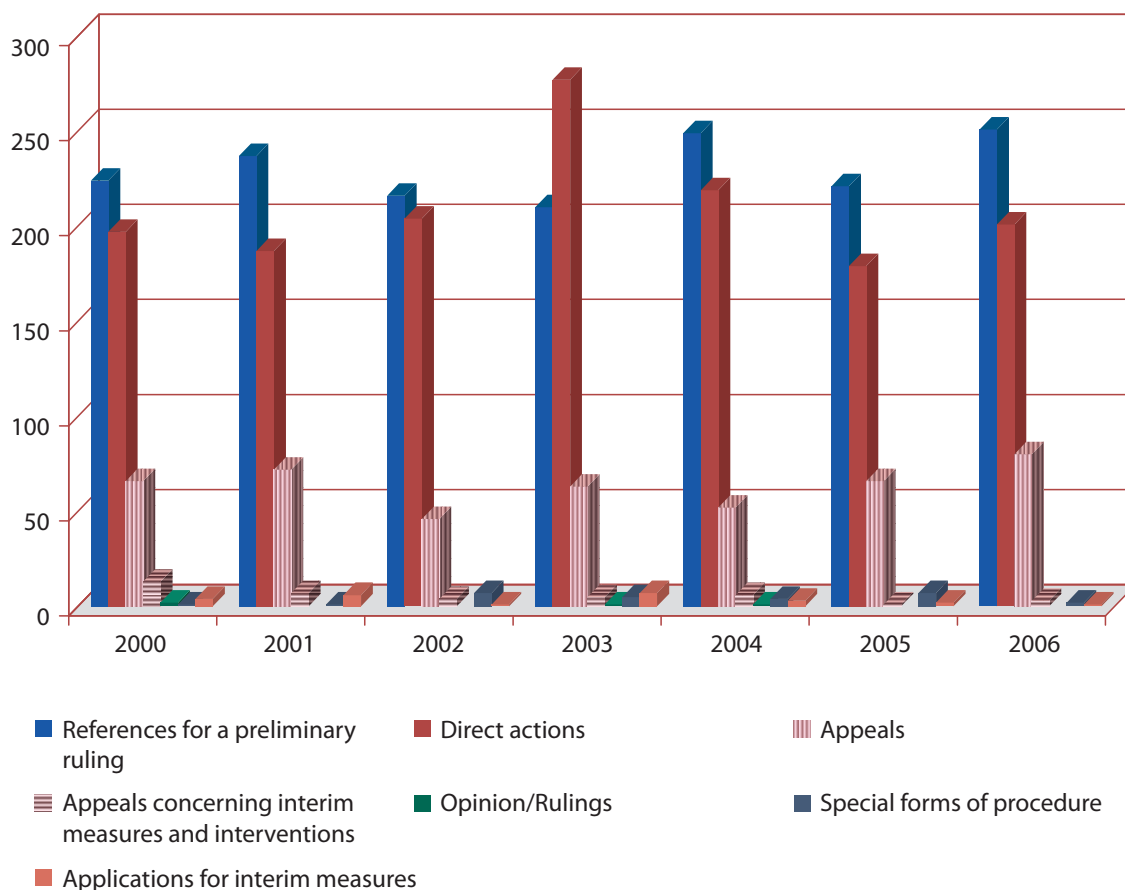


	2000	2001	2002	2003	2004	2005	2006
References for a preliminary ruling	21.6	22.7	24.1	25.5	23.5	20.4	19.8
Direct actions	23.9	23.1	24.3	24.7	20.2	21.3	20
Appeals	19	16.3	19.1	28.7	21.3	20.9	17.8

¹ The following types of cases are excluded from the calculation of the duration of proceedings: cases involving an interlocutory judgment or a measure of inquiry; opinions and rulings on agreements; special forms of procedure (namely taxation of costs, legal aid, application to set a judgment aside, third-party proceedings, interpretation of a judgment, revision of a judgment, rectification of a judgment, attachment procedure, cases concerning immunity); cases terminated by an order removing the case from the register, declaring that there is no need to give a decision or referring or transferring the case to the Court of First Instance; proceedings for interim measures and appeals concerning interim measures and interventions.

The duration of proceedings is expressed in months and tenths of months.

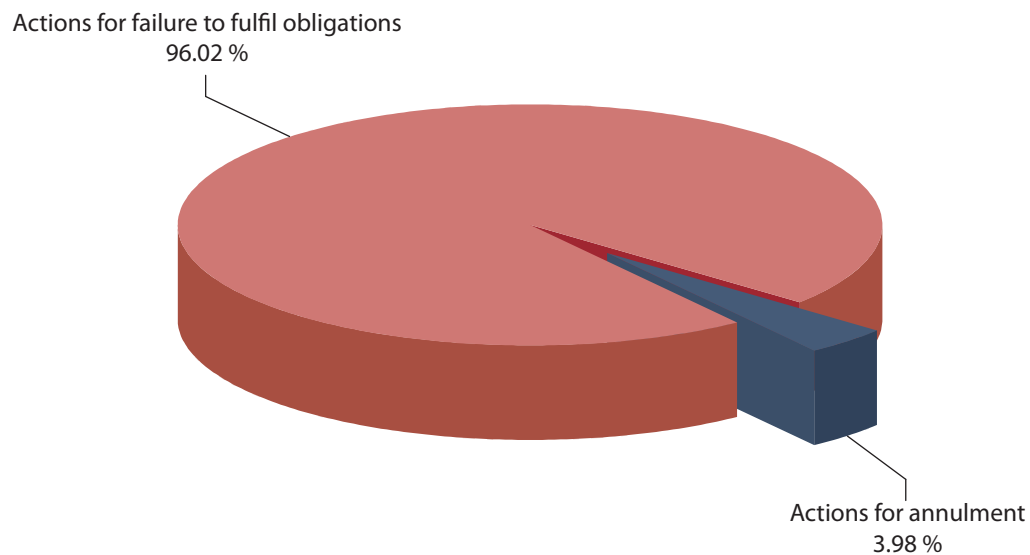
² Other than orders terminating a case by removal from the register, declaration that there is no need to give a decision or referral to the Court of First Instance.

New cases**9. Nature of proceedings (2000–06)¹**

	2000	2001	2002	2003	2004	2005	2006
References for a preliminary ruling	224	237	216	210	249	221	251
Direct actions	197	187	204	277	219	179	201
Appeals	66	72	46	63	52	66	80
Appeals concerning interim measures and interventions	13	7	4	5	6	1	3
Opinion/Rulings	2			1	1		
Special forms of procedure	1	1	7	5	4	7	2
Total	503	504	477	561	531	474	537
Applications for interim measures	4	6	1	7	3	2	1

¹ The figures given (gross figures) represent the total number of cases, without account being taken of the joinder of cases on the ground of similarity (one case number = one case).

10. New cases — Direct actions — Type of action (2006)¹



Actions for annulment	8
Actions for failure to act	
Actions for damages	
Actions for failure to fulfil obligations	193
Total	201

¹ The figures given (gross figures) represent the total number of cases, without account being taken of the joinder of cases on the ground of similarity (one case number = one case).

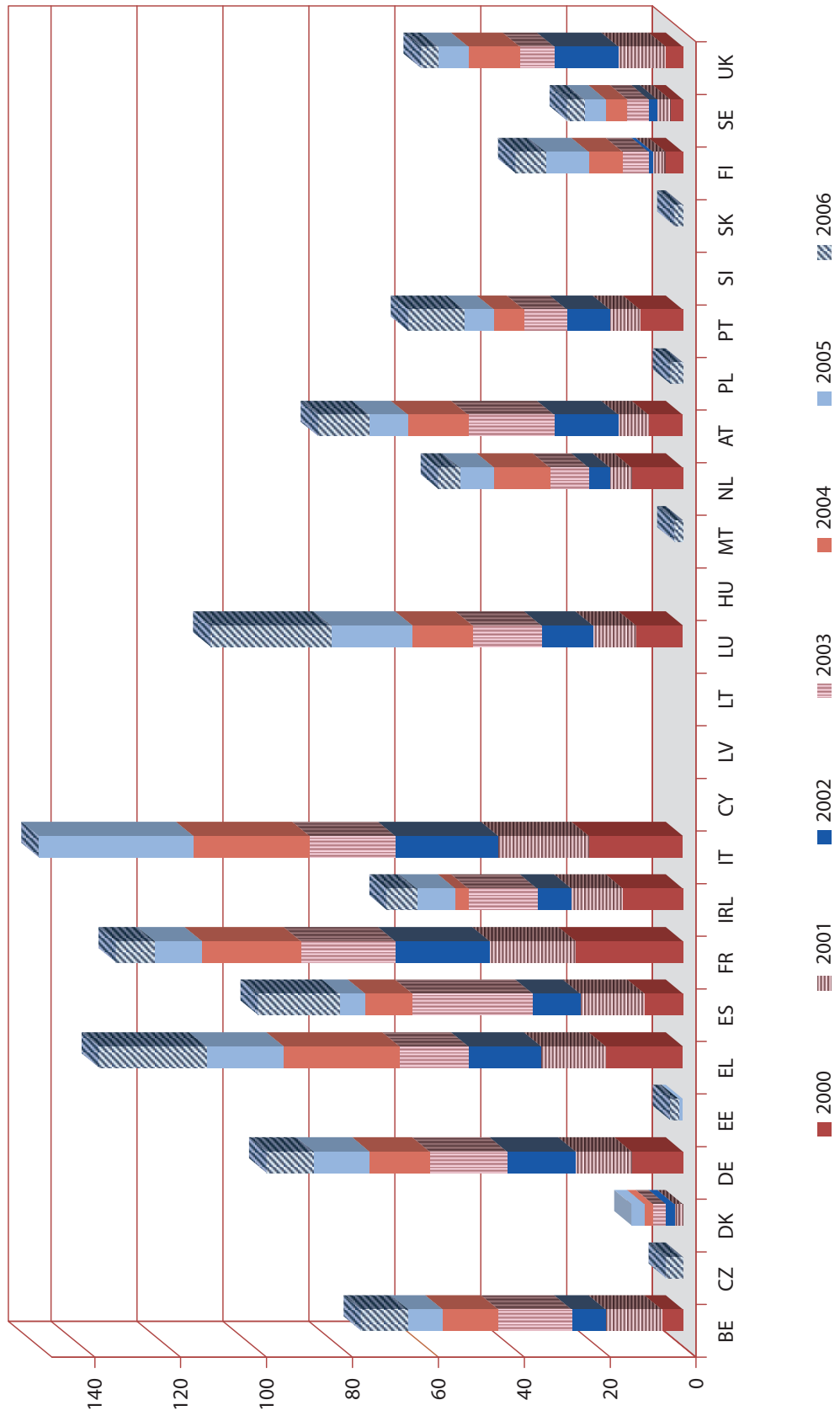
11. New cases¹ — Subject-matter of the action (2006)²

	Direct actions	References for a preliminary ruling	Appeals	Appeals concerning interim measures and interventions	Total	Special forms of procedure
Agriculture	11	43	3		57	
Approximation of laws	10	8			18	
Area of freedom, security and justice	8	5			13	
Brussels Convention		2			2	
Commercial policy			1		1	
Common Customs Tariff		9			9	
Common foreign and security policy		1	2		3	
Community own resources	2		2		4	
Company law	13	12	1		26	
Competition	1	14	15	2	32	
Customs union		7			7	
Energy	2	4			6	
Environment and consumers	54	3	2	1	60	
European citizenship		5			5	
External relations	2	5	4		11	
Fisheries policy	1		4		5	
Free movement of capital	2	5			7	
Free movement of goods	5	8			13	
Freedom of establishment	14	17			31	
Freedom of movement for persons	5	8	1		14	
Freedom to provide services	12	10			22	
Industrial policy	10	6			16	
Intellectual property		4	19		23	
Justice and home affairs	1	1			2	
Law governing the institutions	7	1	2		10	
Principles of Community law		5			5	
Regional policy		2	4		6	
Social policy	21	17			38	
Social security for migrant workers		9			9	
State aid	5	9	6		20	
Taxation	7	27			34	
Transport	7	2			9	
EC Treaty	200	249	66	3	518	
EU Treaty						
CS Treaty		1			1	
EA Treaty	1		1		2	
Procedure						2
Staff Regulations		1	13		14	
Others		1	13		14	2
OVERALL TOTAL	201	251	80	3	535	2

¹ Taking no account of applications for interim measures.

² The figures given (gross figures) represent the total number of cases, without account being taken of the joinder of cases on the ground of similarity (one case number = one case).

12. New cases — Actions for failure of a Member State to fulfil its obligations (2000–06)¹



	BE	CZ	DK	DE	EE	EL	ES	FR	IRL	IT	CY	LV	LT	LU	HU	MT	NL	AT	PL	PT	SI	SK	FI	SE	UK	Total ²
2000	5			12		18	9	25	14	22				11			12	8		10			4	3	4	157
2001	13		2	13		15	15	20	12	21				10			5	7		7			3	3	11	157
2002	8		2	16		17	11	22	8	24				12			5	15		10			1	2	15	168
2003	17		3	18		16	28	22	16	20				16			9	20		10			6	5	8	214
2004	13		2	14		27	11	23	3	27				14			13	14		7			8	5	12	193
2005	8		3	13	1	18	6	11	9	36				19			8	9		7			10	5	7	170
2006	11	4		11	2	25	19	9	7	25				28		2	5	12	3	13		2	7	4	4	193

¹ The figures given (gross figures) represent the total number of cases, without account being taken of the joinder of cases on the ground of similarity (one case number = one case).

The actions covered are actions under Articles 93, 169, 170, 171 and 225 of the EC Treaty (now Articles 88 EC, 226 EC, 227 EC, 228 EC and 298 EC), Articles 141 EA, 142 EA and 143 EA and Article 88 CS.

² Including one action brought under Article 170 of the EC Treaty (now Article 227 EC).

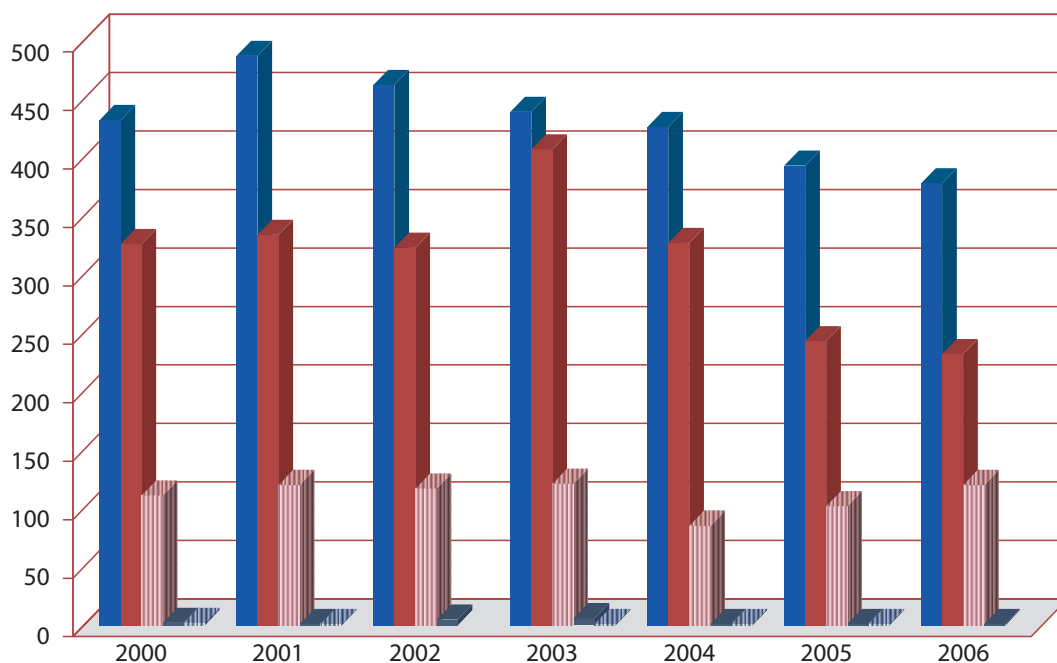
13. New cases — Expedited and accelerated procedures (2000–06)¹

	2000		2001		2002		2003		2004		2005		2006		Total
	Granted	Not granted	Granted	Not granted	Granted	Not granted	Granted	Not granted	Granted	Not granted	Granted	Not granted	Granted	Not granted	
Direct actions						1		3	1	2					7
References for a preliminary ruling		1	1	5		1		3		10		5		5	31
Appeals				2			1	1							4
Opinions of the Court										1					1
Total		1	1	7		2	1	7	1	13		5		5	43

¹ A case before the Court of Justice may be dealt with under such a procedure pursuant to Articles 62a, 104a and 118 of the Rules of Procedure, as amended with effect from 1 July 2000.

Cases pending as at 31 December

14. Nature of proceedings (2000–06)¹



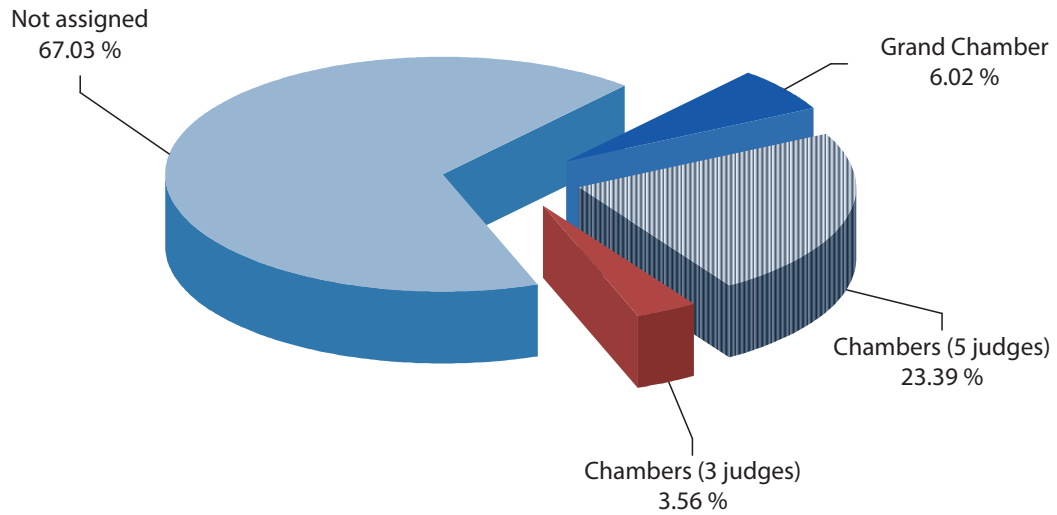
■ References for a preliminary ruling ■ Direct actions
■ Appeals ■ Special forms of procedure
■ Opinions/Rulings

	2000	2001	2002	2003	2004	2005	2006
References for a preliminary ruling	432	487	462	439	426	393	378
Direct actions	326	334	323	407	327	243	232
Appeals	111	120	117	121	85	102	120
Special forms of procedure	2	1	5	6	1	1	1
Opinions/Rulings	2	1		1	1	1	
Total	873	943	907	974	840	740	731

¹ The figures given (gross figures) represent the total number of cases, without account being taken of the joinder of cases on the ground of similarity (one case number = one case).

15. Cases pending as at 31 December — Bench hearing action (2006)¹

Distribution in 2006



	2000	2001	2002	2003	2004	2005	2006
Not assigned	634	602	546	690	547	437	490
Full Court	34	31	47	21	2	2	
Small plenary	26	66	36	1			
Grand Chamber				24	56	60	44
Chambers (5 judges)	129	199	234	195	177	212	171
Chambers (3 judges)	42	42	42	42	57	29	26
President	8	3	2	1	1		
Total	873	943	907	974	840	740	731

¹ The figures given (gross figures) represent the total number of cases, without account being taken of the joinder of cases on the ground of similarity (one case number = one case).

General trend in the work of the Court (1952–2006)**16. New cases and judgments**

Year	New cases ¹						Judgments ²
	Direct actions ³	References for a preliminary ruling	Appeals	Appeals concerning interim measures and interventions	Total	Applications for interim measures	
1953	4				4		
1954	10				10		2
1955	9				9	2	4
1956	11				11	2	6
1957	19				19	2	4
1958	43				43		10
1959	47				47	5	13
1960	23				23	2	18
1961	25	1			26	1	11
1962	30	5			35	2	20
1963	99	6			105	7	17
1964	49	6			55	4	31
1965	55	7			62	4	52
1966	30	1			31	2	24
1967	14	23			37		24
1968	24	9			33	1	27
1969	60	17			77	2	30
1970	47	32			79		64
1971	59	37			96	1	60
1972	42	40			82	2	61
1973	131	61			192	6	80
1974	63	39			102	8	63
1975	62	69			131	5	78
1976	52	75			127	6	88
1977	74	84			158	6	100
1978	147	123			270	7	97
1979	1 218	106			1 324	6	138
1980	180	99			279	14	132
1981	214	108			322	17	128
1982	217	129			346	16	185
1983	199	98			297	11	151

>>>

Year	New cases ¹					Applications for interim measures	Judgments ²
	Direct actions ³	References for a preliminary ruling	Appeals	Appeals concerning interim measures and interventions	Total		
1984	183	129			312	17	165
1985	294	139			433	23	211
1986	238	91			329	23	174
1987	251	144			395	21	208
1988	193	179			372	17	238
1989	244	139			383	19	188
1990 ⁴	221	141	15	1	378	12	193
1991	142	186	13	1	342	9	204
1992	253	162	24	1	440	5	210
1993	265	204	17		486	13	203
1994	128	203	12	1	344	4	188
1995	109	251	46	2	408	3	172
1996	132	256	25	3	416	4	193
1997	169	239	30	5	443	1	242
1998	147	264	66	4	481	2	254
1999	214	255	68	4	541	4	235
2000	199	224	66	13	502	4	273
2001	187	237	72	7	503	6	244
2002	204	216	46	4	470	1	269
2003	278	210	63	5	556	7	308
2004	220	249	52	6	527	3	375
2005	179	221	66	1	467	2	362
2006	201	251	80	3	535	1	351
Total	7 908	5 765	761	61	14 495	342	7 178

¹ Gross figures; special forms of procedure are not included.

² Net figures.

³ Including opinions of the Court.

⁴ The Court of First Instance began operating in 1989.

17. General trend in the work of the Court (1952–2006) —

New references for a preliminary ruling (by Member State per year)¹

	BE	CZ	DK	DE	EE	EL	ES	FR	IRL	IT	CY	LV	LT	LU	HU	MT	NL	AT	PL	PT	SI	SK	FI	SE	UK	Benelux ²	Total	
1961																	1										1	
1962																	5											5
1963													1				5											6
1964										2							4											6
1965				4				2									1											7
1966																	1											1
1967	5			11				3					1				3											23
1968	1			4				1		1							2											9
1969	4			11				1					1															17
1970	4			21				2		2							3											32
1971	1			18				6		5			1				6											37
1972	5			20				1		4							10											40
1973	8			37				4		5			1				6											61
1974	5			15				6		5							7								1			39
1975	7		1	26				15		14			1				4								1			69
1976	11			28				8		12							14								1			75
1977	16		1	30				14		7							9								5			84
1978	7		3	46				12		11							38								5			123
1979	13		1	33				18		19			1				11								8			106
1980	14		2	24				14		19							17								6			99
1981	12		1	41				17		11			4				17								5			108
1982	10		1	36				39		18							21								4			129

>>>

	BE	CZ	DK	DE	EE	EL	ES	FR	IRL	IT	CY	LV	LT	LU	HU	MT	NL	AT	PL	PT	SI	SK	FI	SE	UK	Benelux ²	Total
1983	9		4	36				15	2	7							19								6		98
1984	13		2	38				34	1	10							22								9		129
1985	13			40				45	2	11				6			14								8		139
1986	13		4	18			2	1	19	4	5			1			16								8		91
1987	15		5	32			17	1	36	2	5			3			19								9		144
1988	30		4	34				1	38	28				2			26								16		179
1989	13		2	47			2	2	28	1	10			1			18			1					14		139
1990	17		5	34			2	6	21	4	25			4			9			2					12		141
1991	19		2	54			3	5	29	2	36			2			17			3					14		186
1992	16		3	62			1	5	15	22				1			18			1					18		162
1993	22		7	57			5	7	22	1	24			1			43			3					12		204
1994	19		4	44				13	36	2	46			1			13			1					24		203
1995	14		8	51			10	10	43	3	58			2			19	2		5				6	20		251
1996	30		4	66			4	6	24	70				2			10	6		6				3	4	21	256
1997	19		7	46			2	9	10	1	50			3			24	35		2				6	7	18	239
1998	12		7	49			5	55	16	3	39			2			21	16		7				2	6	24	264
1999	13		3	49			3	4	17	2	43			4			23	56		7				4	5	22	255
2000	15		3	47			3	5	12	2	50						12	31		8				5	4	26	224
2001	10		5	53			4	4	15	1	40			2			14	57		4				3	4	21	237
2002	18		8	59			7	3	8	37				4			12	31		3				7	5	14	216
2003	18		3	43			4	8	9	2	45			4			28	15		1				4	4	22	210
2004	24		4	50			18	8	21	1	48			1	2		28	12		1				4	5	22	249
2005	21		1	51			11	10	17	2	18			2	3		36	15		1	2			4	11	12	221
2006	17		3	77			14	17	24	1	34			1	1	4	20	12		2	3			1	5	2	251
Total	533	4	111	1 542			117	180	717	48	896			1	60	9	666	288	3	60		1	47	63	418	1	5 765

¹ Article 177 of the EC Treaty (now Article 234 EC), Article 35 (1) EU, Article 41 CS, Article 150 EA, 1971 Protocol.

² Case C-265/00 Campina Melkunie.

18. General trend in the work of the Court (1952–2006) — New references for a preliminary ruling (by Member State and by court or tribunal)

			Total
Belgium	Cour de cassation	68	
	Cour d'arbitrage	5	
	Conseil d'État	38	
	Other courts or tribunals	422	533
Czech Republic	Nejvyššího soudu		
	Nejvyšší správní soud		
	Ústavní soud		
	Other courts or tribunals	4	4
Denmark	Højesteret	19	
	Other courts or tribunals	92	111
Germany	Bundesgerichtshof	102	
	Bundesverwaltungsgericht	73	
	Bundesfinanzhof	233	
	Bundesarbeitsgericht	17	
	Bundessozialgericht	72	
	Staatsgerichtshof des Landes Hessen	1	
	Other courts or tribunals	1 044	1 542
Estonia	Riigikohus		
	Other courts or tribunals		
Greece	Άρειος Πάγος	9	
	Συμβούλιο της Επικρατείας	26	
	Other courts or tribunals	82	117
Spain	Tribunal Supremo	17	
	Audiencia Nacional	1	
	Juzgado Central de lo Penal	7	
	Other courts or tribunals	155	180
France	Cour de cassation	74	
	Conseil d'État	34	
	Other courts or tribunals	609	717
Ireland	Supreme Court	15	
	High Court	15	
	Other courts or tribunals	18	48
Italy	Corte suprema di Cassazione	90	
	Consiglio di Stato	57	
	Other courts or tribunals	749	896

>>>

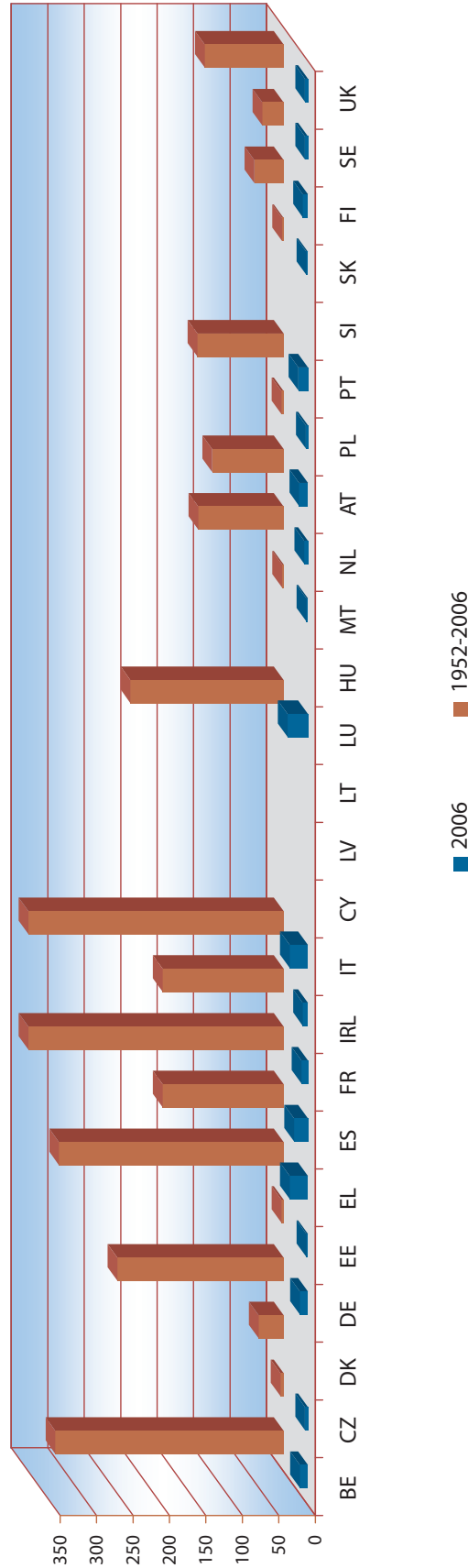
			Total
Cyprus	Ανώτατο Δικαστήριο		
	Other courts or tribunals		
Latvia	Augstākā tiesa		
	Satversmes tiesa		
	Other courts or tribunals		
Lithuania	Konstitucinis Teismas		
	Lietuvos Aukščiausiasis Teismas		
	Lietuvos vyriausiasis administracinis Teismas	1	
	Other courts or tribunals		1
Luxembourg	Cour supérieure de justice	10	
	Conseil d'État	13	
	Cour administrative	7	
	Other courts or tribunals	30	60
Hungary	Legfelsőbb Bíróság	1	
	Szegedi Ítéletáblá	1	
	Other courts or tribunals	7	9
Malta	Constitutional Court		
	Qorti ta' l-Appel		
	Other courts or tribunals		
Netherlands	Raad van State	51	
	Hoge Raad der Nederlanden	147	
	Centrale Raad van Beroep	44	
	College van Beroep voor het Bedrijfsleven	134	
	Tariefcommissie	34	
	Other courts or tribunals	256	666
Austria	Verfassungsgerichtshof	4	
	Oberster Gerichtshof	59	
	Oberster Patent- und Markensenat	1	
	Bundesvergabeamt	24	
	Verwaltungsgerichtshof	46	
	Vergabekontrollsenat	4	
	Other courts or tribunals	150	288

>>>

			Total
Poland	Sąd Najwyższy		
	Naczelny Sąd Administracyjny		
	Trybunał Konstytucyjny		
	Other courts or tribunals	3	3
Portugal	Supremo Tribunal de Justiça	1	
	Supremo Tribunal Administrativo	34	
	Other courts or tribunals	25	60
Slovenia	Vrhovno sodišče		
	Ustavno sodišče		
	Other courts or tribunals		
Slovakia	Ústavný Súd		
	Najvyšší súd		
	Other courts or tribunals	1	1
Finland	Korkein hallinto-oikeus	18	
	Korkein oikeus	7	
	Other courts or tribunals	22	47
Sweden	Högsta Domstolen	8	
	Marknadsdomstolen	3	
	Regeringsrätten	19	
	Other courts or tribunals	33	63
United Kingdom	House of Lords	35	
	Court of Appeal	38	
	Other courts or tribunals	345	418
Benelux	Cour de justice/Gerechtshof ¹	1	1
Total			5 765

¹ Case C-265/00 Campina Melkunie.

**19. General trend in the work of the Court (1952–2006) —
New actions for failure of a Member State to fulfil its obligations¹**



	BE	CZ	DK	DE	EE	EL	ES	FR	IRL	IT	CY	LV	LT	LU	HU	MT	NL	AT	PL	PT	SI	SK	FI	SE	UK	Total
2006	11	4		11	2	25	19	9	7	25				28		2	5	12	3	13		2	7	4	4	193
1952-2006	313	4	34	228	3	308	166	352	166	559				210		2	117	98	3	118		2	40	29	108	2 860

The cases brought against Spain include an action under Article 170 of the EC Treaty (now Article 227 EC), brought by Belgium.

The cases brought against France include an action under Article 170 of the EC Treaty (now Article 227 EC), brought by Ireland.

The cases brought against the United Kingdom include three actions under Article 170 of the EC Treaty (now Article 227 EC), one brought by France and two by Spain.

¹ The actions covered are actions under Articles 93, 169, 170, 171 and 225 of the EC Treaty (now Articles 88 EC, 226 EC, 227 EC, 228 EC and 298 EC), Articles 141 EA, 142 EA and 143 EA and Article 88 CS.