

B — Statistics concerning the judicial activity of the Court of First Instance***General activity of the Court of First Instance***

1. New cases, completed cases, cases pending (1996-2004)

New cases

2. Nature of proceedings (2000-2004)
3. Type of action (2000-2004)
4. Subject-matter of the action (2000-2004)

Completed cases

5. Nature of proceedings (2000-2004)
6. Subject-matter of the action (2004)
7. Bench hearing action (2004)
8. Duration of proceedings in months (2000-2004)

Cases pending as at 31 December of each year

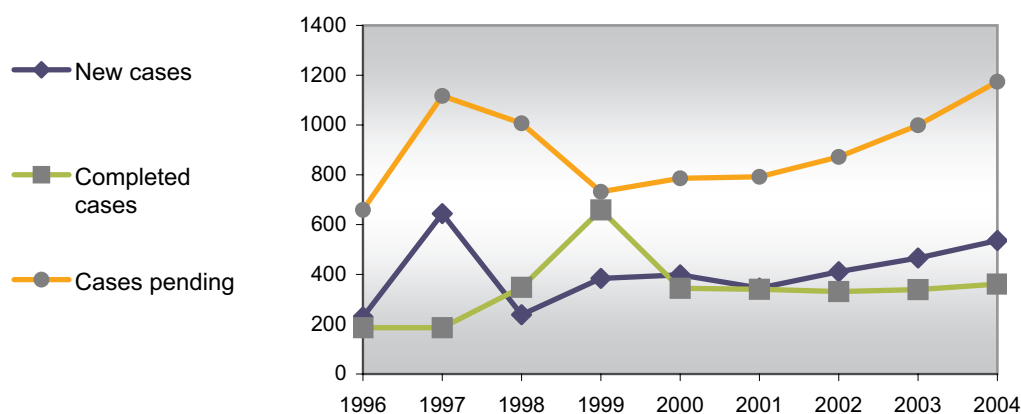
9. Nature of proceedings (2000-2004)
10. Subject-matter of the action (2000-2004)

Miscellaneous

11. Decisions in proceedings for interim measures: outcome (2004)
12. Appeals against decisions of the Court of First Instance
13. Results of appeals
14. General trend (1989-2004) – New cases, completed cases, cases pending

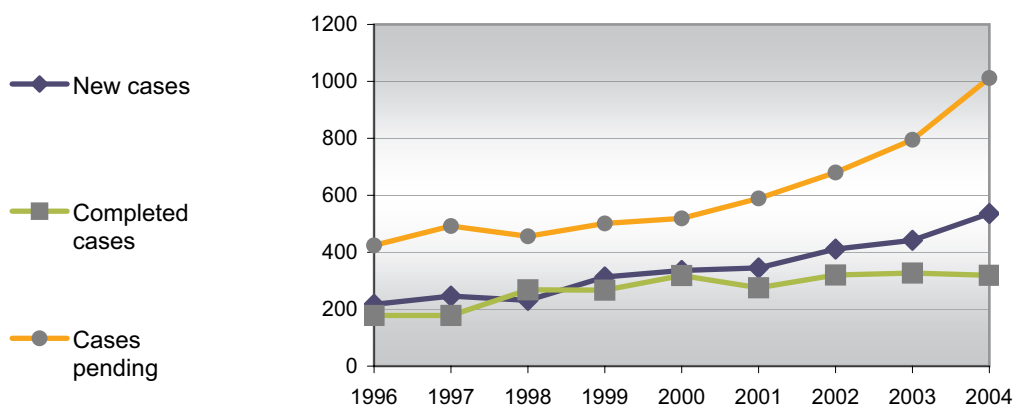
General activity of the Court of First Instance**1. New cases, completed cases, cases pending (1996 – 2004)**

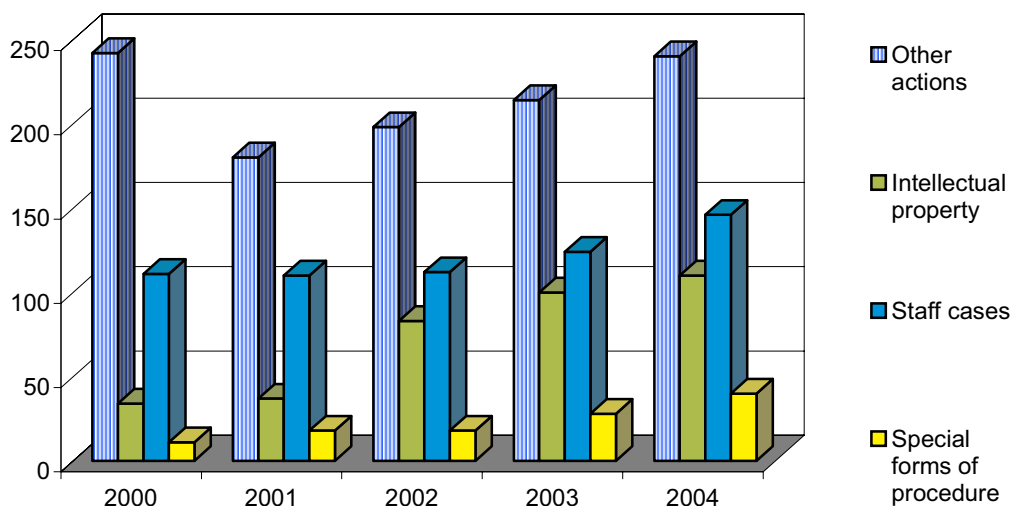
	1996	1997	1998	1999	2000	2001	2002	2003	2004
New cases	229	644	238	384	398	345	411	466	536
Completed cases	186	186	348	659	344	340	331	339	361
Cases pending	659	1117	1007	732	786	792	872	999	1174



In the above table, the figures include certain groups of identical or related cases (cases concerning milk quotas, customs agents, State aid in the Netherlands for service-stations and State aid in the region of Venice, the restructuring of the fisheries sector, and staff cases). If those sets of cases are excluded, the following figures are obtained:

	1996	1997	1998	1999	2000	2001	2002	2003	2004
New cases	217	246	231	313	336	345	411	442	536
Completed cases	178	178	268	267	318	275	320	327	319
Cases pending	424	492	456	501	519	589	680	795	1012



New cases**2. Nature of proceedings (2000-2004)^{1 2}**

	2000	2001	2002	2003	2004
Other actions	242	180	198	214	240
Intellectual property	34	37	83	100	110
Staff cases	111	110	112	124	146
Special forms of procedure	11	18	18	28	40
Total	398	345	411	466	536

2000: The figures include three cases concerning State aid in the Netherlands for service-stations and 59 cases concerning State aid in the region of Venice.

2003: The figures include 24 cases concerning the restructuring of the fisheries sector.

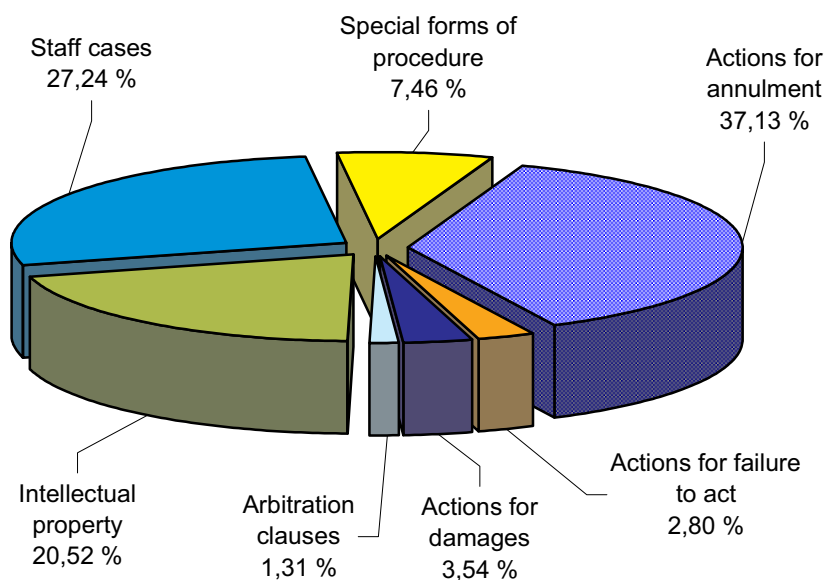
2004: The number relating to other actions includes 48 actions brought by Member States, in consequence of the new areas of jurisdiction allocated to the Court of First Instance since 1 June 2004 by virtue of the amendment of Article 51 of the Statute of the Court of Justice.

¹ The entry 'other actions' in this table and on the following pages refers to all actions brought by natural or legal persons other than actions brought by officials of the European Communities and intellectual property cases.

² The following are considered to be 'special forms of procedure' (in this and the following tables): application to set a judgment aside (Article 41 of the EC Statute; Article 122 of the Rules of Procedure of the Court of First Instance); third party proceedings (Article 42 of the EC Statute; Article 123 of the Rules of Procedure); revision of a judgment (Article 44 of the EC Statute; Article 125 of the Rules of Procedure); interpretation of a judgment (Article 43 of the EC Statute; Article 129 of the Rules of Procedure); taxation of costs (Article 92 of the Rules of Procedure); legal aid (Article 94 of the Rules of Procedure); rectification of a judgment (Article 84 of the Rules of Procedure).

3. New cases – Nature of proceedings (2000-2004)

Distribution in 2004



	2000	2001	2002	2003	2004
Actions for annulment	220	134	171	174	199
Actions for failure to act	6	17	12	13	15
Actions for damages	17	21	13	24	19
Arbitration clauses		8	2	3	7
Intellectual property	34	37	83	100	110
Staff cases	110	110	112	124	146
Special forms of procedure	11	18	18	28	40
Total	398	345	411	466	536

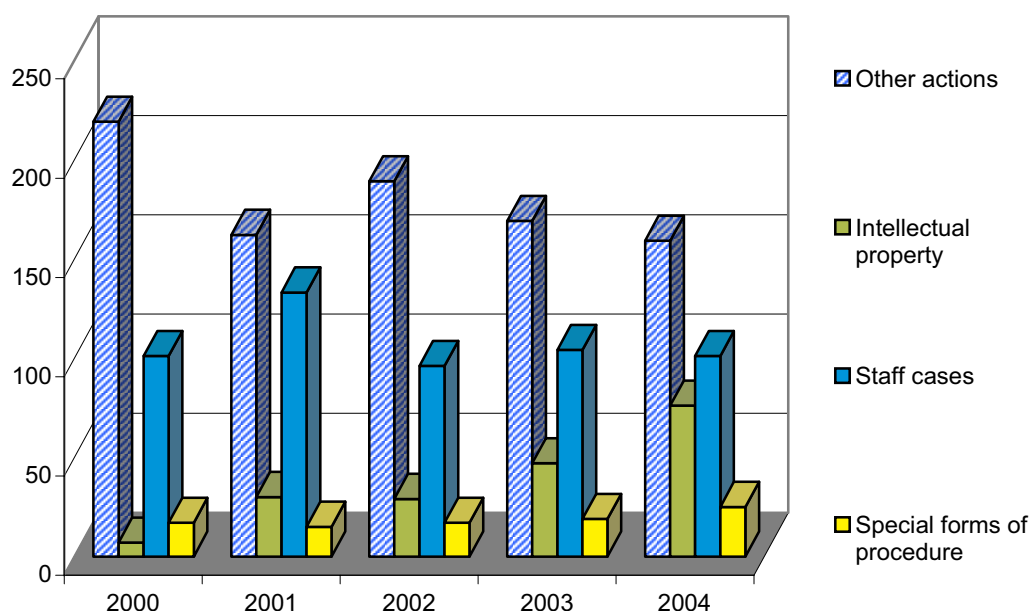
2000: The figures include three cases concerning State aid in the Netherlands for service-stations and 59 cases concerning State aid in the region of Venice

2003: The figures include 24 cases concerning the restructuring of the fisheries sector.

4. New cases – Subject-matter of the action (2000-2004)¹

	2000	2001	2002	2003	2004
Accession of new States				1	1
Agriculture	23	17	9	11	25
Approximation of laws		2	1	4	1
Arbitration clause		2	1		
Association of the Overseas Countries and Territories	6	6		1	
Commercial policy	8	4	5	6	12
Common Customs Tariff		2	1		1
Common foreign and security policy		6	3	2	4
Company law	4	6	3	3	6
Competition	36	39	61	43	36
Culture	2	1			
Customs union		2	5	5	11
Energy		2		2	
Environment and consumers	14	2	8	13	30
European citizenship	2				
External relations	8	14	8	10	3
Fisheries policy	1	3	6	25	3
Free movement of goods	17	1			1
Freedom of establishment		1			1
Freedom of movement for persons	8	3	2	7	1
Intellectual property	34	37	83	101	110
Justice and home affairs		1	1		
Law governing the institutions	29	12	18	26	33
Regional policy		1	6	7	10
Research, information, education and statistics	1	3	1	3	6
Social policy	7	1	3	2	5
Staff Regulations		1			
State aid	80	42	51	25	46
Taxation			1	5	
Transport		2	1	1	3
Total EC Treaty	280	213	278	303	349
Competition			1	10	
Iron and steel		2		1	
State aid	1	2	1		
Total CS Treaty	1	4	2	11	
Nuclear energy			1		1
Total EA Treaty			1		1
Staff Regulations	106	110	112	124	146
OVERALL TOTAL	387	327	393	438	496

¹ Special forms of procedure are not taken into account in this table.

Completed cases**5. Nature of proceedings (2000-2004)**

	2000	2001	2002	2003	2004
Other actions	219	162	189	169	159
Intellectual property	7	30	29	47	76
Staff cases	101	133	96	104	101
Special forms of procedure	17	15	17	19	25
Total	344	340	331	339	361

2000: the figures include eight cases concerning milk quotas, 13 cases concerning customs agents and five cases concerning the regrading of officials.

2001: the figures include 14 cases concerning milk quotas and 51 cases concerning the regrading of officials.

2002: the figures include seven cases concerning milk quotas and three cases concerning the regrading of officials.

2003: the figures include four cases concerning milk quotas and eight cases concerning State aid in the Netherlands for service-stations.

2004: the figures include four cases concerning milk quotas and 38 cases concerning State aid in the Netherlands for service-stations.

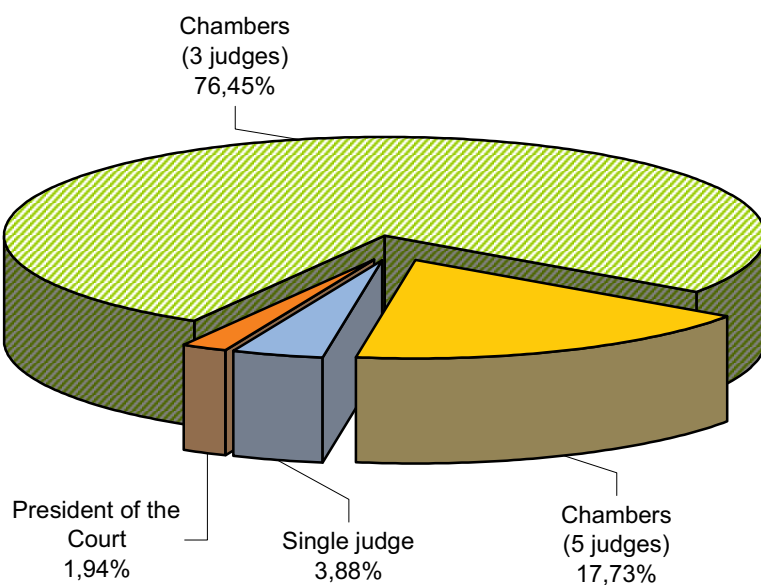
The number relating to other actions includes 1 action brought by a Member State, in consequence of the new areas of jurisdiction allocated to the Court of First Instance since 1 June 2004 by virtue of the amendment of Article 51 of the Statute of the Court of Justice.

6. Completed cases – Subject-matter of the action (2004)¹

	Judgments	Orders	Total
Agriculture	4	11	15
Approximation of laws		3	3
Arbitration clause	2		2
Commercial policy	1		1
Common foreign and security policy		2	2
Company law		2	2
Competition	22	4	26
Customs union	3		3
Environment and consumers	1	3	4
External relations	4	3	7
Fisheries policy	3	3	6
Free movement of goods	1		1
Freedom of movement for persons		2	2
Intellectual property	47	29	76
Law governing the institutions	3	13	16
Regional policy	1	3	4
Social policy		4	4
State aid	11	43	54
Taxation		1	1
Transport		1	1
Total EC Treaty	103	127	230
Iron and steel	3		3
State aid	1	1	2
Total CS Treaty	4	1	5
Staff Regulations	65	36	101
OVERALL TOTAL	172	164	336

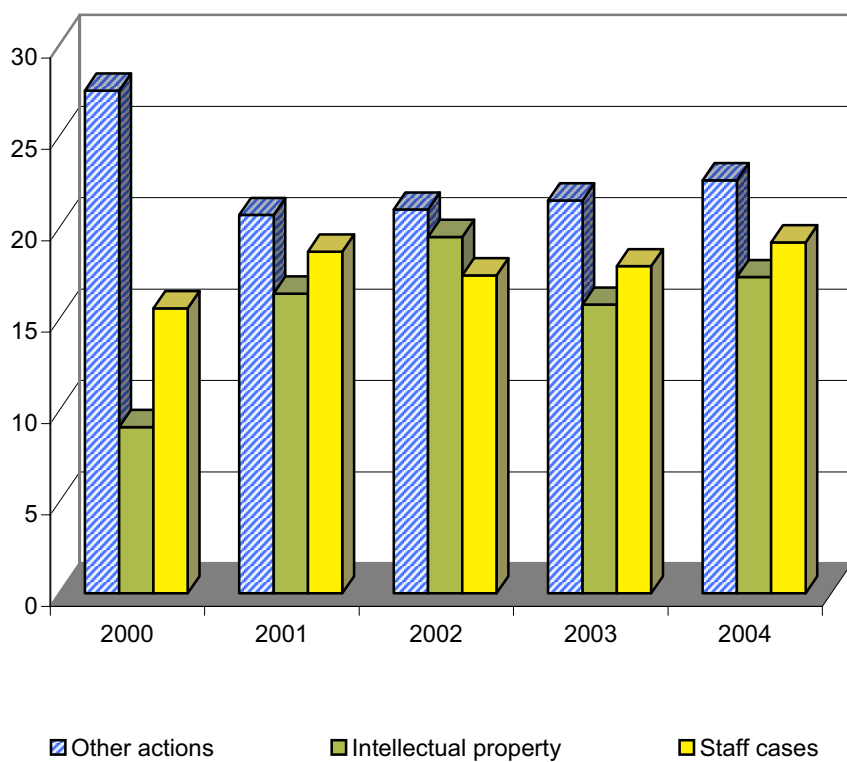
¹ Special forms of procedure are not taken into account in this table.

7. Completed cases – Bench hearing action (2004)

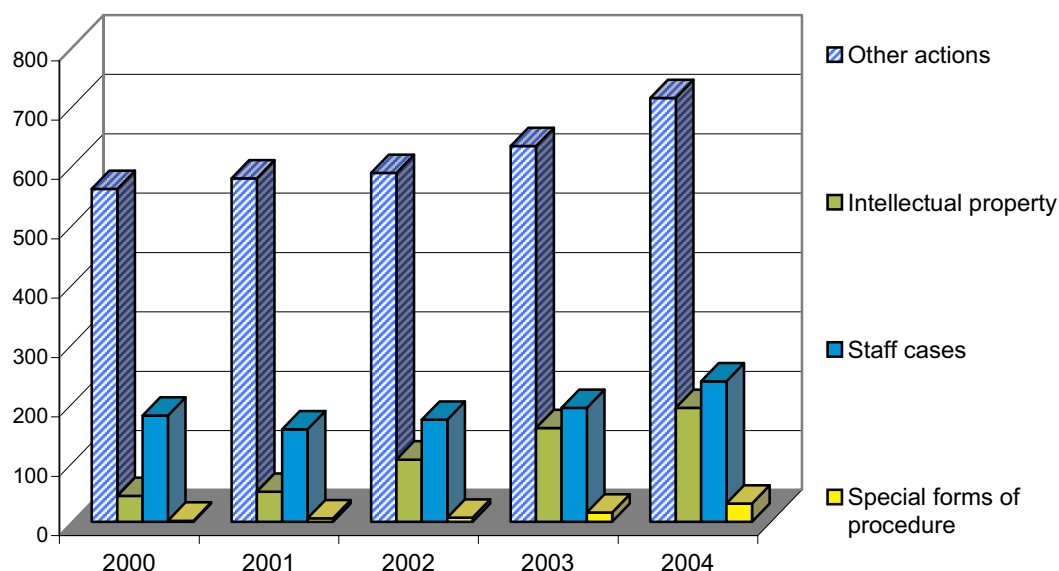


	Judgments and Orders
Chambers (3 judges)	276
Chambers (5 judges)	64
Single judge	14
President of the Court	7
Total	361

8. Completed cases – Duration of proceedings in months (2000-2004) (judgments and orders)



	2000	2001	2002	2003	2004
Other actions	27,5	20,7	21	21,5	22,6
Intellectual property	9,1	16,4	19,5	15,8	17,3
Staff cases	15,6	18,7	17,4	17,9	19,2

Cases pending as at 31 December of each year**9. Nature of proceedings (2000-2004)**

	2000	2001	2002	2003	2004
Other actions	561	579	588	633	714
Intellectual property	44	51	105	158	192
Staff cases	179	156	172	192	237
Special forms of procedure	2	6	7	16	31
Total	786	792	872	999	1174

2000: the figures include 80 cases concerning milk quotas, 74 cases concerning State aid in the Netherlands for service-stations, 59 cases concerning State aid in the region of Venice and 54 cases concerning the regrading of officials.

2001: the figures include 67 cases concerning milk quotas, 73 cases concerning State aid in the Netherlands for service-stations, 59 cases concerning State aid in the region of Venice and three cases concerning the regrading of officials.

2002: the figures include 60 cases concerning milk quotas, 73 cases concerning State aid in the Netherlands for service-stations and 59 cases concerning State aid in the region of Venice.

2003: the figures include 56 cases concerning milk quotas, 65 cases concerning State aid in the Netherlands for service-stations, 59 cases concerning State aid in the region of Venice, and 24 cases concerning the restructuring of the fisheries sector.

2004: the figures include 52 cases concerning milk quotas, 27 cases concerning State aid in the Netherlands for service-stations, 59 cases concerning State aid in the region of Venice, and 24 cases concerning the restructuring of the fisheries sector.

The number relating to other actions includes 47 actions brought by Member States, in consequence of the new areas of jurisdiction allocated to the Court of First Instance since 1 June 2004 by virtue of the amendment of Article 51 of the Statute of the Court of Justice.

10. Cases pending as at 31 December of each year – Subject-matter of the action (2000-2004)¹

	2000	2001	2002	2003	2004
Accession of new States					1
Agriculture	144	114	95	85	95
Approximation of laws		2	1	4	1
Arbitration clause		2	3	2	
Association of the Overseas Countries and Territories	11	15	9	6	6
Commercial policy	16	15	14	14	25
Common Customs Tariff	3	2	3		1
Common foreign and security policy	3	3	9	11	13
Company law	4	6	5	6	10
Competition	79	96	114	119	129
Culture	2	3	1		
Customs union	33	20	7	10	18
Energy		2	2	4	4
Environment and consumers	15	17	13	17	44
European citizenship	1				
External relations	9	21	23	22	18
Fisheries policy	8	7	8	31	28
Free movement of goods	2	3	1	1	1
Freedom of establishment	5	2			1
Freedom of movement for persons		1	3	2	1
Intellectual property	44	51	105	159	193
Justice and home affairs		1	1		
Law governing the institutions	27	20	27	32	49
Regional policy		1	6	13	19
Research, information, education and statistics	1	4	3	2	8
Social policy	4	3	4	5	6
Staff Regulations	2	2	1		
State aid	176	207	227	226	218
Taxation			1	1	
Transport	1	3	2	1	3
Total EC Treaty	590	623	688	773	892
Competition	6		1	11	11
Iron and steel	1	2	2	3	
State aid	7	6	3	3	1
Total CS Treaty	14	8	6	17	12
Law governing the institutions	1			1	1
Nuclear energy					1
Total EA Treaty	1			1	2
Staff Regulations	179	155	171	192	237
OVERALL TOTAL	784	786	865	983	1143

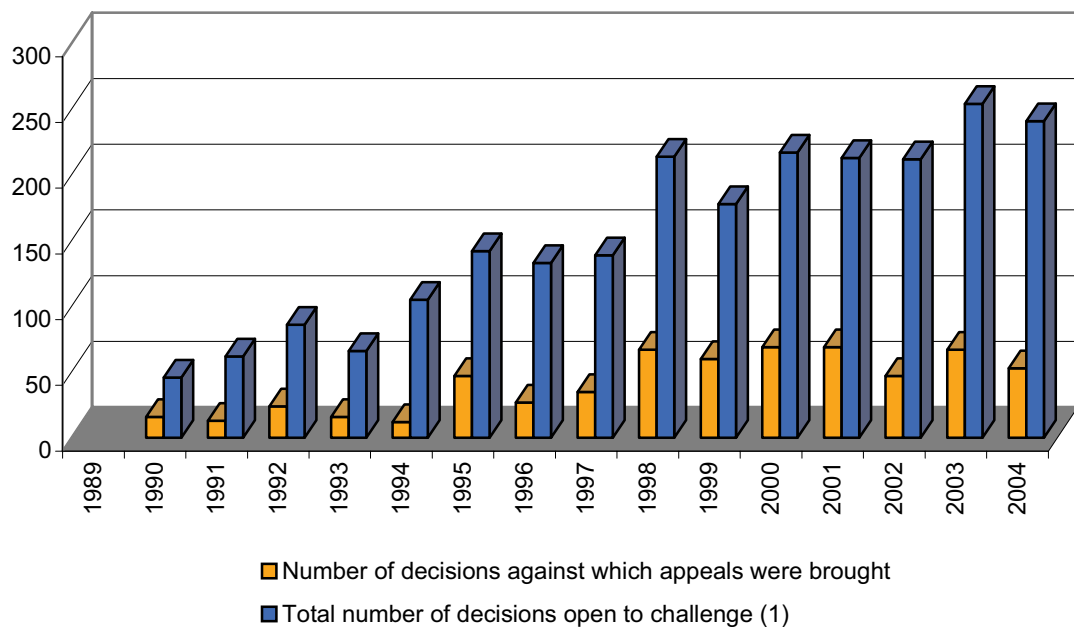
¹ Special forms of procedure are not taken into account in this table.

*Miscellaneous***11. Decisions in proceedings for interim measures: outcome (2004)**

	New applications for interim measures	Applications for interim measures brought to a conclusion	Outcome ¹	
			Dismissed	Granted
State aid	4	4	1	1
Company law	5	3	3	
Competition	1	7	2	2
Environment and consumers	5	6	6	
Fisheries policy	1	1	1	
Law governing the institutions	2	2	1	
Taxation			1	
Total EC Treaty	18	24	14	3
Staff Regulations	8	10	7	
OVERALL TOTAL	26	34	21	3

¹ Applications for interim measures brought to a conclusion by removal from the register or in respect of which it was decided that there was no need to adjudicate are not counted in this table.

12. Miscellaneous – Appeals against decisions of the Court of First Instance (1989-2004)



	Number of decisions against which appeals were brought	Total number of decisions open to challenge ¹
1989		
1990	16	46
1991	13	62
1992	24	86
1993	16	66
1994	12	105
1995	47	142
1996	27	133
1997	35	139
1998	67	214
1999	60	178
2000	69	217
2001	69	213
2002	47	212
2003	67	254
2004	53	241

¹ Total number of decisions open to challenge – judgments, and orders relating to admissibility, concerning interim measures, declaring that there is no need to give a decision or refusing leave to intervene – in respect of which the period for bringing an appeal expired or against which an appeal was brought.

13. Miscellaneous – Results of appeals

(judgments and orders)

	Appeal dismissed	Decision totally or partially set aside and no referral back	Decision totally or partially set aside and referral back	Removal from the register/no need to adjudicate	Total
Accession of new States	2				2
Agriculture	8				8
Approximation of laws	1				1
Area of freedom, security and justice	1				1
Association of the Overseas Countries and Territories	1				1
Company law				1	1
Competition	5	8		1	14
Environment and consumers	3				3
External relations	2				2
Fisheries policy	2				2
Freedom to provide services	3				3
Intellectual property	19	1		2	22
Law governing the institutions	6	4		1	11
Procedure	2				2
Social policy	2				2
Staff Regulations	9	1	1		11
State aid	7			1	8
Total	73	14	1	6	94

14. Miscellaneous – General trend (1989-2004) –New cases, completed cases, cases pending ¹

	New cases	Completed cases	Cases pending as at 31 December
1989	169	1	168
1990	59	82	145
1991	95	67	173
1992	123	125	171
1993	596	106	661
1994	409	442	628
1995	253	265	616
1996	229	186	659
1997	644	186	1117
1998	238	348	1008
1999	384	659	732
2000	398	344	786
2001	345	340	792
2002	411	331	872
2003	466	339	999
2004	536	361	1174
Total	5355	4182	

If the groups of identical or related cases are excluded (see '1. New cases, completed cases, cases pending (1996-2004)'), the following figures are obtained:

	New cases	Completed cases	Cases pending
1993	201	106	266
1994	236	128	374
1995	221	210	385
1996	217	178	424
1997	246	178	492
1998	231	268	455
1999	313	267	501
2000	336	318	519
2001	345	275	589
2002	411	320	680
2003	442	327	795
2004	536	319	1012
Total	3735	2894	

¹ 1989: 153 pending cases referred back by the Court of Justice.
1993: 451 pending cases referred back by the Court of Justice.
1994: 14 pending cases referred back by the Court of Justice.
2004: 22 pending cases referred back by the Court of Justice.