

B – Statistics concerning the judicial activity of the Court of First Instance***General activity of the Court of First Instance***¹

1. New cases, completed cases, cases pending (1995 – 2002)

New cases

2. Nature of proceedings (1998 – 2002)
3. Type of action (1998 – 2002)
4. Subject-matter of the action (1998 – 2002)

Completed cases

5. Nature of proceedings (1998 – 2002)
6. Subject-matter of the action (2002)
7. Bench hearing action (2002)
8. Duration of proceedings in months (1998 – 2002)

Cases pending as at 31 December of each year

9. Nature of proceedings (1998 – 2002)
10. Subject-matter of the action (1998 – 2002)

Miscellaneous

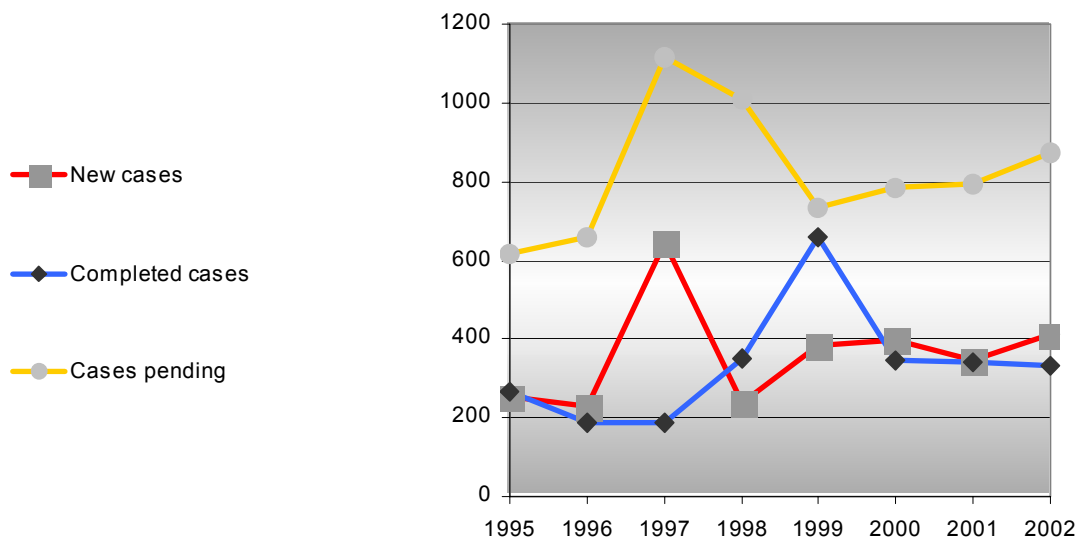
11. Decisions in proceedings for interim measures: outcome (2002)
12. Appeals against decisions of the Court of First Instance
13. Results of appeals
14. General trend — New cases, completed cases, cases pending

¹ The introduction of new software in 2002 has enabled the statistics in the Annual Report to be presented with greater clarity. The tables and figures have, in large part, been revised and improved, at the cost of certain adjustments. Consistency with the tables of past years has been preserved where possible.

General activity of the Court of First Instance

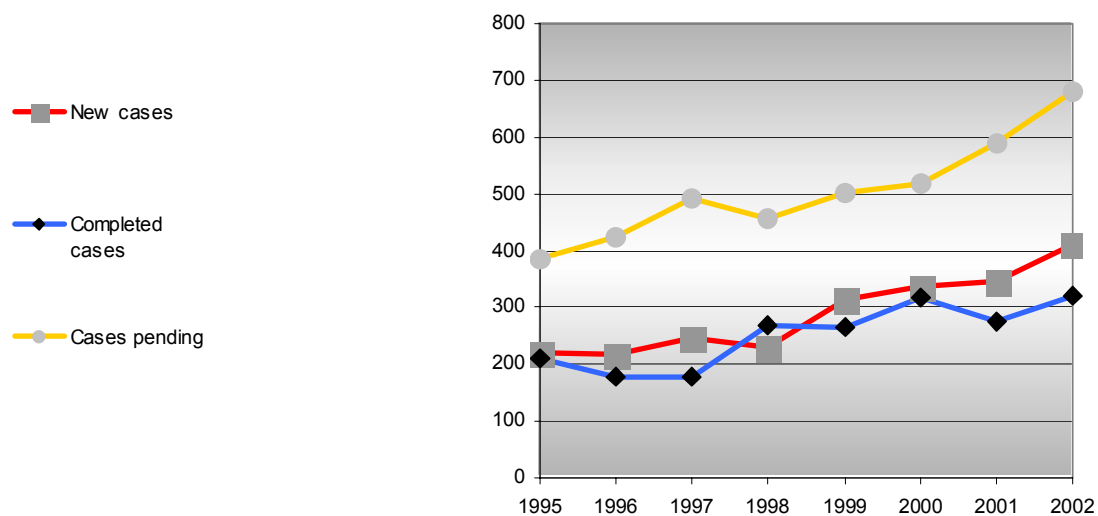
1. New cases, completed cases, cases pending (1995 – 2002)

	1995	1996	1997	1998	1999	2000	2001	2002
New cases	253	229	644	238	384	398	345	411
Completed cases	265	186	186	348	659	344	340	331
Cases pending	616	659	1117	1007	732	786	792	872

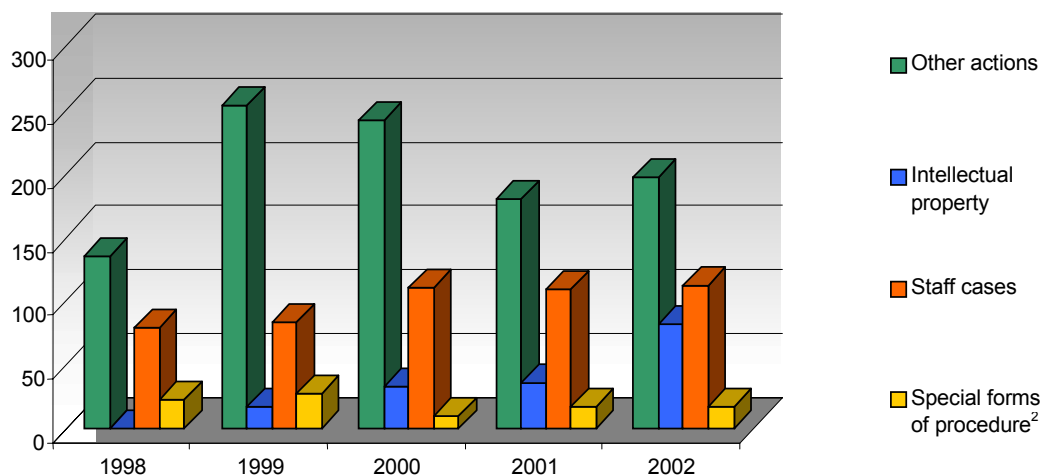


In the above table, the figures include certain *groups of identical or related cases* (cases concerning milk quotas, customs agents, State aid in the Netherlands for service-stations and State aid in the region of Venice, and staff cases). If those sets of cases are excluded, the following figures are obtained:

	1995	1996	1997	1998	1999	2000	2001	2002
New cases	221	217	246	231	313	336	345	411
Completed cases	210	178	178	268	267	318	275	320
Cases pending	385	424	492	456	501	519	589	680



New cases

2. Nature of proceedings (1998 – 2002) ¹

	1998	1999	2000	2001	2002
Other actions	135	254	242	180	198
Intellectual property	1	18	34	37	83
Staff cases	79	84	111	110	112
Special forms of procedure ²	23	28	11	18	18
Total	238	384	398	345	411

1999: The figures include 71 cases concerning State aid in the Netherlands for service-stations.

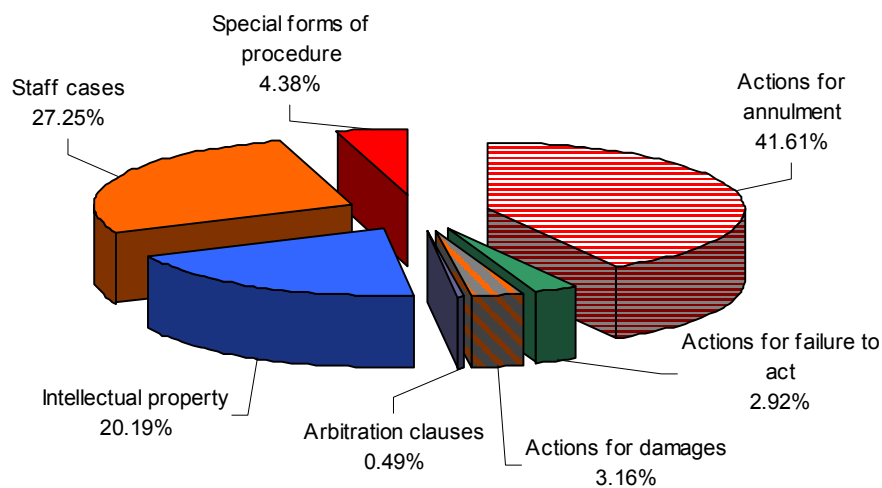
2000: The figures include three cases concerning State aid in the Netherlands for service-stations and 59 cases concerning State aid in the region of Venice.

¹ The entry 'other actions' in this table and on the following pages refers to all actions brought by natural or legal persons other than actions brought by officials of the European Communities and intellectual property cases.

² The following are considered to be 'special forms of procedure' (in this and the following tables): application to set a judgment aside (Article 38 of the EC Statute; Article 122 of the Rules of Procedure of the Court of First Instance); third party proceedings (Article 39 of the EC Statute; Article 123 of the Rules of Procedure); revision of a judgment (Article 41 of the EC Statute; Article 125 of the Rules of Procedure); interpretation of a judgment (Article 40 of the EC Statute; Article 129 of the Rules of Procedure); taxation of costs (Article 92 of the Rules of Procedure); legal aid (Article 94 of the Rules of Procedure); rectification of a judgment (Article 84 of the Rules of Procedure).

3. New cases — Type of action

Distribution in 2002



	1998	1999	2000	2001	2002
Actions for annulment	116	220	220	134	171
Actions for failure to act	2	15	6	17	12
Actions for damages	14	19	17	21	13
Arbitration clauses	3	1	-	8	2
Intellectual property	1	18	34	37	83
Staff cases	79	83	110	110	112
Special forms of procedure	23	28	11	18	18
Total	238	384	398	345	411

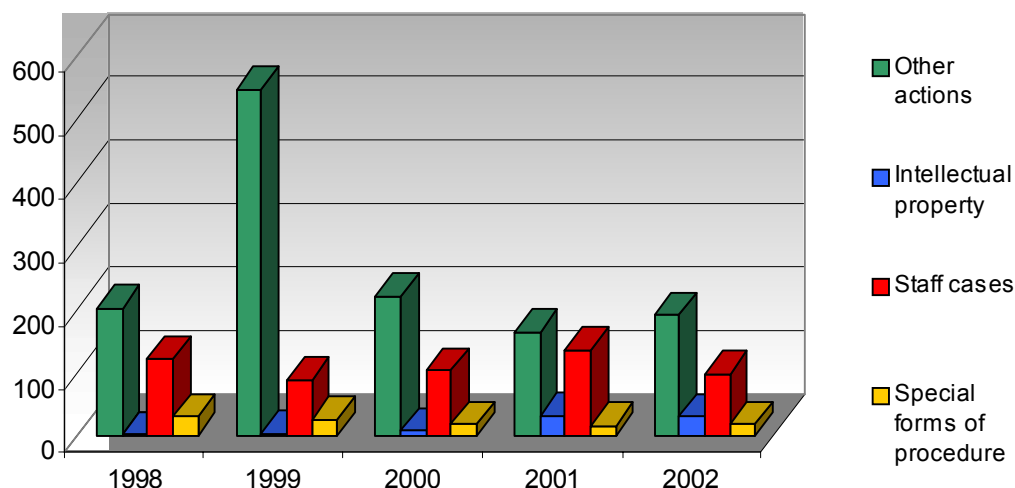
1999: The figures include 71 cases concerning State aid in the Netherlands for service-stations.

2000: The figures include three cases concerning State aid in the Netherlands for service-stations and 59 cases concerning State aid in the region of Venice

4. New cases — Subject-matter of the action (1998 – 2002) ¹

	1998	1999	2000	2001	2002
Agriculture	19	42	23	17	9
Approximation of laws				2	1
Arbitration clause	2			2	1
Association of the Overseas Countries and Territories	5	4	6	6	
Commercial policy	12	5	8	4	5
Common Customs Tariff				2	1
Company law	3	2	4	6	3
Competition	23	34	36	39	61
Culture			2	1	
Customs union				2	5
Energy				2	
Environment and consumers	4	5	14	2	8
European citizenship			2		
External relations	5	1	8	14	8
Fisheries policy				6	3
Foreign and security policy		2	1	3	6
Free movement of goods	7	10	17	1	
Freedom of establishment				1	
Freedom of movement for persons	2	2	8	3	2
Freedom to provide services		1			
Intellectual property	1	18	34	37	83
Justice and home affairs				1	1
Law governing the institutions	10	19	29	12	18
Regional policy	2	2		1	6
Research, information, education and statistics		1	1	3	1
Social policy	10	12	7	1	3
Staff Regulations				1	
State aid	16	100	80	42	51
Taxation					1
Transport	3	2		2	1
Total EC Treaty	124	262	280	213	278
Competition	8				1
Iron and steel		1		2	
State aid	3	6	1	2	1
Total CS Treaty	11	7	1	4	2
Law governing the institutions	1	1			
Nuclear energy					1
Total EA Treaty	1	1			1
Staff Regulations	79	86	106	110	112
OVERALL TOTAL	215	356	387	327	393

¹ Special forms of procedure are not taken into account in this table.

*Completed cases***5. Nature of proceedings**

	1998	1999	2000	2001	2002
Other actions	199	544	219	162	189
Intellectual property	1	2	7	30	29
Staff cases	120	88	101	133	96
Special forms of procedure	29	25	17	15	17
Total	349	659	344	340	331

1998: The figures include 64 cases concerning milk quotas and 163 cases concerning the regrading of officials.

1999: The figures include 102 cases concerning milk quotas, 284 cases concerning customs agents and six cases concerning the regrading of officials.

2000: The figures include eight cases concerning milk quotas, 13 cases concerning customs agents and five cases concerning the regrading of officials.

2001: The figures include 14 cases concerning milk quotas and 51 cases concerning the regrading of officials.

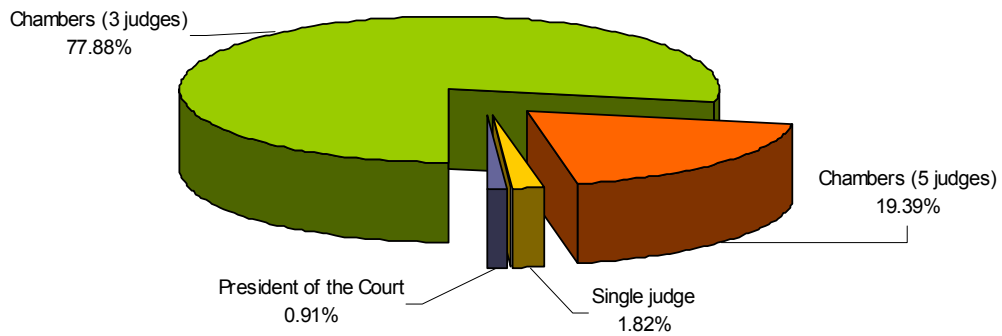
2002: The figures include seven cases concerning milk quotas and three cases concerning the regrading of officials.

6. Completed cases — Subject-matter of the action (2002) ¹

	Judgments	Orders	Total
Agriculture	13	15	28
Approximation of laws		2	2
Association of the Overseas Countries and Territories	6		6
Commercial policy	5	1	6
Common Customs Tariff			
Company law	3	1	4
Competition	28	12	40
Customs union	3	15	18
Environment and consumers	9	3	12
External relations	3	3	6
Fisheries policy	1	1	2
Foreign and security policy			
Free movement of goods	2		2
Freedom of establishment		2	2
Freedom of movement for persons			
Intellectual property	26	3	29
Justice and home affairs		1	1
Law governing the institutions	4	10	14
Regional policy		1	1
Research, information, education and statistics		2	2
Social policy	2		2
Staff Regulations		1	1
State aid	23	8	31
Transport		2	2
Total EC Treaty	130	83	213
Competition			
Iron and steel			
State aid		4	4
Total CS Treaty		4	4
Nuclear energy		1	1
Total EA Treaty		1	1
Staff Regulations	66	30	96
OVERALL TOTAL	196	118	314

¹ Special forms of procedure are not taken into account in this table.

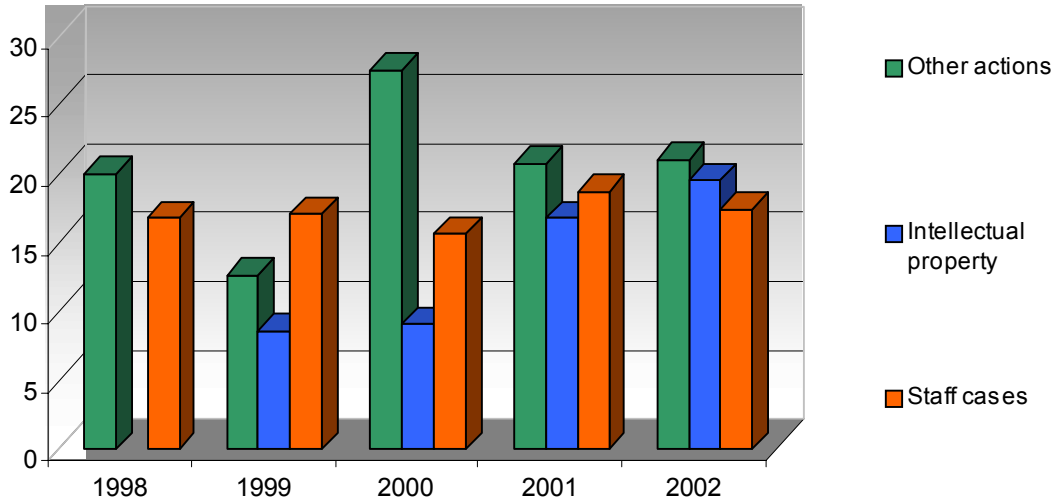
7. Completed cases — Bench hearing action (2002)



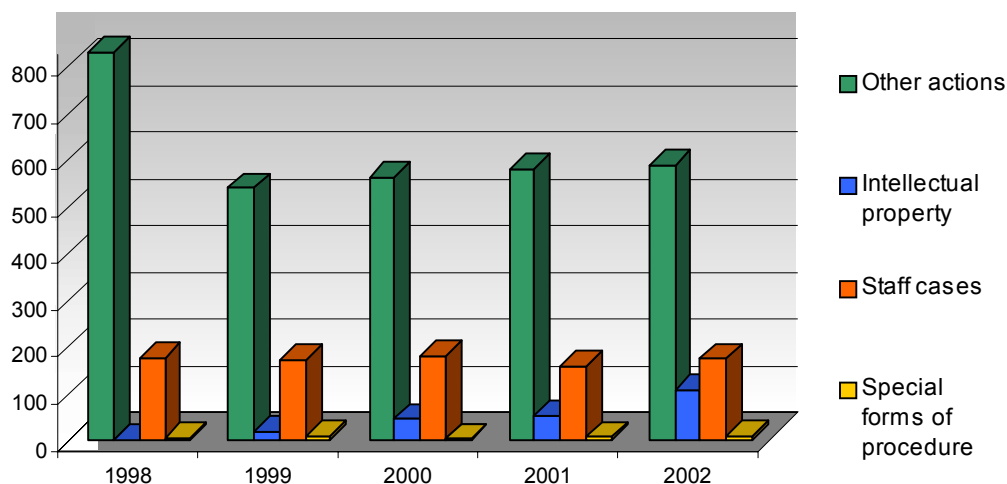
	Judgments and Orders
Chambers (3 judges)	257
Chambers (5 judges)	64
Single judge	6
President of the Court	4
Total	331

8. Completed cases — Duration of proceedings in months (1998 – 2002)

(judgments and orders)



	1998	1999	2000	2001	2002
Other actions	20	12.6	27.5	20.7	21
Intellectual property		8.6	9.1	16.4	19.5
Staff cases	16.7	17	15.6	18.7	17.4

*Cases pending as at 31 December of each year***9. Nature of proceedings (1998 – 2002)**

	1998	1999	2000	2001	2002
Other actions	829	538	561	579	588
Intellectual property	1	17	44	51	105
Staff cases	173	169	179	156	172
Special forms of procedure	5	8	2	6	7
Total	1008	732	786	792	872

1998: The figures include 190 cases concerning milk quotas, 297 actions brought by customs agents and 65 cases concerning the regrading of officials.

1999: The figures include 88 cases concerning milk quotas, 13 actions brought by customs agents, 71 cases concerning State aid in the Netherlands for service-stations and 59 cases concerning the regrading of officials.

2000: The figures include 80 cases concerning milk quotas, 74 cases concerning State aid in the Netherlands for service-stations, 59 cases concerning State aid in the region of Venice and 54 cases concerning the regrading of officials.

2001: The figures include 67 cases concerning milk quotas, 73 cases concerning State aid in the Netherlands for service-stations, 59 cases concerning State aid in the region of Venice and three cases concerning the regrading of officials.

2002: The figures include 60 cases concerning milk quotas, 73 cases concerning State aid in the Netherlands for service-stations and 59 cases concerning State aid in the region of Venice.

10. Cases pending as at 31 December of each year — Subject-matter of the action (1998 – 2002) ¹

	1998	1999	2000	2001	2002
Agriculture	231	140	144	114	95
Approximation of laws				2	1
Arbitration clause	3	2		2	3
Association of the Overseas Countries and Territories	5	6	11	15	9
Commercial policy	27	25	16	15	14
Common Customs Tariff		2	3	2	3
Company law	4	4	4	6	5
Competition	114	104	79	96	114
Culture			2	3	1
Customs union		24	33	20	7
Energy				2	2
Environment and consumers	6	8	15	17	13
European citizenship			1		
External relations	10	7	9	21	23
Fisheries policy		4	8	7	8
Foreign and security policy		2	3	3	9
Free movement of goods	20		2	3	1
Freedom of establishment		1	5	2	
Freedom of movement for persons				1	3
Freedom to provide services					
Intellectual property	1	17	44	51	105
Justice and home affairs				1	1
Law governing the institutions	309	34	27	20	27
Regional policy	3	5		1	6
Research, information, education and statistics	1	1	1	4	3
Social policy	10	15	4	3	4
Staff Regulations			2	2	1
State aid	46	131	176	207	227
Taxation					1
Transport	3	3	1	3	2
Total EC Treaty	793	536	590	623	688
Competition	7	6	6		1
Iron and steel	11	1	1	2	2
State aid	17	9	7	6	3
Total CS Treaty	35	16	14	8	6
Law governing the institutions	1	1	1		
Total EA Treaty	1	1	1		
Staff Regulations	173	171	179	155	171
OVERALL TOTAL	1002	724	784	786	865

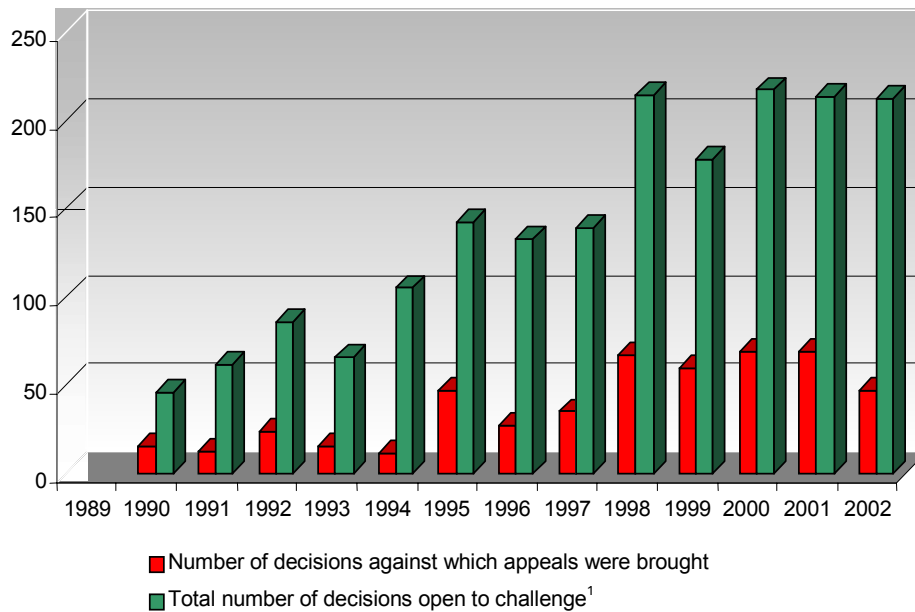
¹ Special forms of procedure are not taken into account in this table.

*Miscellaneous***11. Decisions in proceedings for interim measures: outcome (2002) ¹**

	Number of applications for interim measures	Outcome	
		Dismissed	Granted
Commercial policy	3	3	
Foreign and security policy	1	1	
Iron and steel	1	1	
State aid	5	4	1
Total EC Treaty	10	9	1
Staff Regulations	10	10	
OVERALL TOTAL	20	19	1

¹ Applications for interim measures brought to a conclusion by removal from the register or in respect of which it was decided that there was no need to adjudicate are not counted in this table.

12. Miscellaneous — Appeals against decisions of the Court of First Instance



	Number of decisions against which appeals were brought	Total number of decisions open to challenge ¹
1989		
1990	16	46
1991	13	62
1992	24	86
1993	16	66
1994	12	105
1995	47	142
1996	27	133
1997	35	139
1998	67	214
1999	60	178
2000	69	217
2001	69	213
2002	47	212

¹ Total number of decisions open to challenge – judgments, and orders relating to admissibility, concerning interim measures, declaring that there is no need to give a decision or refusing leave to intervene — in respect of which the period for bringing an appeal expired or against which an appeal was brought.

13. Miscellaneous — Results of appeals

(judgments and orders)

	Appeal dismissed	Decision totally or partially set aside and no referral back	Decision totally or partially set aside and referral back	Removal from the register/no need to adjudicate	Total
Agriculture	4	3			7
Competition	2	8	1	2	13
Environment and consumers	1	1			2
External relations	2				2
Intellectual property	1				1
Law governing the institutions	4			1	5
Social policy	1				1
Staff Regulations	10	1			11
State aid	4	2		4	10
Transport	1				1
Total	30	15	1	7	53

14. Miscellaneous — General trend (1989 – 2002) – New cases, completed cases, cases pending ¹

	New cases	Completed cases	Cases pending as at 31 December
1989	169	1	168
1990	59	82	145
1991	95	67	173
1992	123	125	171
1993	596	106	661
1994	409	442	628
1995	253	265	616
1996	229	186	659
1997	644	186	1117
1998	238	348	1008
1999	384	659	732
2000	398	344	786
2001	345	340	792
2002	411	331	872
Total	4353	3482	

If the groups of *identical or related cases* are excluded (see '1. New cases, completed cases, cases pending (1995-2002)'), the following figures are obtained:

	New cases	Completed cases	Cases pending
1993	201	106	266
1994	236	128	374
1995	221	210	385
1996	217	178	424
1997	246	178	492
1998	231	268	455
1999	313	267	501
2000	336	318	519
2001	345	275	589
2002	411	320	680

¹ 1989: 153 pending cases referred back by the Court of Justice.
 1993: 451 pending cases referred back by the Court of Justice.
 1994: 14 pending cases referred back by the Court of Justice.