

## **C — Statistics concerning the judicial activity of the Court of Justice**

### ***General activity of the Court of Justice***

1. New cases, completed cases, cases pending (2004–08)

### ***New cases***

2. Nature of proceedings (2004–08)
3. Direct actions — Type of action (2008)
4. Subject matter of the action (2008)
5. Actions for failure of a Member State to fulfil its obligations (2004–08)

### ***Completed cases***

6. Nature of proceedings (2004–08)
7. Judgments, orders, opinions (2008)
8. Bench hearing action (2004–08)
9. Subject matter of the action (2004–08)
10. Subject matter of the action (2008)
11. Judgments concerning failure of a Member State to fulfil its obligations: outcome (2008)
12. Duration of proceedings (2004–08)

### ***Cases pending as at 31 December***

13. Nature of proceedings (2004–08)
14. Bench hearing action (2008)

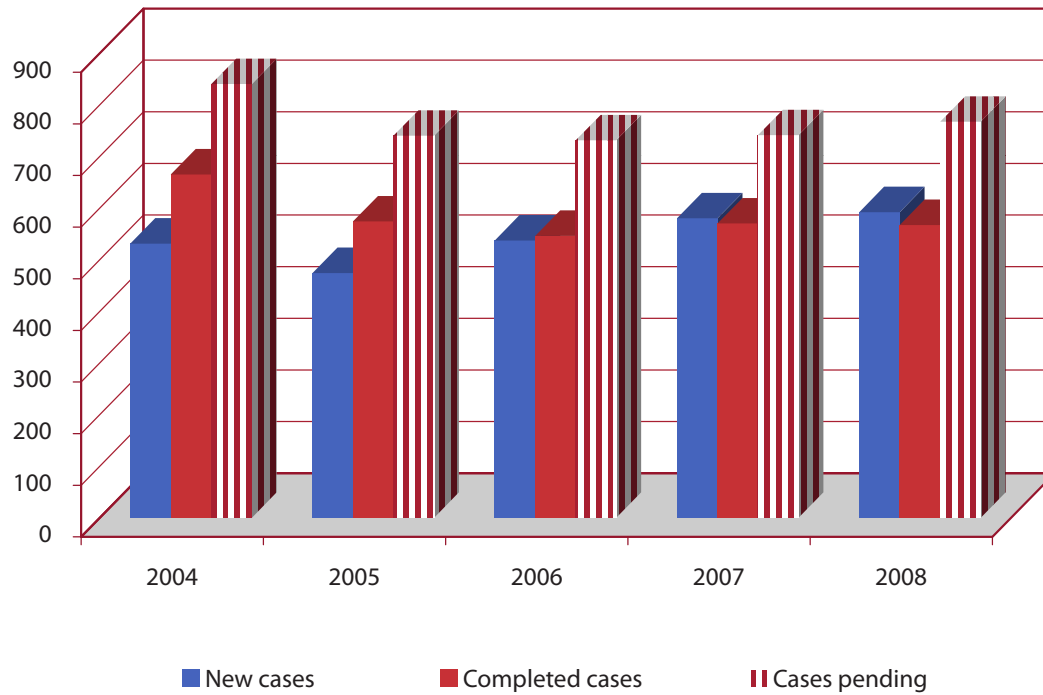
### ***Miscellaneous***

15. Expedited and accelerated procedures (2004–08)
16. Urgent preliminary ruling procedure (2008)
17. Proceedings for interim measures (2008)

### ***General trend in the work of the Court (1952–2008)***

18. New cases and judgments
19. New references for a preliminary ruling (by Member State per year)
20. New references for a preliminary ruling (by Member State and by court or tribunal)
21. New actions for failure of a Member State to fulfil its obligations

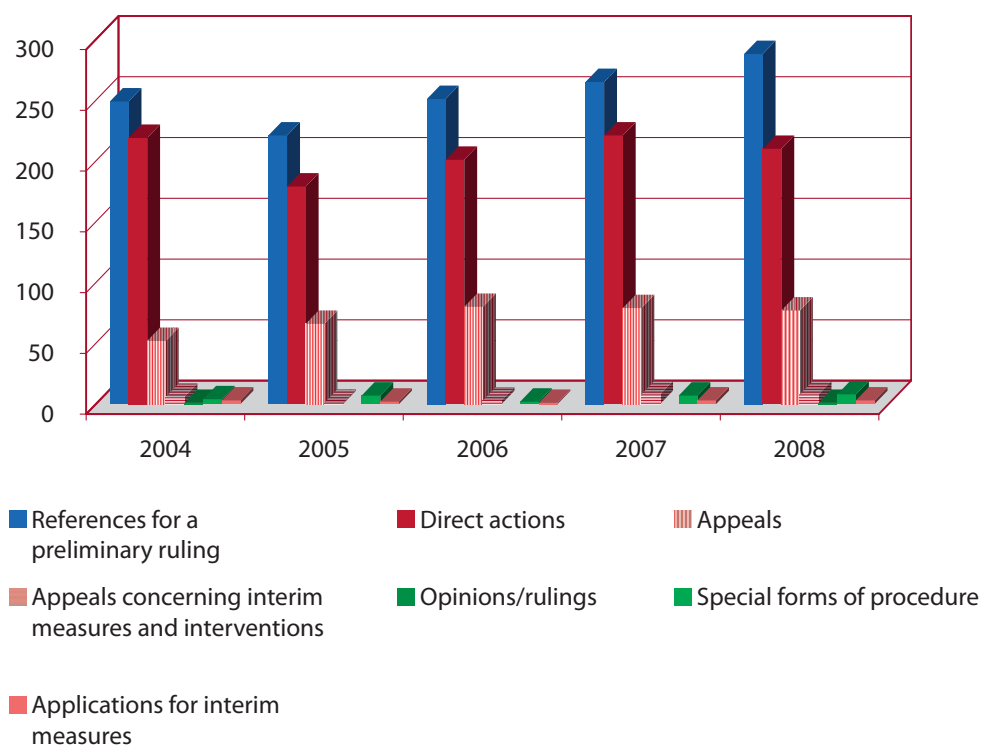
**1. General activity of the Court of Justice — New cases, completed cases, cases pending (2004–08) <sup>(1)</sup>**



	2004	2005	2006	2007	2008
New cases	531	474	537	580	592
Completed cases	665	574	546	570	567
Cases pending	840	740	731	741	767

(<sup>1</sup>) The figures given (gross figures) represent the total number of cases, without account being taken of the joinder of cases on the ground of similarity (one case number = one case).

## 2. New cases — Nature of proceedings (2004–08) <sup>(1)</sup> <sup>(2)</sup>

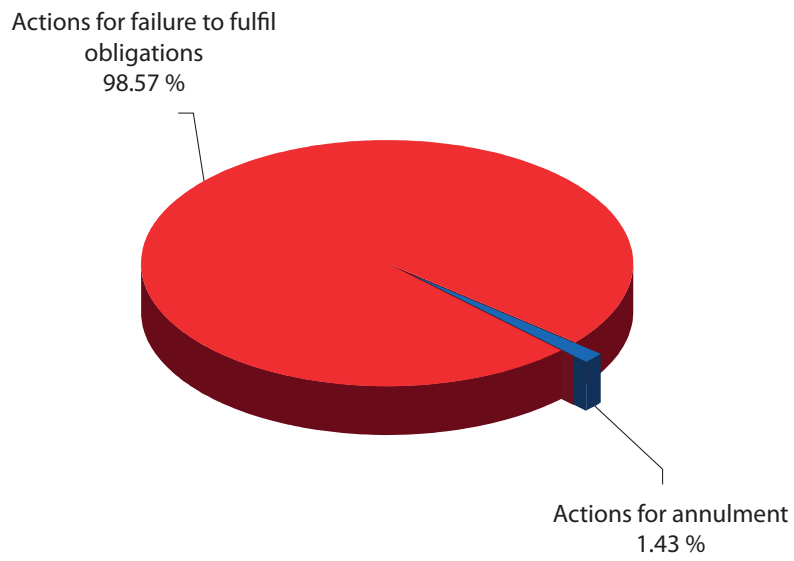


	2004	2005	2006	2007	2008
References for a preliminary ruling	249	221	251	265	288
Direct actions	219	179	201	221	210
Appeals	52	66	80	79	77
Appeals concerning interim measures and interventions	6	1	3	8	8
Opinions/rulings	1				1
Special forms of procedure	4	7	2	7	8
<b>Total</b>	<b>531</b>	<b>474</b>	<b>537</b>	<b>580</b>	<b>592</b>
Applications for interim measures	3	2	1	3	3

<sup>(1)</sup> The figures given (gross figures) represent the total number of cases, without account being taken of the joinder of cases on the ground of similarity (one case number = one case).

<sup>(2)</sup> The following are considered to be 'special forms of procedure': taxation of costs (Article 74 of the Rules of Procedure); legal aid (Article 76 of the Rules of Procedure); application to set a judgment aside (Article 94 of the Rules of Procedure); third-party proceedings (Article 97 of the Rules of Procedure); interpretation of a judgment (Article 102 of the Rules of Procedure); revision of a judgment (Article 98 of the Rules of Procedure); rectification of a judgment (Article 66 of the Rules of Procedure); examination of a proposal by the First Advocate General to review a decision of the Court of First Instance (Article 62 of the Statute of the Court of Justice); attachment procedure (Protocol on Privileges and Immunities); cases concerning immunity (Protocol on Privileges and Immunities).

### 3. *New cases — Direct actions — Type of action (2008) (1)*



Actions for annulment	3
Actions for failure to act	
Actions for failure to fulfil obligations	207
<b>Total</b>	<b>210</b>

(1) The figures given (gross figures) represent the total number of cases, without account being taken of the joinder of cases on the ground of similarity (one case number = one case).

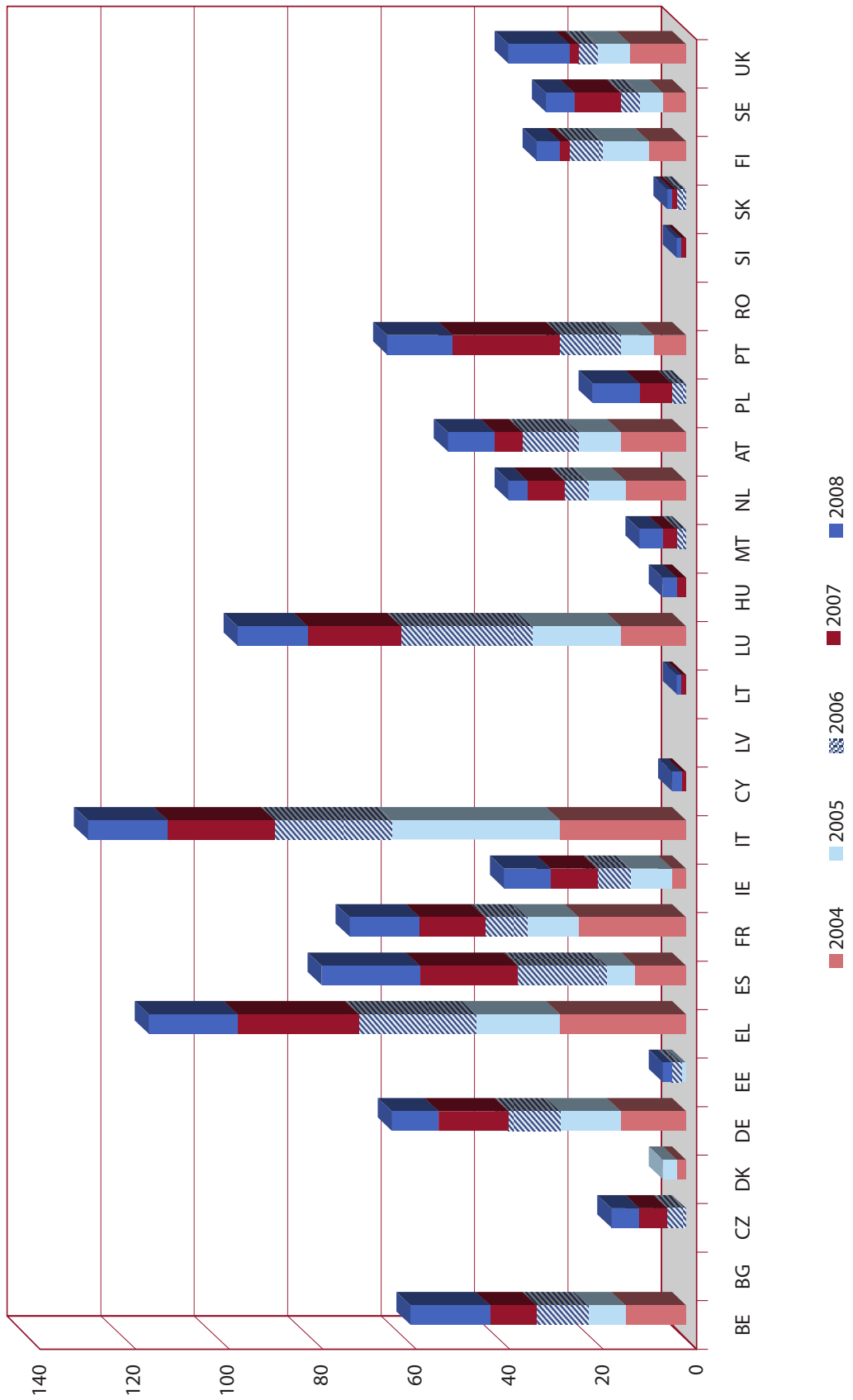
#### 4. New cases <sup>(1)</sup> — Subject matter of the action (2008) <sup>(2)</sup>

	Direct actions	References for a preliminary ruling	Appeals	Appeals concerning interim measures and interventions	Total	Special forms of procedure
Agriculture	4	11			15	
Approximation of laws	15	10			25	
Area of freedom, security and justice	12	26			38	
Commercial policy		3	2		5	
Common Customs Tariff		12			12	
Common foreign and security policy		1	1		2	
Community own resources	3				3	
Company law	9	9	1		19	
Competition		3	7		10	
Customs union		8	1		9	
Economic and monetary policy	1				1	
Energy	4				4	
Environment and consumers	49	34	5	6	94	
European citizenship		6			6	
External relations	2	7			9	1
Fisheries policy	2	1			3	
Free movement of capital	3	9			12	
Free movement of goods	2	8			10	
Freedom of establishment	26	7			33	
Freedom of movement for persons	28	14			42	
Freedom to provide services	12	20			32	
Industrial policy	3	5			8	
Intellectual property	1	12	23		36	
Law governing the institutions	3	1	21	2	27	1
Principles of Community law		3	1		4	
Regional policy			2		2	
Rome Convention		1			1	
Social policy	5	26			31	
Social security for migrant workers		2			2	
State aid	1	6	4		11	
Taxation	14	35			49	
Transport	12	4			16	
<b>EC Treaty</b>	<b>209</b>	<b>284</b>	<b>68</b>	<b>8</b>	<b>569</b>	<b>2</b>
<b>EU Treaty</b>	<b>1</b>	<b>4</b>			<b>5</b>	
Procedure						7
Staff Regulations			9		9	
<b>Others</b>			<b>9</b>		<b>9</b>	<b>7</b>
<b>OVERALL TOTAL</b>	<b>210</b>	<b>288</b>	<b>77</b>	<b>8</b>	<b>583</b>	<b>9</b>

<sup>(1)</sup> Taking no account of applications for interim measures.

<sup>(2)</sup> The figures given (gross figures) represent the total number of cases, without account being taken of the joinder of cases on the ground of similarity (one case number = one case).

**5. New cases — Actions for failure of a Member State to fulfil its obligations (2004–08) <sup>(1)</sup> <sup>(2)</sup>**

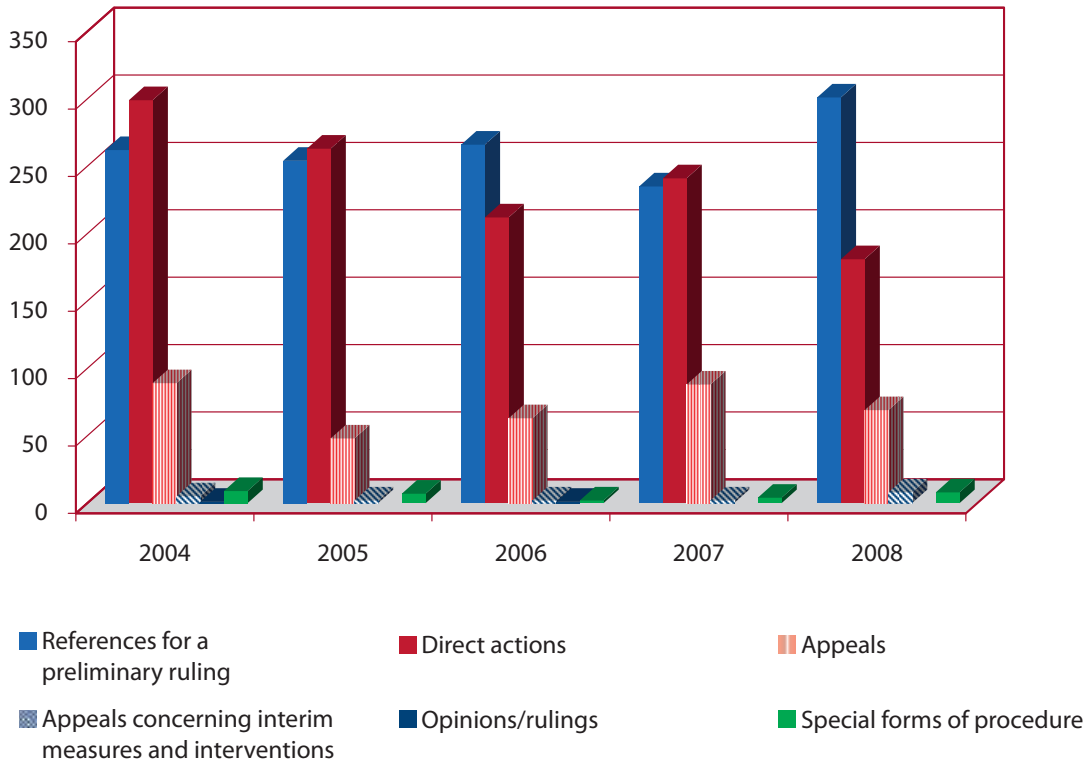


	BE	BG	CZ	DK	DE	EE	EL	ES	FR	IE	IT	CY	LV	LT	LU	HU	MT	NL	AT	PL	PT	RO	SI	SK	FI	SE	UK	Total
<b>2004</b>	13			2	14		27	11	23	3	27				14			13	14		7				8	5	12	193 <sup>(2)</sup>
<b>2005</b>	8			3	13	1	18	6	11	9	36				19			8	9		7				10	5	7	170
<b>2006</b>	11			4	11	2	25	19	9	7	25				28		2	5	12	3	13			2	7	4	4	193
<b>2007</b>	10			6	15		26	21	14	10	23	1		1	20	2	3	8	6	7	23		1	1	2	10	2	212
<b>2008</b>	17			6	10	2	19	21	15	10	17	2		1	15	3	5	4	10	10	14		1	1	5	6	13	207

(1) The figures given (gross figures) represent the total number of cases, without account being taken of the joinder of cases on the ground of similarity (one case number = one case). The actions covered are actions under Articles 93, 169, 170, 171 and 225 of the EC Treaty (now Articles 88 EC, 226 EC, 227 EC, 228 EC and 298 EC), Articles 141 EA, 142 EA and 143 EA and Article 88 CS.

(2) Including one action brought under Article 170 of the EC Treaty (now Article 227 EC).

## 6. Completed cases — Nature of proceedings (2004–08) <sup>(1)</sup>

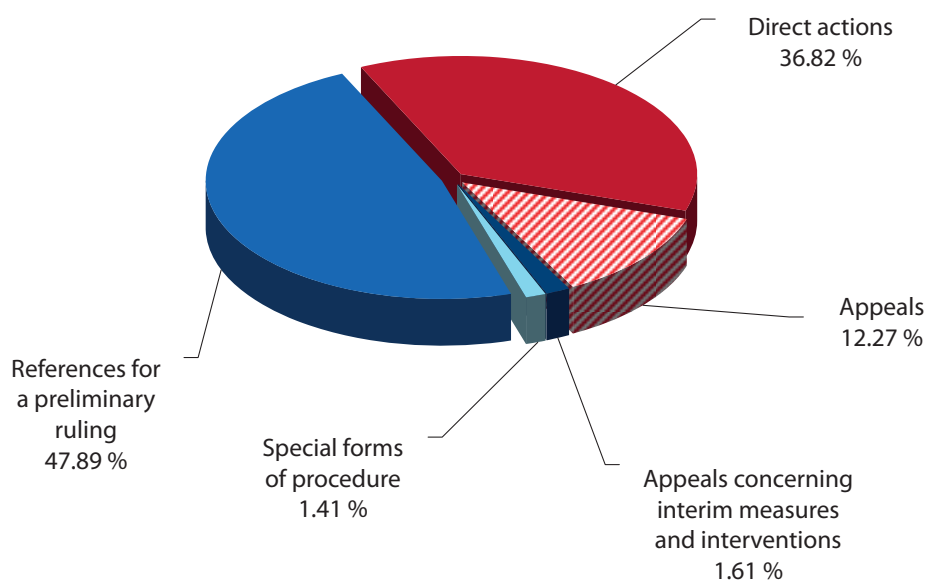


	2004	2005	2006	2007	2008
References for a preliminary ruling	262	254	266	235	301
Direct actions	299	263	212	241	181
Appeals	89	48	63	88	69
Appeals concerning interim measures and interventions	5	2	2	2	8
Opinions/rulings	1		1		
Special forms of procedure	9	7	2	4	8
<b>Total</b>	<b>665</b>	<b>574</b>	<b>546</b>	<b>570</b>	<b>567</b>

(1) The figures given (gross figures) represent the total number of cases, without account being taken of the joinder of cases on the ground of similarity (one case number = one case).



## 7. Completed cases — Judgments, orders, opinions (2008) <sup>(1)</sup>



	Judgments	Non-interlocutory orders <sup>(2)</sup>	Interlocutory orders <sup>(3)</sup>	Other orders <sup>(4)</sup>	Opinions of the Court	Total
References for a preliminary ruling	186	30		22		238
Direct actions	108	2		70		180
Appeals	39	20		2		61
Appeals concerning interim measures and interventions			7	1		8
Special forms of procedure		5		2		7
<b>Total</b>	<b>333</b>	<b>57</b>	<b>7</b>	<b>97</b>		<b>494</b>

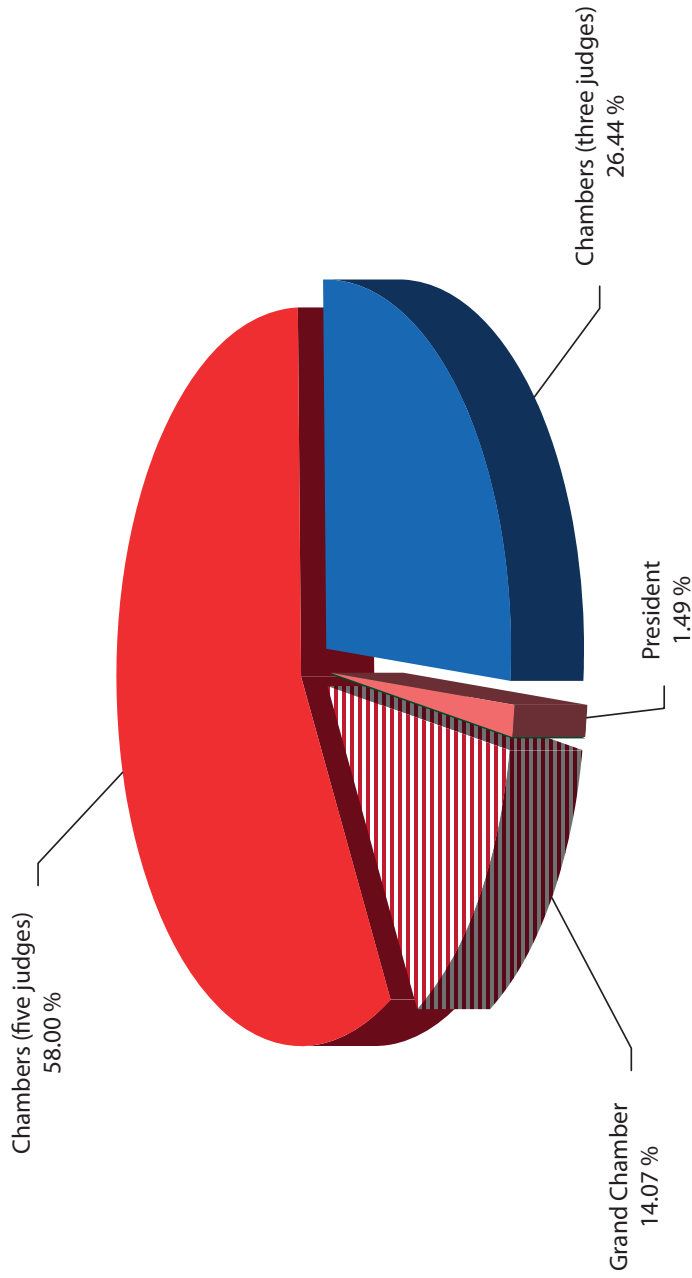
<sup>(1)</sup> The figures given (net figures) represent the number of cases after joinder on the ground of similarity (a set of joined cases = one case).

<sup>(2)</sup> Orders terminating proceedings by judicial determination (inadmissibility, manifest inadmissibility and so forth).

<sup>(3)</sup> Orders made following an application on the basis of Article 185 or 186 of the EC Treaty (now Articles 242 EC and 243 EC), Article 187 of the EC Treaty (now Article 244 EC) or the corresponding provisions of the EA and CS Treaties, or following an appeal against an order concerning interim measures or interventions.

<sup>(4)</sup> Orders terminating the case by removal from the register, declaration that there is no need to give a decision or referral to the Court of First Instance.

**8. Completed cases — Bench hearing action (2004–08) <sup>(1)</sup>**



	2004			2005			2006			2007			2008		
	Judgments/ opinions	Orders <sup>(2)</sup>	Total	Judgments/ opinions	Orders <sup>(2)</sup>	Total	Judgments/ opinions	Orders <sup>(2)</sup>	Total	Judgments/ opinions	Orders <sup>(2)</sup>	Total	Judgments/ opinions	Orders <sup>(2)</sup>	Total
Full Court	21		21	1		1	2		2						
Small plenary <sup>(3)</sup>	1		1												
Grand Chamber	31	1	32	59		59	55		55	51		51	66		66
Chambers (five judges)	257	18	275	245	5	250	265	13	278	242	10	252	259	13	272
Chambers (three judges)	113	61	174	103	51	154	67	41	108	104	48	152	65	59	124
President		6	6		2	2		1	1		2	2		7	7
<b>Total</b>	<b>423</b>	<b>86</b>	<b>509</b>	<b>408</b>	<b>58</b>	<b>466</b>	<b>389</b>	<b>55</b>	<b>444</b>	<b>397</b>	<b>60</b>	<b>457</b>	<b>390</b>	<b>79</b>	<b>469</b>

(1) The figures given (gross figures) represent the total number of cases, without account being taken of the joinder of cases on the ground of similarity (one case number = one case).

(2) Orders terminating proceedings by judicial determination (other than those removing a case from the register, declaring that there is no need to give a decision or referring a case to the Court of First Instance).

(3) Composition of the Court which existed before the entry into force of the Treaty of Nice.

## 9. Completed cases — Subject matter of the action (2004–08) <sup>(1)</sup>

	2004	2005	2006	2007	2008
Accession of new States	2	1		1	
Agriculture	60	63	30	23	54
Approximation of laws	33	41	19	22	21
Area of freedom, security and justice	2	5	9	17	5
Association of the Overseas Countries and Territories	1	2			
Brussels Convention	7	8	4	2	1
Commercial policy		4	1	1	1
Common Customs Tariff	4	7	7	10	5
Common foreign and security policy				4	2
Community own resources		2	6	3	
Company law	16	24	10	16	17
Competition	29	17	30	17	23
Customs union	12	9	9	12	8
Economic and monetary policy	2			1	1
Energy	1	3	6	4	4
Environment and consumers	67	44	40	50	43
European citizenship	1	2	4	2	6
External relations	9	8	11	9	8
Fisheries policy	6	11	7	6	6
Free movement of capital	4	5	4	13	9
Free movement of goods	17	11	8	14	12
Freedom of establishment	14	5	21	19	29
Freedom of movement for persons	17	17	20	19	27
Freedom to provide services	23	11	17	23	8
Industrial policy	11	11		11	12
Intellectual property	20	5	19	21	22
Justice and home affairs			2		1
Law governing the institutions	13	16	15	6	16
Principles of Community law	4	2	1	4	4
Privileges and immunities		1	1	1	2
Regional policy		5		7	1
Research, information, education and statistics					
Social policy	44	29	29	26	25
Social security for migrant workers	6	10	7	7	5
State aid	21	23	23	9	26
Taxation	28	34	55	44	38
Transport	11	16	9	6	4
<b>EC Treaty</b>	<b>485</b>	<b>452</b>	<b>424</b>	<b>430</b>	<b>446</b>
<b>EU Treaty</b>		<b>3</b>	<b>3</b>	<b>4</b>	<b>6</b>
<b>CS Treaty</b>	<b>1</b>	<b>3</b>		<b>1</b>	<b>2</b>
<b>EA Treaty</b>	<b>2</b>	<b>1</b>	<b>4</b>	<b>1</b>	
Privileges and immunities	1				
Procedure	8	1	2	3	5
Staff Regulations	12	6	9	17	11
<b>Others</b>	<b>21</b>	<b>7</b>	<b>11</b>	<b>20</b>	<b>16</b>
<b>OVERALL TOTAL</b>	<b>509</b>	<b>466</b>	<b>442</b>	<b>456</b>	<b>470</b>

(1) The figures given (gross figures) represent the total number of cases, without account being taken of the joinder of cases on the ground of similarity (one case number = one case).

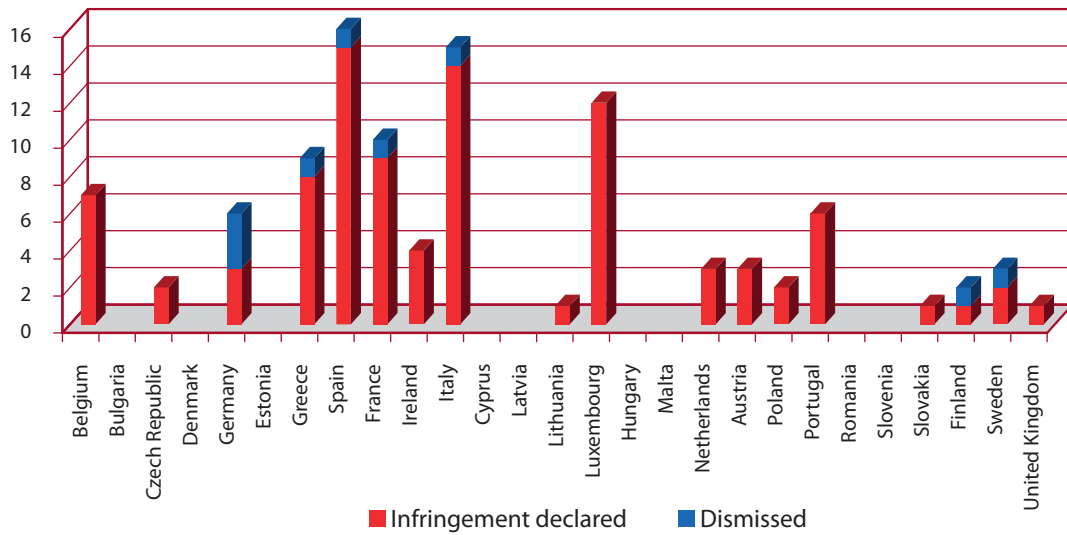
## 10. Completed cases — Subject matter of the action (2008) <sup>(1)</sup>

	Judgments/ opinions	Orders <sup>(2)</sup>	Total
Agriculture	40	14	54
Approximation of laws	21		21
Area of freedom, security and justice	5		5
Brussels Convention	1		1
Commercial policy	1		1
Common Customs Tariff	4	1	5
Common foreign and security policy	2		2
Company law	16	1	17
Competition	21	2	23
Customs union	7	1	8
Economic and monetary policy		1	1
Energy	4		4
Environment and consumers	38	5	43
European citizenship	6		6
External relations	7	1	8
Fisheries policy	5	1	6
Free movement of capital	9		9
Free movement of goods	11	1	12
Freedom of establishment	24	5	29
Freedom of movement for persons	23	4	27
Freedom to provide services	7	1	8
Industrial policy	12		12
Intellectual property	14	8	22
Justice and home affairs	1		1
Law governing the institutions	7	9	16
Principles of Community law	4		4
Privileges and immunities	2		2
Regional policy		1	1
Social policy	18	7	25
Social security for migrant workers	5		5
State aid	23	3	26
Taxation	32	6	38
Transport	4		4
<b>EC Treaty</b>	<b>374</b>	<b>72</b>	<b>446</b>
<b>EU Treaty</b>	<b>6</b>		<b>6</b>
<b>CS Treaty</b>	<b>2</b>		<b>2</b>
Procedure		5	5
Staff Regulations	9	2	11
<b>Others</b>	<b>9</b>	<b>7</b>	<b>16</b>
<b>OVERALL TOTAL</b>	<b>391</b>	<b>79</b>	<b>470</b>

<sup>(1)</sup> The figures given (gross figures) represent the total number of cases, without account being taken of the joinder of cases on the ground of similarity (one case number = one case).

<sup>(2)</sup> Orders terminating proceedings by judicial determination (other than those removing a case from the register, declaring that there is no need to give a decision or referring a case to the Court of First Instance).

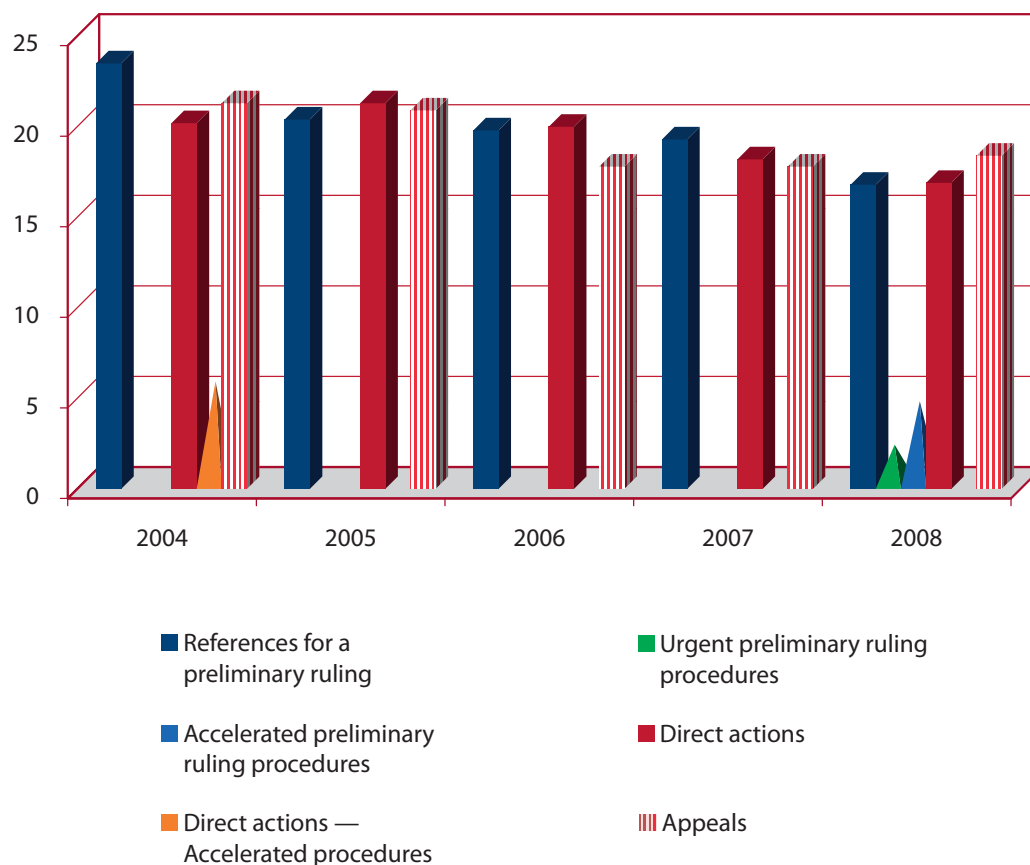
### 11. Completed cases — Judgments concerning failure of a Member State to fulfil its obligations: outcome (2008) <sup>(1)</sup>



	Infringement declared	Dismissed	Total
Belgium	7		7
Bulgaria			
Czech Republic	2		2
Denmark			
Germany	3	3	6
Estonia			
Greece	8	1	9
Spain	15	1	16
France	9	1	10
Ireland	4		4
Italy	14	1	15
Cyprus			
Latvia			
Lithuania	1		1
Luxembourg	12		12
Hungary			
Malta			
Netherlands	3		3
Austria	3		3
Poland	2		2
Portugal	6		6
Romania			
Slovenia			
Slovakia	1		1
Finland	1	1	2
Sweden	2	1	3
United Kingdom	1		1
<b>Total</b>	<b>94</b>	<b>9</b>	<b>103</b>

(<sup>1</sup>) The figures given (net figures) represent the number of cases after joinder on the ground of similarity (a set of joined cases = one case).

## 12. Completed cases — Duration of proceedings (2004–08) <sup>(1)</sup> (decisions by way of judgments and orders) <sup>(2)</sup>

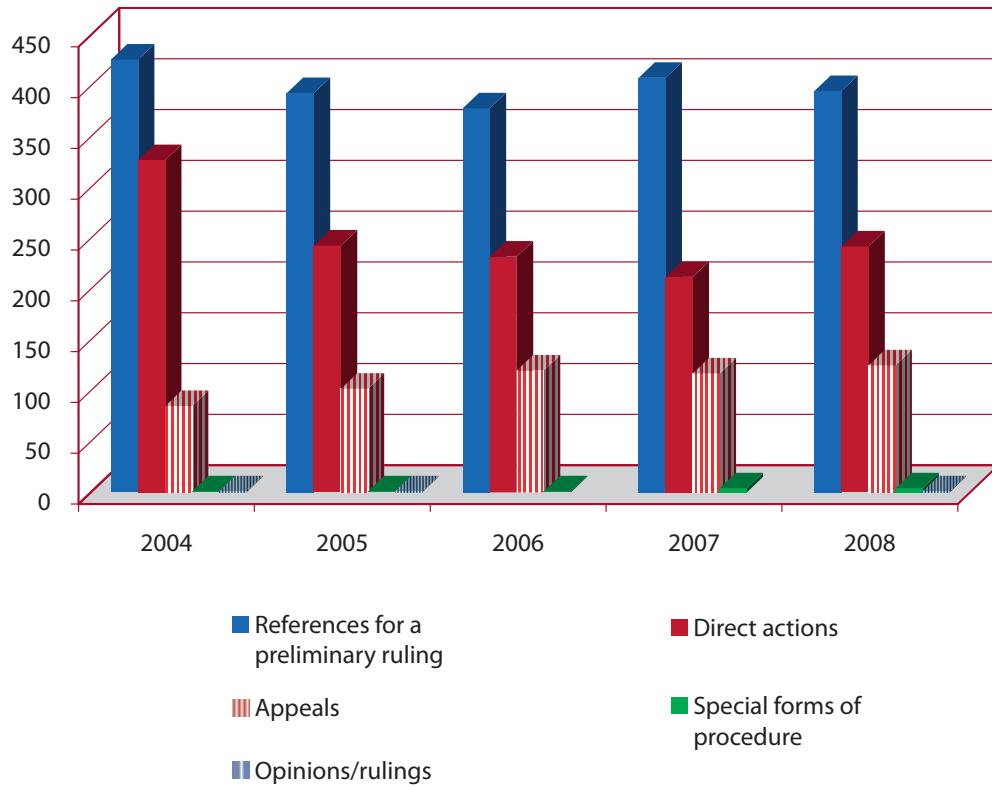


	2004	2005	2006	2007	2008
References for a preliminary ruling	23.5	20.4	19.8	19.3	16.8
Urgent preliminary ruling procedures					2.1
Accelerated preliminary ruling procedures					4.5
Direct actions	20.2	21.3	20	18.2	16.9
Direct actions — Accelerated procedures	5.6				
Appeals	21.3	20.9	17.8	17.8	18.4

<sup>(1)</sup> The following types of cases are excluded from the calculation of the duration of proceedings: cases involving an interlocutory judgment or a measure of inquiry; opinions and rulings on agreements; special forms of procedure (namely taxation of costs, legal aid, application to set a judgment aside, third-party proceedings, interpretation of a judgment, revision of a judgment, rectification of a judgment, attachment procedure, cases concerning immunity); cases terminated by an order removing the case from the register, declaring that there is no need to give a decision or referring or transferring the case to the Court of First Instance; proceedings for interim measures and appeals concerning interim measures and interventions. The duration of proceedings is expressed in months and tenths of months.

<sup>(2)</sup> Other than orders terminating a case by removal from the register, declaration that there is no need to give a decision or referral to the Court of First Instance.

### 13. Cases pending as at 31 December — Nature of proceedings (2004–08) <sup>(1)</sup>

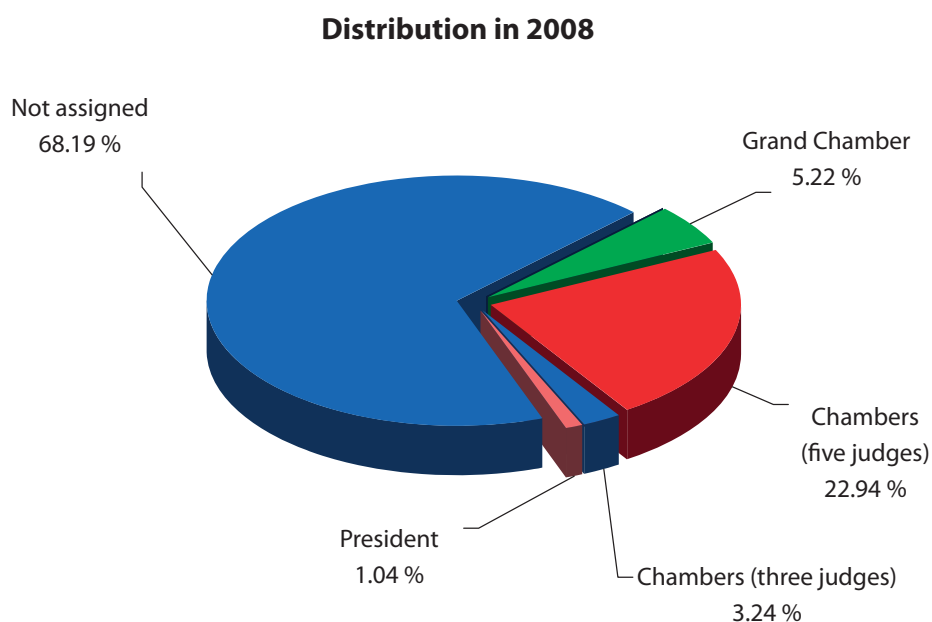


	2004	2005	2006	2007	2008
References for a preliminary ruling	426	393	378	408	395
Direct actions	327	243	232	212	242
Appeals	85	102	120	117	125
Special forms of procedure	1	1	1	4	4
Opinions/rulings	1	1			1
<b>Total</b>	<b>840</b>	<b>740</b>	<b>731</b>	<b>741</b>	<b>767</b>

(1) The figures given (gross figures) represent the total number of cases, without account being taken of the joinder of cases on the ground of similarity (one case number = one case).



## 14. Cases pending as at 31 December — Bench hearing action (2008) <sup>(1)</sup>



	2004	2005	2006	2007	2008
Not assigned	547	437	490	481	523
Full Court	2	2			
Small plenary <sup>(2)</sup>					
Grand Chamber	56	60	44	59	40
Chambers (five judges)	177	212	171	170	177
Chambers (three judges)	57	29	26	24	19
President	1			7	8
<b>Total</b>	<b>840</b>	<b>740</b>	<b>731</b>	<b>741</b>	<b>767</b>

<sup>(1)</sup> The figures given (gross figures) represent the total number of cases, without account being taken of the joinder of cases on the ground of similarity (one case number = one case).

<sup>(2)</sup> Composition of the Court which existed before the entry into force of the Treaty of Nice.

## 15. *Miscellaneous* — Expedited and accelerated procedures (2004–08) <sup>(1)</sup>

	2004		2005		2006		2007		2008		Total
	Granted	Not granted	Granted	Not granted	Granted	Not granted	Granted	Not granted	Granted	Not granted	
Direct actions	1	2						1			4
References for a preliminary ruling		10		5		5		6	2	6	34
Appeals								1			1
Opinions of the Court		1									1
<b>Total</b>	<b>1</b>	<b>13</b>		<b>5</b>		<b>5</b>		<b>8</b>	<b>2</b>	<b>6</b>	<b>40</b>

(<sup>1</sup>) A case before the Court of Justice may be dealt with under such a procedure pursuant to the provisions of Articles 62a and 104a of the Rules of Procedure, as amended with effect from 1 July 2000.

**16. Miscellaneous — Urgent preliminary ruling procedure (2008)**

	2008		Total
	Granted	Not granted	
Urgent preliminary ruling procedure	3	3	6

## 17. *Miscellaneous* — Proceedings for interim measures (2008) <sup>(1)</sup>

	New applications for interim measures	New appeals concerning interim measures and interventions	Outcome		
			Dismissed	Granted	Removed from the register or no need to give a decision
Law governing the institutions	2	2	2		
Environment and consumers	1	6		1	1
<b>Total EC Treaty</b>	<b>3</b>	<b>8</b>	<b>2</b>	<b>1</b>	<b>1</b>
<b>OVERALL TOTAL</b>	<b>3</b>	<b>8</b>	<b>2</b>	<b>1</b>	<b>1</b>

(1) The figures given (net figures) represent the number of cases after joinder on the ground of similarity (a set of joined cases = one case).

## 18. General trend in the work of the Court (1952–2008) — New cases and judgments

Year	New cases <sup>(1)</sup>						Judgments <sup>(2)</sup>
	Direct actions <sup>(3)</sup>	References for a preliminary ruling	Appeals	Appeals concerning interim measures and interventions	Total	Application for interim measures	
1953	4				4		
1954	10				10		2
1955	9				9	2	4
1956	11				11	2	6
1957	19				19	2	4
1958	43				43		10
1959	47				47	5	13
1960	23				23	2	18
1961	25	1			26	1	11
1962	30	5			35	2	20
1963	99	6			105	7	17
1964	49	6			55	4	31
1965	55	7			62	4	52
1966	30	1			31	2	24
1967	14	23			37		24
1968	24	9			33	1	27
1969	60	17			77	2	30
1970	47	32			79		64
1971	59	37			96	1	60
1972	42	40			82	2	61
1973	131	61			192	6	80
1974	63	39			102	8	63
1975	62	69			131	5	78
1976	52	75			127	6	88
1977	74	84			158	6	100
1978	147	123			270	7	97
1979	1 218	106			1 324	6	138
1980	180	99			279	14	132
1981	214	108			322	17	128
1982	217	129			346	16	185
1983	199	98			297	11	151
1984	183	129			312	17	165
1985	294	139			433	23	211

&gt;&gt;&gt;

Year	New cases <sup>(1)</sup>						Judgments <sup>(2)</sup>
	Direct actions <sup>(3)</sup>	References for a preliminary ruling	Appeals	Appeals concerning interim measures and interventions	Total	Application for interim measures	
1986	238	91			329	23	174
1987	251	144			395	21	208
1988	193	179			372	17	238
1989	244	139			383	19	188
1990 <sup>(4)</sup>	221	141	15	1	378	12	193
1991	142	186	13	1	342	9	204
1992	253	162	24	1	440	5	210
1993	265	204	17		486	13	203
1994	128	203	12	1	344	4	188
1995	109	251	46	2	408	3	172
1996	132	256	25	3	416	4	193
1997	169	239	30	5	443	1	242
1998	147	264	66	4	481	2	254
1999	214	255	68	4	541	4	235
2000	199	224	66	13	502	4	273
2001	187	237	72	7	503	6	244
2002	204	216	46	4	470	1	269
2003	278	210	63	5	556	7	308
2004	220	249	52	6	527	3	375
2005	179	221	66	1	467	2	362
2006	201	251	80	3	535	1	351
2007	221	265	79	8	573	3	379
2008	211	288	77	8	584	3	333
<b>Total</b>	<b>8 340</b>	<b>6 318</b>	<b>917</b>	<b>77</b>	<b>15 652</b>	<b>348</b>	<b>7 890</b>

(1) Gross figures; special forms of procedure are not included.

(2) Net figures.

(3) Including opinions of the Court.

(4) The Court of First Instance began operating in 1989.

**19. General trend in the work of the Court (1952–2008) — New references for a preliminary ruling  
(by Member State per year) <sup>(1)</sup>**

	BE	BG	CZ	DK	DE	EE	EL	ES	FR	IE	IT	CY	LV	LT	LU	HU	MT	NL	AT	PL	PT	RO	SI	SK	FI	SE	UK	Benelux <sup>(2)</sup>	Total		
1961																		1											1		
1962																			5											5	
1963															1				5											6	
1964											2								4											6	
1965					4				2										1											7	
1966																			1											1	
1967	5				11			3							1			3											23		
1968	1				4			1			1							2											9		
1969	4				11			1							1															17	
1970	4				21			2			2							3												32	
1971	1				18			6			5				1			6												37	
1972	5				20			1			4							10												40	
1973	8				37			4			5				1			6												61	
1974	5				15			6			5							7								1				39	
1975	7			1	26			15			14				1			4								1				69	
1976	11				28			8		1	12							14								1				75	
1977	16			1	30			14		2	7							9								5				84	
1978	7			3	46			12		1	11							38								5				123	
1979	13			1	33			18		2	19				1			11								8				106	
1980	14			2	24			14		3	19							17								6				99	
1981	12			1	41			17			11				4			17								5				108	
1982	10			1	36			39			18							21								4				129	
1983	9			4	36			15		2	7							19								6				98	
																															>>>

	BE	BG	CZ	DK	DE	EE	EL	ES	FR	IE	IT	CY	LV	LT	LU	HU	MT	NL	AT	PL	PT	RO	SI	SK	FI	SE	UK	Benelux <sup>(2)</sup>	Total
1984	13			2	38				34	1	10							22								9		129	
1985	13				40				45	2	11				6			14								8		139	
1986	13			4	18		2	1	19	4	5				1			16								8		91	
1987	15			5	32		17	1	36	2	5				3			19								9		144	
1988	30			4	34			1	38		28				2			26								16		179	
1989	13			2	47		2	2	28	1	10				1			18		1						14		139	
1990	17			5	34		2	6	21	4	25				4			9		2						12		141	
1991	19			2	54		3	5	29	2	36				2			17			3					14		186	
1992	16			3	62		1	5	15		22				1			18		1						18		162	
1993	22			7	57		5	7	22	1	24				1			43		3						12		204	
1994	19			4	44				13	36	2	46			1			13		1						24		203	
1995	14			8	51		10	10	43	3	58				2			19	2		5				6	20		251	
1996	30			4	66		4	6	24		70				2			10	6		6				3	4	21	256	
1997	19			7	46		2	9	10	1	50				3			24	35		2				6	7	18	239	
1998	12			7	49		5	55	16	3	39				2			21	16		7				2	6	24	264	
1999	13			3	49		3	4	17	2	43				4			23	56		7				4	5	22	255	
2000	15			3	47		3	5	12	2	50							12	31		8				5	4	26	224	
2001	10			5	53		4	4	15	1	40				2			14	57		4				3	4	21	237	
2002	18			8	59		7	3	8		37				4			12	31		3				7	5	14	216	
2003	18			3	43		4	8	9	2	45				4			28	15		1				4	4	22	210	
2004	24			4	50		18	8	21	1	48				1	2		28	12		1				4	5	22	249	
2005	21			1	4	51	11	10	17	2	18				2	3		36	15	1	2				4	11	12	221	
2006	17			3	3	77	14	17	24	1	34			1	1	4		20	12	2	3			1	5	2	10	251	
2007	22	1		2	5	59	2	8	14	26	2	43		1		2		19	20	7	3	1			1	5	6	16	265
2008	24			1	6	71	2	9	17	12	1	39	1	3	3	4	6	34	25	4	1				4	7	14	288	
<b>Total</b>	<b>579</b>	<b>1</b>	<b>7</b>	<b>122</b>	<b>1 672</b>	<b>4 134</b>	<b>211</b>	<b>755</b>	<b>51</b>	<b>978</b>	<b>1</b>	<b>3</b>	<b>5</b>	<b>64</b>	<b>17</b>	<b>719</b>	<b>333</b>	<b>14</b>	<b>64</b>	<b>1</b>	<b>2</b>	<b>56</b>	<b>76</b>	<b>448</b>	<b>1</b>	<b>6 318</b>			

(1) Article 177 of the EC Treaty (now Article 234 EC), Article 35(1) EU, Article 41 CS, Article 150 EA, 1971 Protocol.

(2) Case C-265/00 *Campina Melkunie*.



## 20. General trend in the work of the Court (1952–2008) — New references for a preliminary ruling (by Member State and by court or tribunal)

			Total
<b>Belgium</b>	Cour constitutionnelle	71	
	Cour de cassation	12	
	Conseil d'État	43	
	Other courts or tribunals	453	579
<b>Bulgaria</b>	Софийски градски съд Търговско отделение	1	
	Other courts or tribunals		1
<b>Czech Republic</b>	Nejvyššího soudu		
	Nejvyšší správní soud	1	
	Ústavní soud		
	Other courts or tribunals	6	7
<b>Denmark</b>	Højesteret	22	
	Other courts or tribunals	100	122
<b>Germany</b>	Bundesgerichtshof	120	
	Bundesverwaltungsgericht	88	
	Bundesfinanzhof	250	
	Bundesarbeitsgericht	17	
	Bundessozialgericht	73	
	Staatsgerichtshof des Landes Hessen	1	
	Other courts or tribunals	1 123	1 672
<b>Estonia</b>	Riigikohus	1	
	Other courts or tribunals	3	4
<b>Greece</b>	Άρειος Πάγος	9	
	Συμβούλιο της Επικρατείας	31	
	Other courts or tribunals	94	134
<b>Spain</b>	Tribunal Supremo	22	
	Audiencia Nacional	1	
	Juzgado Central de lo Penal	7	
	Other courts or tribunals	181	211
<b>France</b>	Cour de cassation	83	
	Conseil d'État	42	
	Other courts or tribunals	630	755
<b>Ireland</b>	Supreme Court	17	
	High Court	15	
	Other courts or tribunals	19	51

&gt;&gt;&gt;

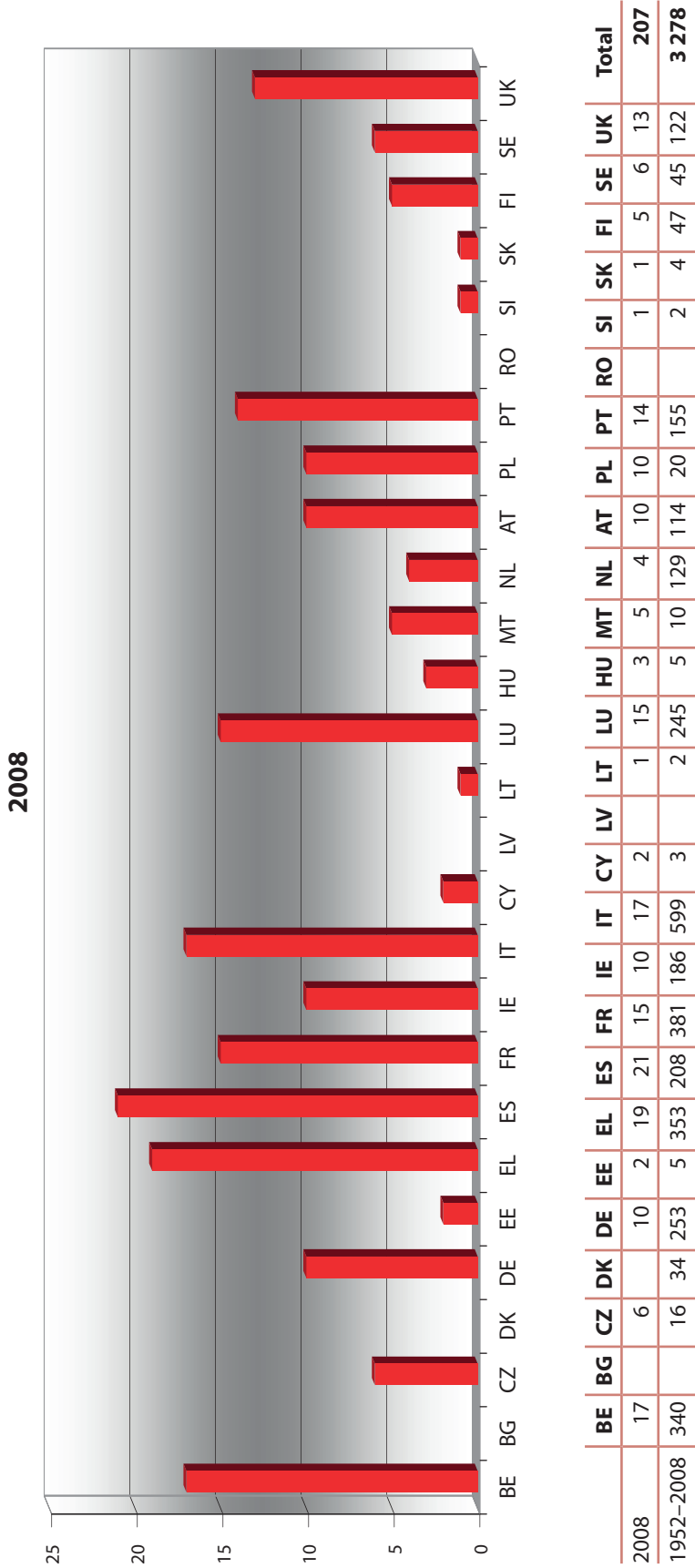
			<b>Total</b>
<b>Italy</b>	Corte suprema di Cassazione	101	
	Corte Costituzionale	1	
	Consiglio di Stato	62	
	Other courts or tribunals	814	978
<b>Cyprus</b>	Ανώτατο Δικαστήριο	1	
	Other courts or tribunals		1
<b>Latvia</b>	Augstākā tiesa	2	
	Satversmes tiesa		
	Other courts or tribunals	1	3
<b>Lithuania</b>	Konstitucinis Teismas	1	
	Lietuvos Aukščiausiasis Teismas	1	
	Lietuvos vyriausiasis administracinis Teismas	2	
	Other courts or tribunals	1	5
<b>Luxembourg</b>	Cour supérieure de justice	10	
	Cour de cassation	2	
	Conseil d'État	13	
	Cour administrative	7	
	Other courts or tribunals	32	64
<b>Hungary</b>	Legfelsőbb Bíróság	1	
	Fővárosi Ítéltábla	1	
	Szegedi Ítéltábla	1	
	Other courts or tribunals	14	17
<b>Malta</b>	Constitutional Court		
	Qorti ta' l- Appel		
	Other courts or tribunals		
<b>Netherlands</b>	Raad van State	59	
	Hoge Raad der Nederlanden	177	
	Centrale Raad van Beroep	46	
	College van Beroep voor het Bedrijfsleven	137	
	Tariefcommissie	34	
	Other courts or tribunals	266	719
<b>Austria</b>	Verfassungsgerichtshof	4	
	Oberster Gerichtshof	71	
	Oberster Patent- und Markensenat	3	
	Bundesvergabeamt	24	
	Verwaltungsgerichtshof	57	
	Vergabekontrollsenat	4	
	Other courts or tribunals	170	333

>>>

			<b>Total</b>
<b>Poland</b>	Sąd Najwyższy		
	Naczelny Sąd Administracyjny	3	
	Trybunał Konstytucyjny		
	Other courts or tribunals	11	14
<b>Portugal</b>	Supremo Tribunal de Justiça	1	
	Supremo Tribunal Administrativo	36	
	Other courts or tribunals	27	64
<b>Romania</b>	Tribunal Dâmbovița	1	
	Other courts or tribunals		1
<b>Slovenia</b>	Vrhovno sodišče		
	Ustavno sodišče		
	Other courts or tribunals		
<b>Slovakia</b>	Ústavný Súd	1	
	Najvyšší súd		
	Other courts or tribunals	1	2
<b>Finland</b>	Korkein hallinto-oikeus	23	
	Korkein oikeus	10	
	Other courts or tribunals	23	56
<b>Sweden</b>	Högsta Domstolen	12	
	Marknadsdomstolen	4	
	Regeringsrätten	21	
	Other courts or tribunals	39	76
<b>United Kingdom</b>	House of Lords	38	
	Court of Appeal	45	
	Other courts or tribunals	365	448
<b>Benelux</b>	Cour de justice/Gerechtshof <sup>(1)</sup>	1	1
<b>Total</b>			<b>6 318</b>

(1) Case C-265/00 *Campina Melkunie*.

**21. General trend in the work of the Court (1952–2008) —  
New actions for failure of a Member State to fulfil its obligations (1)**



The cases brought against Spain include an action under Article 170 of the EC Treaty (now Article 227 EC), brought by Belgium.

The cases brought against France include an action under Article 170 of the EC Treaty (now Article 227 EC), brought by Ireland.

The cases brought against the United Kingdom include three actions under Article 170 of the EC Treaty (now Article 227 EC), one brought by France and two by Spain.

<sup>1</sup> The actions covered are actions under Articles 93, 169, 170, 171 and 225 of the EC Treaty (now Articles 88 EC, 226 EC, 227 EC, 228 EC and 298 EC), Articles 141 EA, 142 EA and 143 EA and Article 88 CS.