

## **C — Statistics concerning the judicial activity of the General Court**

### ***General activity of the General Court***

1. New cases, completed cases, cases pending (2007–11)

### ***New cases***

2. Nature of proceedings (2007–11)
3. Type of action (2007–11)
4. Subject-matter of the action (2007–11)

### ***Completed cases***

5. Nature of proceedings (2007–11)
6. Subject-matter of the action (2011)
7. Subject-matter of the action (2007–11) (judgments and orders)
8. Bench hearing action (2007–11)
9. Duration of proceedings in months (2007–11) (judgments and orders)

### ***Cases pending as at 31 December***

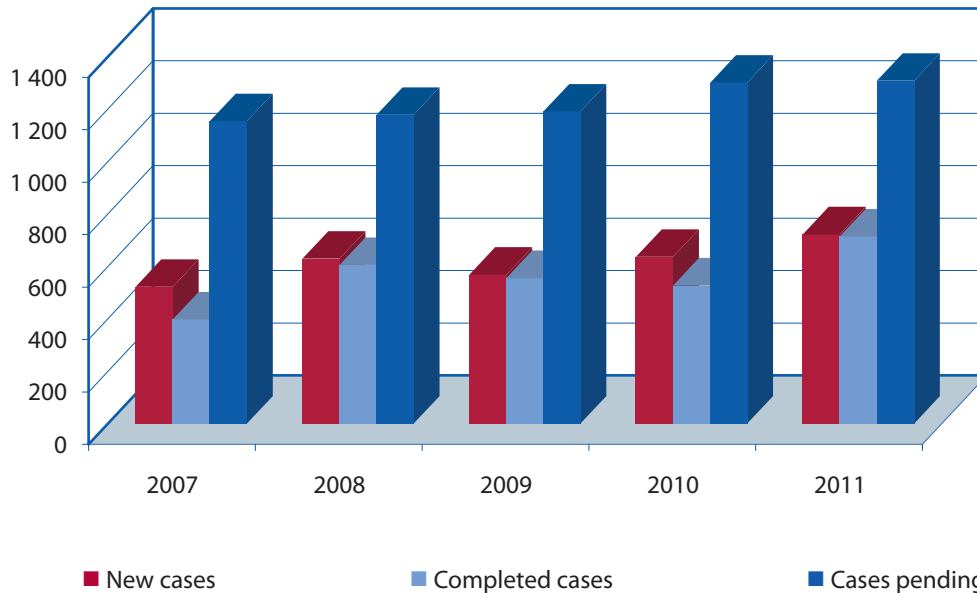
10. Nature of proceedings (2007–11)
11. Subject-matter of the action (2007–11)
12. Bench hearing action (2007–11)

### ***Miscellaneous***

13. Proceedings for interim measures (2007–11)
14. Expedited procedures (2007–11)
15. Appeals against decisions of the General Court to the Court of Justice (1989–2011)
16. Distribution of appeals before the Court of Justice according to the nature of the proceedings (2007–11)
17. Results of appeals before the Court of Justice (2011) (judgments and orders)
18. Results of appeals before the Court of Justice (2007–11) (judgments and orders)
19. General trend (1989–2011) (new cases, completed cases, cases pending)



**1. General activity of the General Court — New cases, completed cases, cases pending (2007–11) <sup>(1)</sup> <sup>(2)</sup>**

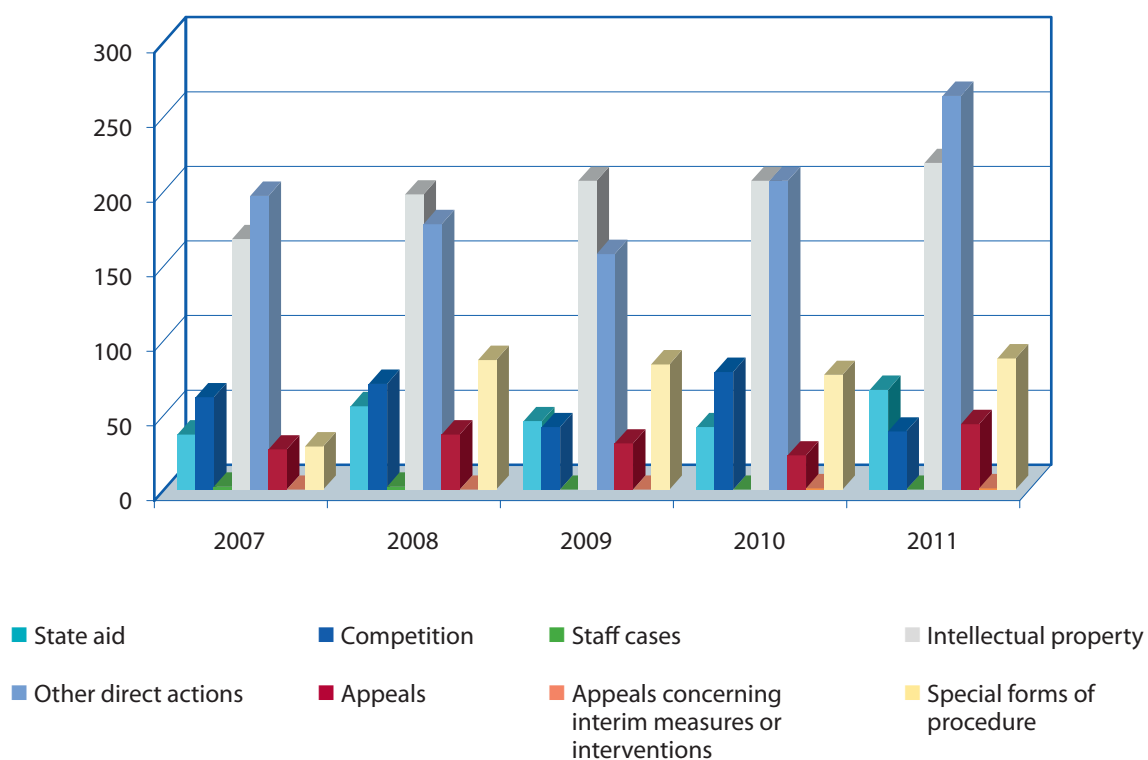


	2007	2008	2009	2010	2011
New cases	522	629	568	636	722
Completed cases	397	605	555	527	714
Cases pending	1 154	1 178	1 191	1 300	1 308

<sup>(1)</sup> Unless otherwise indicated, this table and the following tables take account of special forms of procedure. The following are considered to be 'special forms of procedure': application to set a judgment aside (Article 41 of the Statute of the Court of Justice; Article 122 of the Rules of Procedure of the General Court); third-party proceedings (Article 42 of the Statute of the Court of Justice; Article 123 of the Rules of Procedure); revision of a judgment (Article 44 of the Statute of the Court of Justice; Article 125 of the Rules of Procedure); interpretation of a judgment (Article 43 of the Statute of the Court of Justice; Article 129 of the Rules of Procedure); taxation of costs (Article 92 of the Rules of Procedure); legal aid (Article 96 of the Rules of Procedure); and rectification of a judgment (Article 84 of the Rules of Procedure).

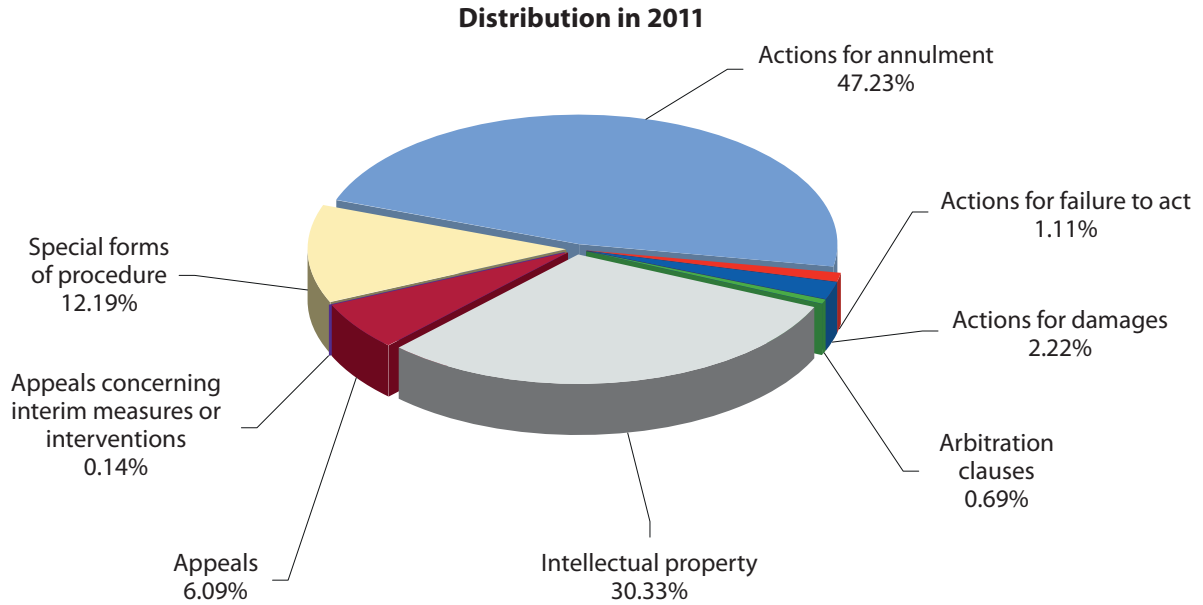
<sup>(2)</sup> Unless otherwise indicated, this table and the following tables do not take account of proceedings concerning interim measures.

## 2. New cases — Nature of proceedings (2007–11)



	2007	2008	2009	2010	2011
State aid	37	56	46	42	67
Competition	62	71	42	79	39
Staff cases	2	2			
Intellectual property	168	198	207	207	219
Other direct actions	197	178	158	207	264
Appeals	27	37	31	23	44
Appeals concerning interim measures or interventions				1	1
Special forms of procedure	29	87	84	77	88
<b>Total</b>	<b>522</b>	<b>629</b>	<b>568</b>	<b>636</b>	<b>722</b>

### 3. New cases — Type of action (2007–11)



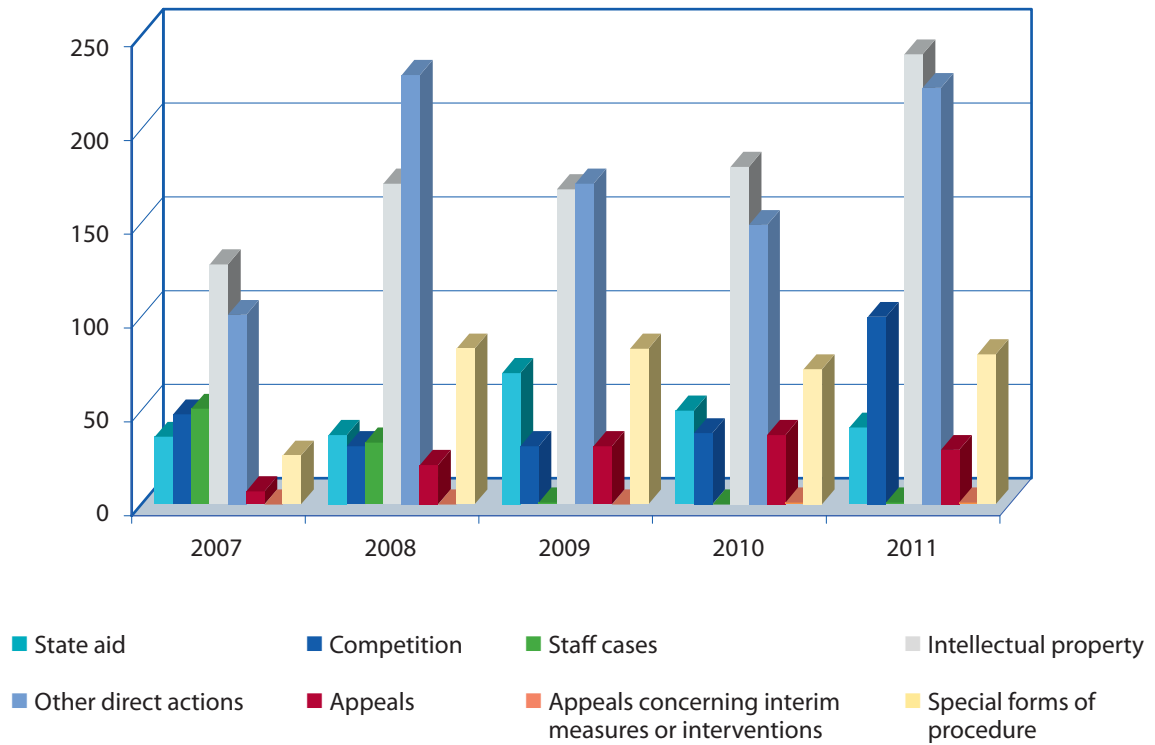
	2007	2008	2009	2010	2011
Actions for annulment	251	269	214	304	341
Actions for failure to act	12	9	7	7	8
Actions for damages	27	15	13	8	16
Arbitration clauses	6	12	12	9	5
Intellectual property	168	198	207	207	219
Staff cases	2	2			
Appeals	27	37	31	23	44
Appeals concerning interim measures or interventions				1	1
Special forms of procedure	29	87	84	77	88
<b>Total</b>	<b>522</b>	<b>629</b>	<b>568</b>	<b>636</b>	<b>722</b>

#### 4. New cases — Subject-matter of the action (2007–11) <sup>(1)</sup>

	2007	2008	2009	2010	2011
Access to documents	11	22	15	19	21
Accession of new States			1		
Agriculture	46	14	19	24	22
Approximation of laws	1				
Arbitration clause	6	12	12	9	5
Area of freedom, security and justice	3	3	2		1
Commercial policy	9	10	8	9	11
Common fisheries policy	5	23	1	19	3
Common foreign and security policy				1	
Company law			1		
Competition	62	71	42	79	39
Consumer protection		2			
Culture	1		1		
Customs union and Common Customs Tariff	5	1	5	4	10
Economic and monetary policy				4	4
Economic, social and territorial cohesion	17	6	6	24	3
Education, vocational training, youth and sport	1				2
Energy			2		1
Environment	27	7	4	15	6
External action by the European Union	1	2	5	1	2
Financial provisions (budget, financial framework, own resources, combatting fraud)	1		1		
Free movement of goods	1	1	1		
Freedom of establishment		1			
Freedom of movement for persons	4	1	1	1	
Freedom to provide services		3	4	1	
Intellectual and industrial property	168	198	207	207	219
Law governing the institutions	19	23	32	17	44
Public health	1	2	2	4	2
Public procurement	11	31	19	15	18
Registration, evaluation, authorisation and restriction of chemicals (REACH Regulation)				8	3
Research and technological development and space	4		6	3	4
Restrictive measures (external action)	12	7	7	21	93
Social policy	5	6	2	4	5
State aid	37	55	46	42	67
Taxation	2			1	1
Transport	4	1		1	1
<b>Total CS Treaty</b>		<b>1</b>			
<b>Total EA Treaty</b>				<b>1</b>	
<b>Total EC Treaty/TFEU</b>	<b>464</b>	<b>502</b>	<b>452</b>	<b>533</b>	<b>587</b>
Special forms of procedure	29	87	84	77	88
Staff Regulations	29	39	32	25	47
<b>OVERALL TOTAL</b>	<b>522</b>	<b>629</b>	<b>568</b>	<b>636</b>	<b>722</b>

(<sup>1</sup>) As a result of the entry into force of the Treaty on the Functioning of the European Union (TFEU) on 1 December 2009, it has been necessary to change the presentation of the subject-matter of actions. The data for the period 2007–09 have been revised accordingly.

### 5. Completed cases — Nature of proceedings (2007–11)



	2007	2008	2009	2010	2011
State aid	36	37	70	50	41
Competition	48	31	31	38	100
Staff cases	51	33	1		1
Intellectual property	128	171	168	180	240
Other direct actions	101	229	171	149	222
Appeals	7	21	31	37	29
Appeals concerning interim measures or interventions				1	1
Special forms of procedure	26	83	83	72	80
<b>Total</b>	<b>397</b>	<b>605</b>	<b>555</b>	<b>527</b>	<b>714</b>

## 6. Completed cases — Subject-matter of the action (2011)

	Judgments	Orders	Total
Access to documents	11	12	23
Agriculture	13	13	26
Arbitration clause	2	4	6
Commercial policy	8	2	10
Common fisheries policy		5	5
Competition	91	9	100
Consumer protection	1		1
Customs union and Common Customs Tariff	1		1
Economic and monetary policy		3	3
Economic, social and territorial cohesion	6	3	9
Education, vocational training, youth and sport		1	1
Environment	11	11	22
External action by the European Union		5	5
Freedom of movement for persons	2		2
Freedom to provide services	2	1	3
Intellectual and industrial property	178	62	240
Law governing the institutions	8	28	36
Public health	2	1	3
Public procurement	13	2	15
Registration, evaluation, authorisation and restriction of chemicals (REACH Regulation)		4	4
Research and technological development and space	1	4	5
Restrictive measures (external action)	4	28	32
Social policy	2	3	5
State aid	21	20	41
Transport		1	1
<b>Total EA Treaty</b>		<b>1</b>	<b>1</b>
<b>Total EC Treaty/TFEU</b>	<b>377</b>	<b>222</b>	<b>599</b>
Special forms of procedure		80	80
Staff Regulations	16	18	34
<b>OVERALL TOTAL</b>	<b>393</b>	<b>321</b>	<b>714</b>

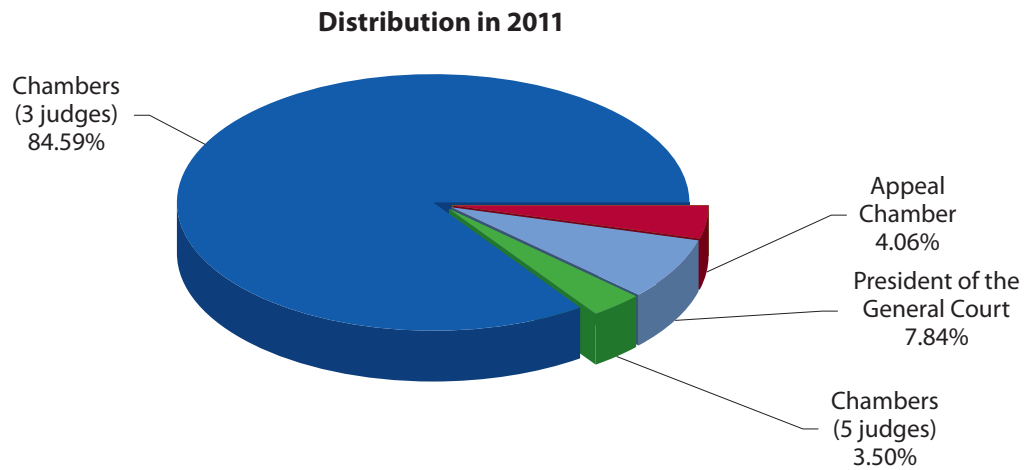


## 7. Completed cases — Subject-matter of the action (2007–11) <sup>(1)</sup> (judgments and orders)

	2007	2008	2009	2010	2011
Access to documents	7	15	6	21	23
Accession of new States			1		
Agriculture	13	48	46	16	26
Approximation of laws	1	1			
Arbitration clause	10	9	10	12	6
Area of freedom, security and justice	2	1	3		
Commercial policy	4	12	6	8	10
Common fisheries policy	4	4	17		5
Company law	1			1	
Competition	38	31	31	38	100
Consumer protection				2	1
Culture		1	2		
Customs union and Common Customs Tariff	3	6	10	4	1
Economic and monetary policy	1	1		2	3
Economic, social and territorial cohesion	5	42	3	2	9
Education, vocational training, youth and sport				1	1
Energy				2	
Environment	10	17	9	6	22
External action by the European Union	4	2		4	5
Financial provisions (budget, financial framework, own resources, combatting fraud)		2	2		
Free movement of goods		2	3		
Freedom of establishment		1			
Freedom of movement for persons	4	2	1		2
Freedom to provide services	1		2	2	3
Industrial policy	1				
Intellectual and industrial property	129	171	169	180	240
Law governing the institutions	10	22	20	26	36
Public health	2	1	1	2	3
Public procurement	7	26	12	16	15
Registration, evaluation, authorisation and restriction of chemicals (REACH Regulation)					4
Research and technological development and space	1	1	1	3	5
Restrictive measures (external action)	3	6	8	10	32
Social policy	4	2	6	6	5
State aid	36	37	70	50	41
Taxation		2		1	
Transport	1	3		2	1
<b>Total CS Treaty</b>	<b>10</b>				
<b>Total EA Treaty</b>	<b>1</b>		<b>1</b>		<b>1</b>
<b>Total EC Treaty/TFEU</b>	<b>302</b>	<b>468</b>	<b>439</b>	<b>417</b>	<b>599</b>
Special forms of procedure	26	83	83	72	80
Staff Regulations	58	54	32	38	34
<b>OVERALL TOTAL</b>	<b>397</b>	<b>605</b>	<b>555</b>	<b>527</b>	<b>714</b>

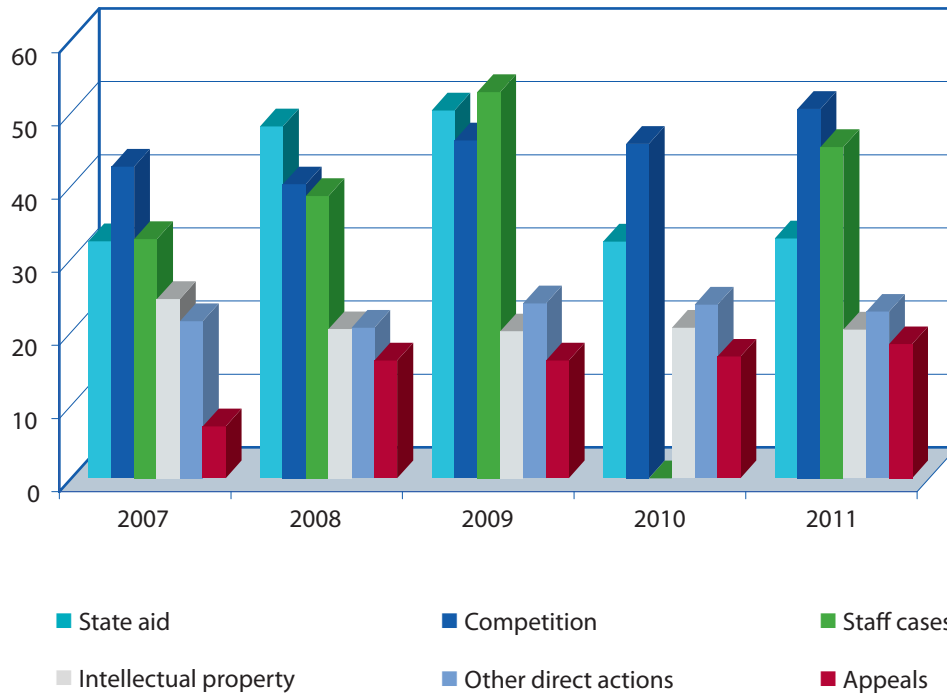
(<sup>1</sup>) As a result of the entry into force of the Treaty on the Functioning of the European Union (TFEU) on 1 December 2009, it has been necessary to change the presentation of the subject-matter of actions. The data for the period 2007–09 have been revised accordingly.

## 8. Completed cases — Bench hearing action (2007–11)



	2007			2008			2009			2010			2011		
	Judgments	Orders	Total	Judgments	Orders	Total	Judgments	Orders	Total	Judgments	Orders	Total	Judgments	Orders	Total
Grand Chamber	2		2							2	2				
Appeal Chamber	3	4	7	16	10	26	20	11	31	22	15	37	15	14	29
President of the General Court		16	16		52	52		50	50		54	54		56	56
Chambers (5 judges)	44	8	52	15	2	17	27	2	29	8		8	19	6	25
Chambers (3 judges)	196	122	318	228	282	510	245	200	445	255	168	423	359	245	604
Single judge	2		2							3		3			
<b>Total</b>	<b>247</b>	<b>150</b>	<b>397</b>	<b>259</b>	<b>346</b>	<b>605</b>	<b>292</b>	<b>263</b>	<b>555</b>	<b>288</b>	<b>239</b>	<b>527</b>	<b>393</b>	<b>321</b>	<b>714</b>

### 9. Completed cases — Duration of proceedings in months (2007–11) <sup>(1)</sup> (judgments and orders)

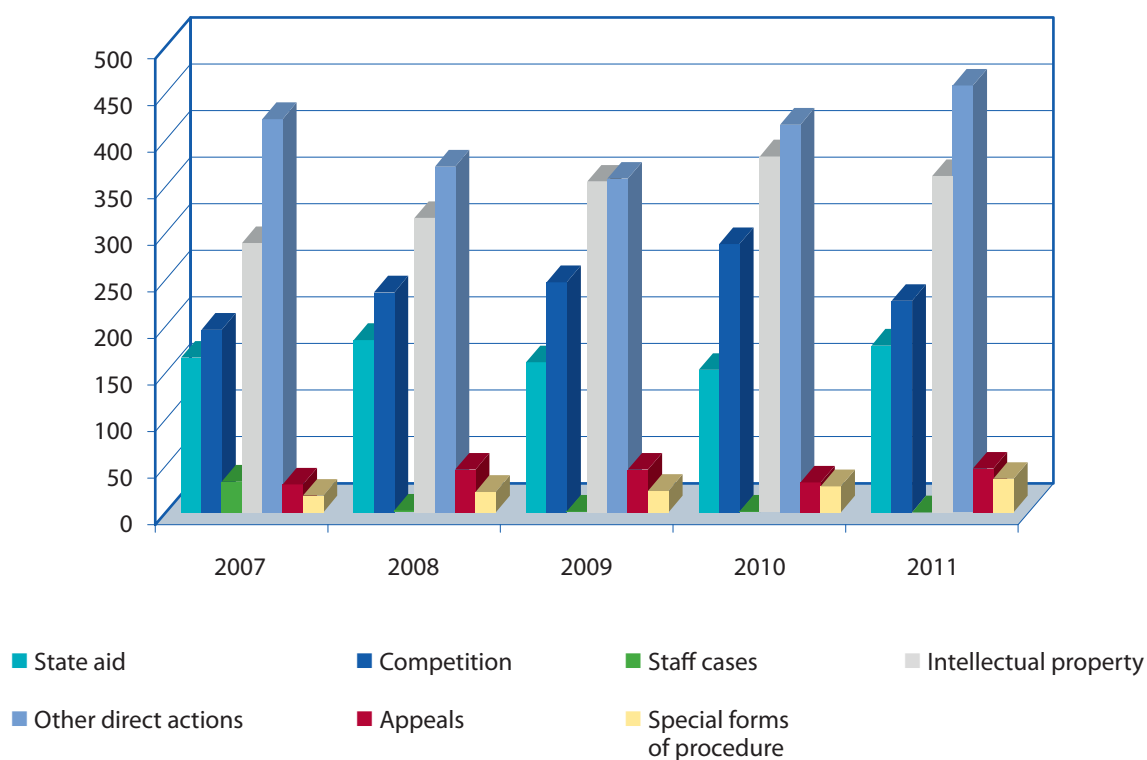


	2007	2008	2009	2010	2011
State aid	32.4	48.1	50.3	32.4	32.8
Competition	42.6	40.2	46.2	45.7	50.5
Staff cases	32.7	38.6	52.8		45.3
Intellectual property	24.5	20.4	20.1	20.6	20.3
Other direct actions	21.5	20.6	23.9	23.7	22.8
Appeals	7.1	16.1	16.1	16.6	18.3

(1) The calculation of the average duration of proceedings does not take account of: cases ruled upon by interlocutory judgment; special forms of procedure; appeals concerning interim measures or interventions; cases referred by the Court of Justice following the amendment of the division of jurisdiction between it and the Court of First Instance (now the General Court); cases referred by the Court of First Instance after the Civil Service Tribunal began operating.

The duration of proceedings is expressed in months and tenths of months.

## 10. Cases pending as at 31 December — Nature of proceedings (2007–11)



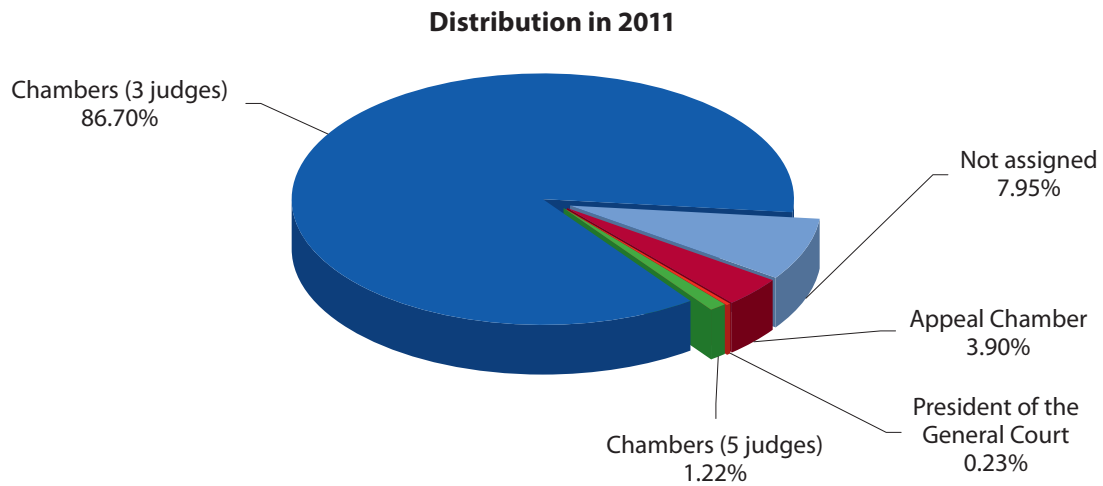
	2007	2008	2009	2010	2011
State aid	166	185	161	153	179
Competition	196	236	247	288	227
Staff cases	33	2	1	1	
Intellectual property	289	316	355	382	361
Other direct actions	422	371	358	416	458
Appeals	30	46	46	32	47
Special forms of procedure	18	22	23	28	36
<b>Total</b>	<b>1 154</b>	<b>1 178</b>	<b>1 191</b>	<b>1 300</b>	<b>1 308</b>

## 11. Cases pending as at 31 December — Subject-matter of the action (2007–11) <sup>(1)</sup>

	2007	2008	2009	2010	2011
Access to documents	28	35	44	42	40
Agriculture	118	84	57	65	61
Approximation of laws	1				
Arbitration clause	17	20	22	19	18
Area of freedom, security and justice	1	3	2	2	3
Commercial policy	33	31	33	34	35
Common fisheries policy	5	24	8	27	25
Common foreign and security policy				1	1
Company law			1		
Competition	196	236	247	288	227
Consumer protection	1	3	3	1	
Culture	2	1			
Customs union and Common Customs Tariff	16	11	6	6	15
Economic and monetary policy	1			2	3
Economic, social and territorial cohesion	49	13	16	38	32
Education, vocational training, youth and sport	1	1	1		1
Energy			2		1
Environment	40	30	25	34	18
External action by the European Union	3	3	8	5	2
Financial provisions (budget, financial framework, own resources, combatting fraud)	5	3	2	2	2
Free movement of goods	3	2			
Freedom of movement for persons	3	2	2	3	1
Freedom to provide services		3	5	4	1
Intellectual and industrial property	290	317	355	382	361
Law governing the institutions	28	29	41	32	40
Public health	2	3	4	6	5
Public procurement	29	34	41	40	43
Registration, evaluation, authorisation and restriction of chemicals (REACH Regulation)				8	7
Research and technological development and space	4	3	8	8	7
Restrictive measures (external action)	18	19	18	29	90
Social policy	6	10	6	4	4
State aid	166	184	160	152	178
Taxation	2				1
Transport	4	2	2	1	1
<b>Total CS Treaty</b>		<b>1</b>	<b>1</b>	<b>1</b>	<b>1</b>
<b>Total EA Treaty</b>	<b>1</b>	<b>1</b>		<b>1</b>	
<b>Total EC Treaty/TFEU</b>	<b>1 072</b>	<b>1 106</b>	<b>1 119</b>	<b>1 235</b>	<b>1 223</b>
Special forms of procedure	18	22	23	28	36
Staff Regulations	63	48	48	35	48
<b>OVERALL TOTAL</b>	<b>1 154</b>	<b>1 178</b>	<b>1 191</b>	<b>1 300</b>	<b>1 308</b>

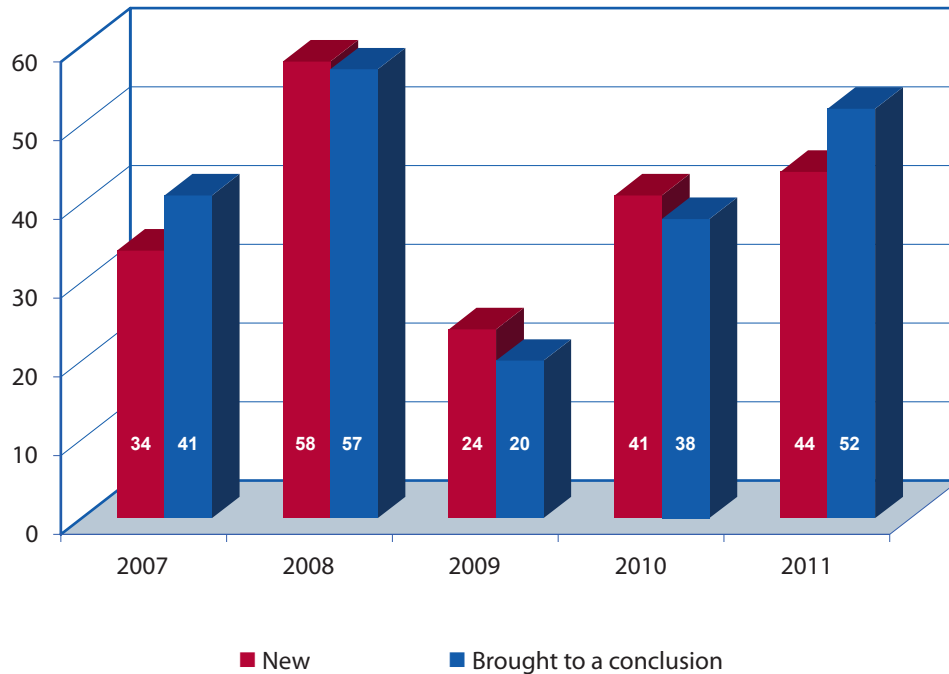
(<sup>1</sup>) As a result of the entry into force of the Treaty on the Functioning of the European Union (TFEU) on 1 December 2009, it has been necessary to change the presentation of the subject-matter of actions. The data for the period 2007–09 have been revised accordingly.

## 12. Cases pending as at 31 December — Bench hearing action (2007–11)



	2007	2008	2009	2010	2011
Appeal Chamber	30	46	46	32	51
President of the General Court				3	3
Chambers (5 judges)	75	67	49	58	16
Chambers (3 judges)	971	975	1 019	1 132	1 134
Single judge			2		
Not assigned	78	90	75	75	104
<b>Total</b>	<b>1 154</b>	<b>1 178</b>	<b>1 191</b>	<b>1 300</b>	<b>1 308</b>

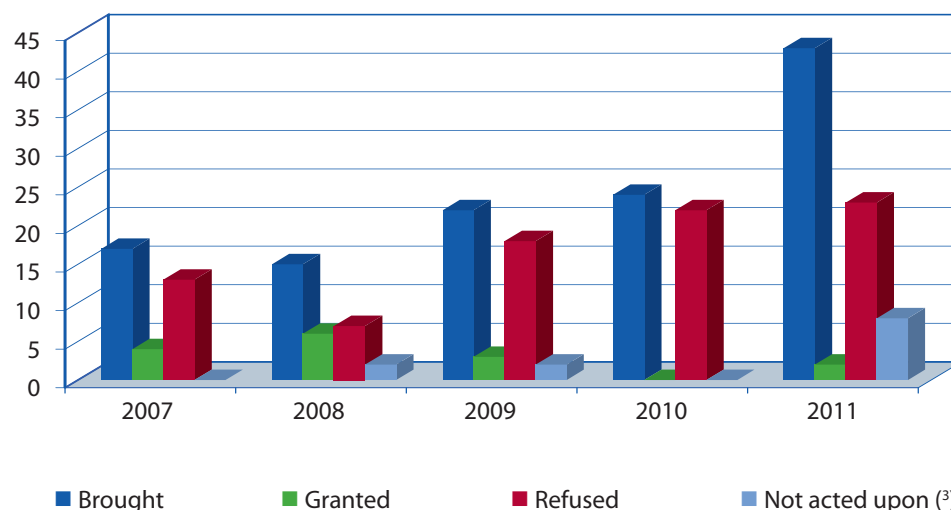
### 13. *Miscellaneous* — Proceedings for interim measures (2007–11)



#### Distribution in 2011

	New applications for interim measures	Applications for interim measures brought to a conclusion	Outcome		
			Granted	Removal from the register/ no need to adjudicate	Dismissed
Access to documents	1				
Agriculture	2	2			2
Arbitration clause	1	1			1
Competition	5	12	2		10
Customs union and Common Customs Tariff	1	1			1
Education, vocational training, youth and sport	1	1		1	
Environment	2	2			2
Law governing the institutions	4	5		1	4
Public procurement	5	4			4
Research and technological development and space	1	1			1
Restrictive measures (external action)	11	9		3	6
Staff Regulations	1	1			1
State aid	9	13		3	10
<b>Total</b>	<b>44</b>	<b>52</b>	<b>2</b>	<b>8</b>	<b>42</b>

## 14. Miscellaneous — Expedited procedures (2007–11) <sup>(1)</sup> <sup>(2)</sup>



	2007				2008				2009				2010				2011			
	Brought	Granted	Refused	Not acted upon <sup>(3)</sup>	Brought	Granted	Refused	Not acted upon <sup>(3)</sup>	Brought	Granted	Refused	Not acted upon <sup>(3)</sup>	Brought	Granted	Refused	Not acted upon <sup>(3)</sup>	Brought	Granted	Refused	Not acted upon <sup>(3)</sup>
Access to documents	1	1			2	2			4	4							2	1		
Agriculture			1		1				2	3										
Arbitration clause					1		1													
Commercial policy	2	1			1				2	2							3	2		
Competition	1	1			1	1			2	2	3		3				4	4		
Economic, social and territorial cohesion												1	1							
Environment	7	1	6						1		1						2	2		
External action by the European Union												1	1							
Freedom to provide services								1	1											
Law governing the institutions					1		1	1	1	1							1			1
Procedure								1	1											
Public health								1	1											
Public procurement	2	1			3	1	3		2	2		2	2							
Restrictive measures (external action)	3	2	1		4	4			5	1	2	1	10	10			30	2	12	7
Social policy																	1			
Staff Regulations					1				1											
State aid	1	2			1	1						7	5						2	
<b>Total</b>	<b>17</b>	<b>4</b>	<b>13</b>		<b>15</b>	<b>6</b>	<b>7</b>	<b>2</b>	<b>22</b>	<b>3</b>	<b>18</b>	<b>2</b>	<b>24</b>	<b>22</b>			<b>43</b>	<b>2</b>	<b>23</b>	<b>8</b>

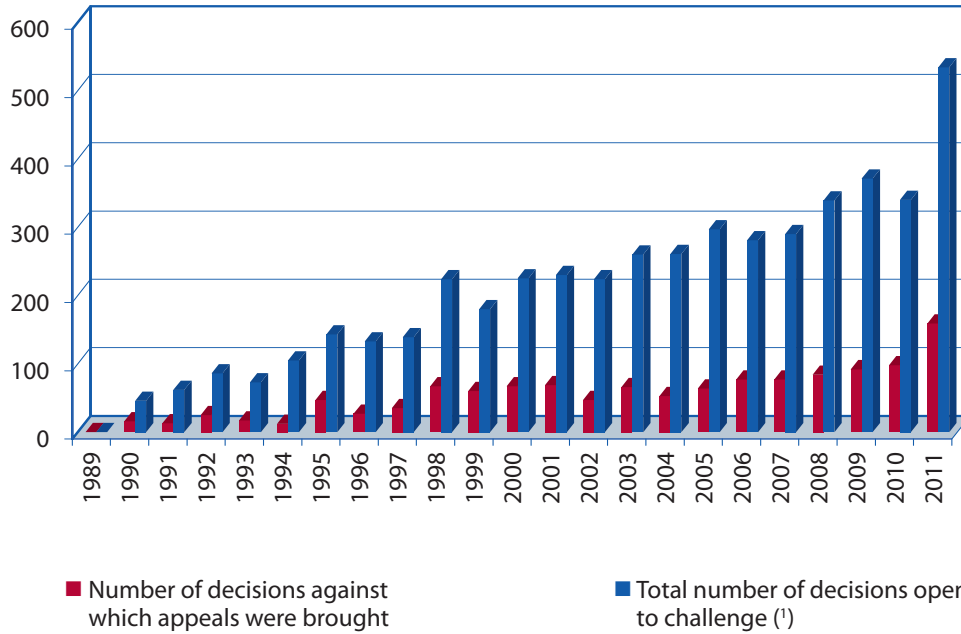
<sup>(1)</sup> The General Court may decide pursuant to Article 76a of the Rules of Procedure to deal with a case before it under an expedited procedure. That provision has been applicable since 1 February 2001.

<sup>(2)</sup> As a result of the entry into force of the Treaty on the Functioning of the European Union (TFEU) on 1 December 2009, it has been necessary to change the presentation of the subject-matter of actions. The data for the period 2007–09 have been revised accordingly.

<sup>(3)</sup> The category 'Not acted upon' covers the following instances: withdrawal of the application for expedition, discontinuance of the action and cases in which the action is disposed of by way of order before the application for expedition has been ruled upon.



### 15. *Miscellaneous* — Appeals against decisions of the General Court to the Court of Justice (1989–2011)



	Number of decisions against which appeals were brought	Total number of decisions open to challenge (¹)	Percentage of decisions against which appeals were brought
<b>1989</b>			
<b>1990</b>	16	46	35%
<b>1991</b>	13	62	21%
<b>1992</b>	25	86	29%
<b>1993</b>	17	73	23%
<b>1994</b>	12	105	11%
<b>1995</b>	47	143	33%
<b>1996</b>	27	133	20%
<b>1997</b>	35	139	25%
<b>1998</b>	67	224	30%
<b>1999</b>	60	180	33%
<b>2000</b>	67	225	30%
<b>2001</b>	69	230	30%
<b>2002</b>	47	224	21%
<b>2003</b>	66	260	25%
<b>2004</b>	53	261	20%
<b>2005</b>	64	297	22%
<b>2006</b>	77	281	27%
<b>2007</b>	77	290	27%
<b>2008</b>	84	339	25%
<b>2009</b>	92	371	25%
<b>2010</b>	98	340	29%
<b>2011</b>	159	534	30%

(¹) Total number of decisions open to challenge — judgments, orders concerning interim measures or refusing leave to intervene, and all orders terminating proceedings other than those removing a case from the register or transferring a case — in respect of which the period for bringing an appeal expired or against which an appeal was brought.

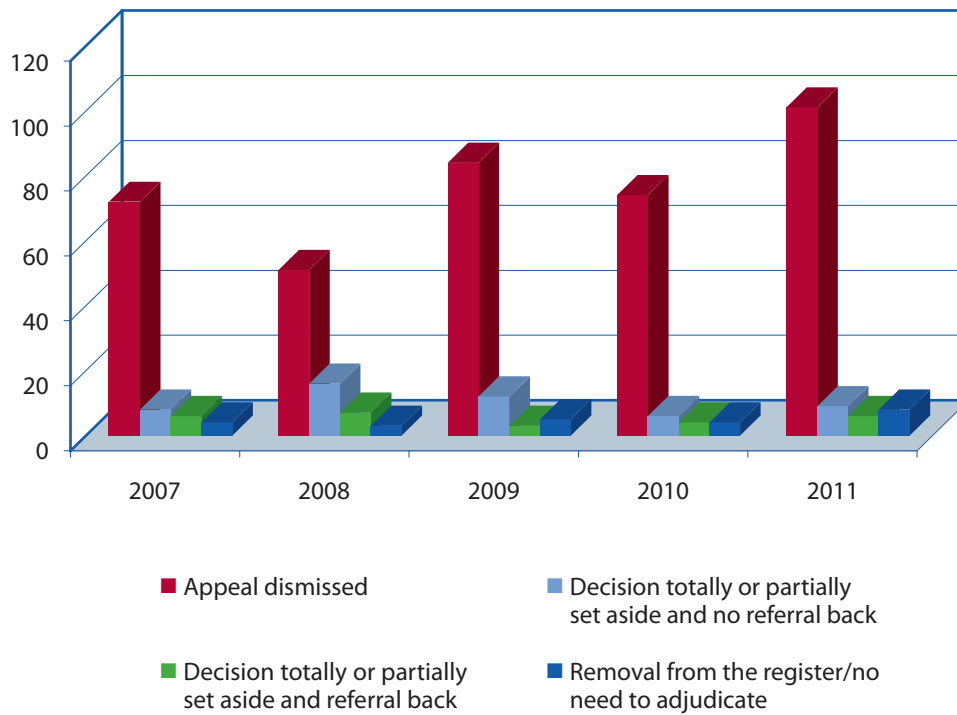
## 16. *Miscellaneous* — Distribution of appeals before the Court of Justice according to the nature of the proceedings (2007–11)

	2007			2008			2009			2010			2011		
	Appeals	Decisions open to challenge	Appeals as a percentage	Appeals	Decisions open to challenge	Appeals as a percentage	Appeals	Decisions open to challenge	Appeals as a percentage	Appeals	Decisions open to challenge	Appeals as a percentage	Appeals	Decisions open to challenge	Appeals as a percentage
State aid	11	30	37%	4	19	21%	23	51	45%	17	35	49%	10	37	27%
Competition	13	33	39%	7	26	27%	11	45	24%	15	33	45%	50	90	56%
Staff cases	10	53	19%	9	31	29%	1	3	33%				1	1	100%
Intellectual property	14	64	22%	24	105	23%	25	153	16%	32	140	23%	39	201	19%
Other direct actions	29	110	26%	40	158	25%	32	119	27%	34	132	26%	59	205	29%
<b>Total</b>	<b>77</b>	<b>290</b>	<b>27%</b>	<b>84</b>	<b>339</b>	<b>25%</b>	<b>92</b>	<b>371</b>	<b>25%</b>	<b>98</b>	<b>340</b>	<b>29%</b>	<b>159</b>	<b>534</b>	<b>30%</b>

## 17. *Miscellaneous* — Results of appeals before the Court of Justice (2011) (judgments and orders)

	Appeal dismissed	Decision totally or partially set aside and no referral back	Decision totally or partially set aside and referral back	Removal from the register/ no need to adjudicate	Total
Access to documents	2				2
Agriculture	2				2
Commercial policy	1				1
Common foreign and security policy	2				2
Company law	1				1
Competition	10	4		2	16
Environment				1	1
External action by the European Union	1				1
Intellectual and industrial property	27	2	2	3	34
Law governing the institutions	15		2	1	18
Principles of European Union law	1				1
Public procurement	4				4
Social policy	1				1
State aid	34	3	2	1	40
<b>Total</b>	<b>101</b>	<b>9</b>	<b>6</b>	<b>8</b>	<b>124</b>

### 18. *Miscellaneous* — Results of appeals before the Court of Justice (2007–11) (judgments and orders)



	2007	2008	2009	2010	2011
Appeal dismissed	72	51	84	74	101
Decision totally or partially set aside and no referral back	8	16	12	6	9
Decision totally or partially set aside and referral back	6	7	3	4	6
Removal from the register/ no need to adjudicate	4	3	5	4	8
<b>Total</b>	<b>90</b>	<b>77</b>	<b>104</b>	<b>88</b>	<b>124</b>

## 19. *Miscellaneous* — General trend (1989–2011)

### New cases, completed cases, cases pending

	New cases <sup>(1)</sup>	Completed cases <sup>(2)</sup>	Cases pending on 31 December
1989	169	1	168
1990	59	82	145
1991	95	67	173
1992	123	125	171
1993	596	106	661
1994	409	442	628
1995	253	265	616
1996	229	186	659
1997	644	186	1 117
1998	238	348	1 007
1999	384	659	732
2000	398	343	787
2001	345	340	792
2002	411	331	872
2003	466	339	999
2004	536	361	1 174
2005	469	610	1 033
2006	432	436	1 029
2007	522	397	1 154
2008	629	605	1 178
2009	568	555	1 191
2010	636	527	1 300
2011	722	714	1 308
<b>Total</b>	<b>9 333</b>	<b>8 025</b>	

(<sup>1</sup>) 1989: the Court of Justice referred 153 cases to the newly created Court of First Instance (now the General Court).

1993: the Court of Justice referred 451 cases as a result of the first extension of the jurisdiction of the Court of First Instance.

1994: the Court of Justice referred 14 cases as a result of the second extension of the jurisdiction of the Court of First Instance.

2004–05: the Court of Justice referred 25 cases as a result of the third extension of the jurisdiction of the Court of First Instance.

(<sup>2</sup>) 2005–06: the Court of First Instance referred 118 cases to the newly created Civil Service Tribunal.