



COURT OF JUSTICE  
OF THE EUROPEAN UNION

## Annual Report 2024

# Statistics concerning the judicial activity of the General Court



# Statistics concerning the judicial activity of the General Court

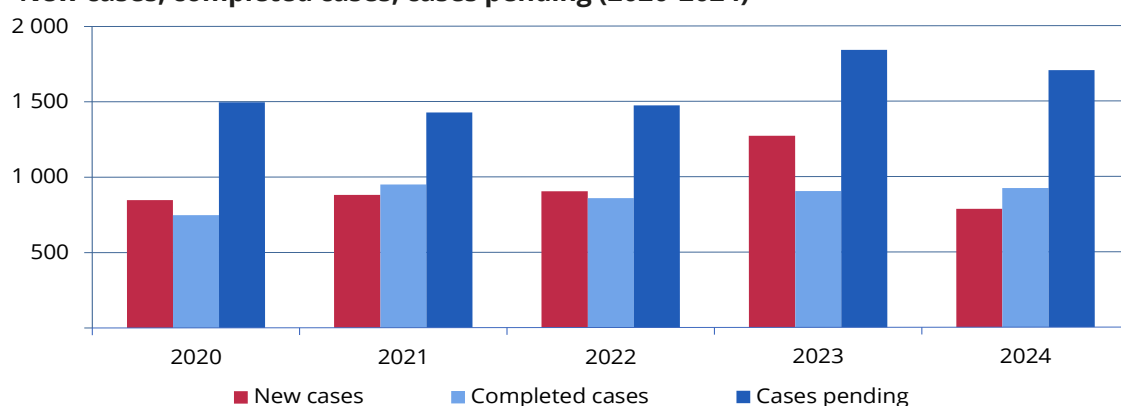
I. General activity of the General Court – New cases, completed cases, cases pending (2020-2024)	4
II. New cases – Nature or subject area of proceedings (2020-2024)	5
III. New cases – Legal basis (2020-2024)	6
IV. New cases – Subject matter (2020-2024)	7
V. New references for a preliminary ruling – Subject matter (2024)	8
VI. New references for a preliminary ruling – By Member State (2024)	8
VII. New references for a preliminary ruling – By Member State and court or tribunal (2024)	9
VIII. Completed cases – Nature or subject area of proceedings (2020-2024)	10
IX. Completed cases – Subject matter (2024)	11
X. Completed references for a preliminary ruling – Subject matter (2024)	11
XI. Completed cases – Subject matter (2020-2024)	12
XII. Completed cases – Bench hearing action (2020-2024)	13
XIII. Completed cases – Duration of proceedings in months (2020-2024)	14
XIV. Duration of proceedings in months (2020-2024)	15
XV. Cases pending as at 31 December – Nature or subject area of proceedings (2020-2024)	16
XVI. Cases pending as at 31 December – Subject matter (2020-2024)	17
XVII. References for a preliminary ruling pending as at 31 December – Subject matter (2024)	18
XVIII. Cases pending as at 31 December – Bench hearing action (2020-2024)	18
XIX. Miscellaneous – Proceedings for interim measures (2020-2024)	19
XX. Miscellaneous – Expedited procedures (2020-2024)	20
XXI. Miscellaneous – Appeals against decisions of the General Court to the Court of Justice (1990-2024)	22
XXII. Miscellaneous – Distribution of appeals before the Court of Justice according to the nature of the proceedings (2020-2024)	24
XXIII. Miscellaneous – Results of appeals before the Court of Justice (2024)	25

<b>XXIV. Miscellaneous – Results of appeals before the Court of Justice (2020-2024)</b>	26
<b>XXV. Miscellaneous – General trend (1989-2024) – New cases, completed cases, cases pending</b>	27
<b>XXVI. Activity of the Registry of the General Court (2020-2024)</b>	28
<b>XXVII. Methods of lodging procedural documents before the General Court</b>	29
<b>XXVIII. Pages lodged by e-Curia (2020-2024)</b>	30
<b>XXIX. Notices in the Official Journal of the European Union (2020-2024)</b>	31
<b>XXX. Cases pleaded (2020-2024)</b>	32
<b>XXXI. Hearings (2020-2024)</b>	33



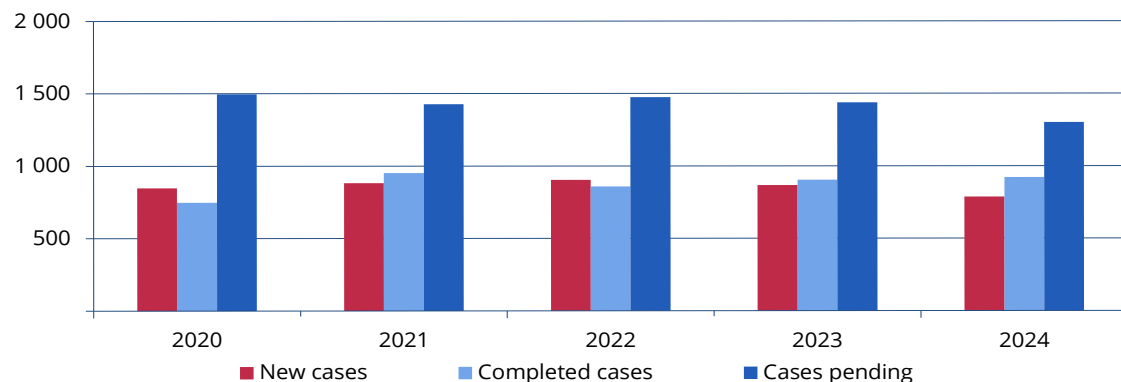
## I. General activity of the General Court –

### New cases, completed cases, cases pending (2020-2024) <sup>1 2</sup>



General activity	2020	2021	2022	2023	2024
New cases	847	882	904	1 271	786
Completed cases	748	951	858	904	922
Cases pending	1 497	1 428	1 474	1 841	1 705

With respect to 2023 and 2024, the graphic and table below set out the new (2023) and pending (2023 and 2024) cases so as to reflect the fact that a series of 404 essentially identical cases concerning the pension rights of Members of the European Parliament was lodged at the end of 2023 (Cases T-620/23 to T-1023/23). In order to take account of that specific factor, those cases have been accounted for as a single case in the following figures.



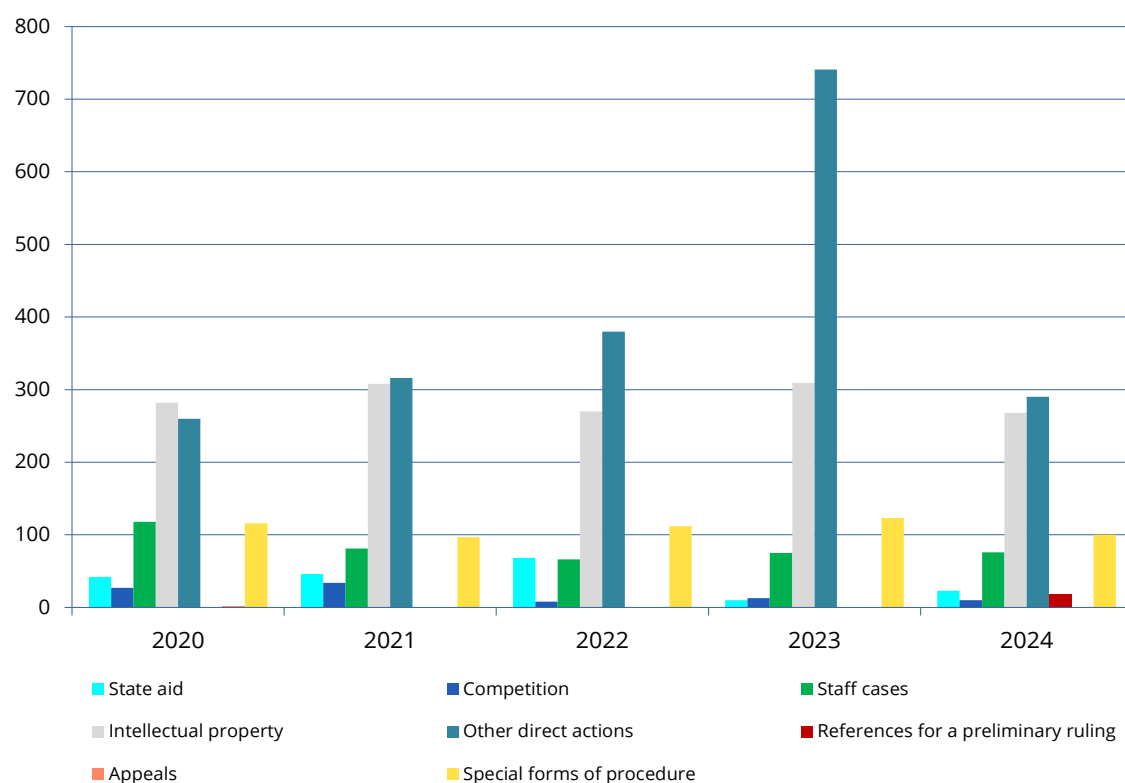
General activity	2020	2021	2022	2023	2024
New cases	847	882	904	868	786
Completed cases	748	951	858	904	922
Cases pending	1 497	1 428	1 474	1 438	1 302

1| Unless otherwise indicated, this table and the following tables take account of special forms of procedure.

The following are considered to be 'special forms of procedure': application to set aside a judgment by default (Article 41 of the Statute of the Court of Justice; Article 166 of the Rules of Procedure of the General Court); third-party proceedings (Article 42 of the Statute of the Court of Justice; Article 167 of the Rules of Procedure); interpretation (Article 43 of the Statute of the Court of Justice; Article 168 of the Rules of Procedure); revision (Article 44 of the Statute of the Court of Justice; Article 169 of the Rules of Procedure); legal aid (Article 148 of the Rules of Procedure); rectification (Article 164 of the Rules of Procedure); failure to adjudicate (Article 165 of the Rules of Procedure); and dispute concerning the costs to be recovered (Article 170 of the Rules of Procedure).

2| Unless otherwise indicated, this table and the following tables do not take account of proceedings concerning interim measures.

## II. New cases – Nature or subject area of proceedings (2020-2024) <sup>1</sup>

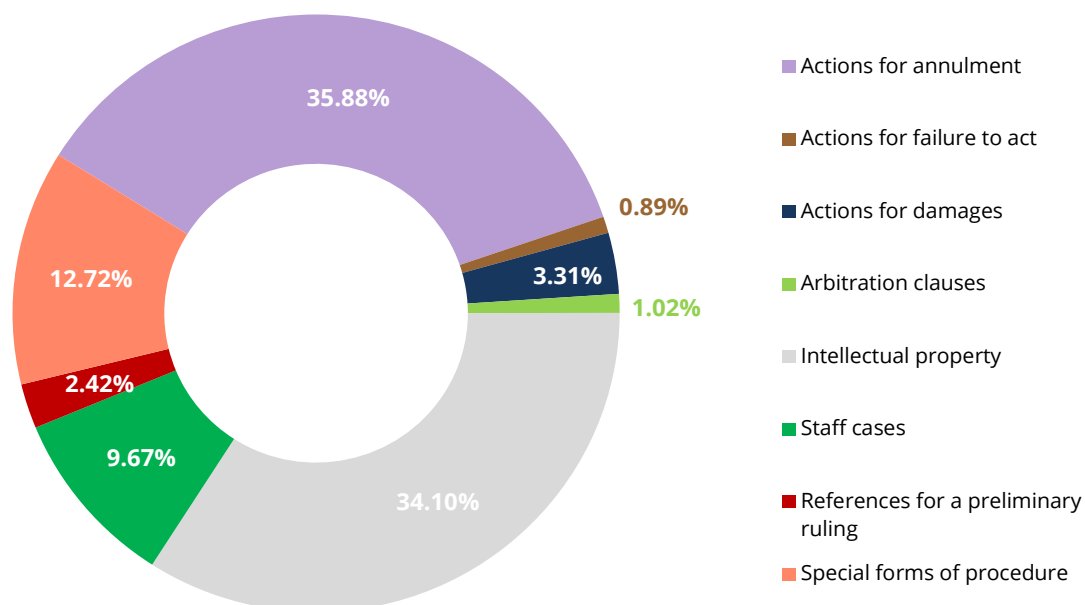


Nature or subject area of proceedings	2020	2021	2022	2023	2024
State aid	42	46	68	10	23
Competition	27	34	8	13	10
Staff cases	118	81	66	75	76
Intellectual property	282	308	270	309	268
Other direct actions	260	316	380	741	290
References for a preliminary ruling	0	0	0	0	19
Appeals	2	0	0	0	0
Special forms of procedure	116	97	112	123	100
<b>Total</b>	<b>847</b>	<b>882</b>	<b>904</b>	<b>1 271</b>	<b>786</b>

1| With respect to 2023, the series of 404 essentially identical cases, T-620/23 to T-1023/23, has had an impact on the number of new cases in the category of 'Other direct actions'.

### III. New cases – Legal basis (2020-2024) <sup>1</sup>

2024



Legal basis	2020	2021	2022	2023	2024
Actions for annulment	284	343	414	733	282
Actions for failure to act	15	21	18	7	7
Actions for damages	17	28	9	18	26
Arbitration clauses	13	4	15	6	8
Intellectual property	282	308	270	309	268
Staff cases	118	81	66	75	76
Appeals	2	0	0	0	0
References for a preliminary ruling	0	0	0	0	19
Special forms of procedure	116	97	112	123	100
<b>Total</b>	<b>847</b>	<b>882</b>	<b>904</b>	<b>1 271</b>	<b>786</b>

<sup>1</sup> With respect to 2023, the series of 404 essentially identical cases, T-620/23 to T-1023/23, has had an impact on the number of new cases in the category of 'Actions for annulment'.

#### IV. New cases – Subject matter (2020-2024) <sup>1</sup>

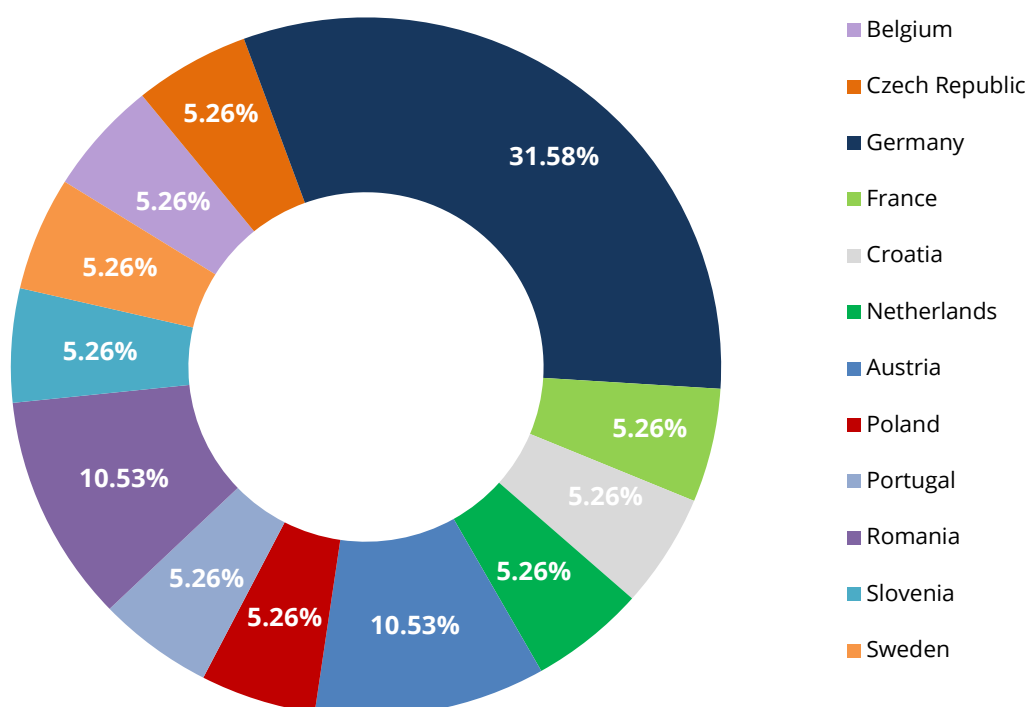
Subject matter	2020	2021	2022	2023	2024
Access to documents	8	32	15	22	29
Accession of new States	0	0	0	1	0
Agriculture	14	13	20	14	18
Approximation of laws	0	0	0	0	1
Arbitration clause	15	4	16	6	8
Area of freedom, security and justice	0	3	1	1	2
Citizenship of the Union	1	1	0	0	0
Commercial policy	27	15	12	12	7
Common fisheries policy	0	1	4	1	2
Common foreign and security policy	0	0	0	0	1
Company law	1	0	0	0	0
Competition	27	34	8	13	10
Consumer protection	3	4	0	0	1
Customs union and Common Customs Tariff	0	3	1	0	0
Economic and monetary policy	36	34	49	56	33
Economic, social and territorial cohesion	0	2	4	1	0
Employment	0	1	0	0	0
Energy	8	9	5	8	3
Environment	8	11	15	9	11
External action by the European Union	3	2	0	0	0
Financial provisions (budget, financial framework, own resources, combating fraud)	4	8	3	6	2
Free movement of capital	0	1	0	0	0
Free movement of goods	0	1	1	0	2
Freedom of movement for persons	0	0	1	1	0
Freedom to provide services	1	1	1	1	0
Intellectual property	282	308	270	310	268
Law governing the institutions	65	73	77	469	59
Public health	8	25	21	24	11
Public procurement	13	19	17	12	21
Registration, evaluation, authorisation and restriction of chemicals (REACH Regulation)	7	2	3	5	0
Regulation of digital markets and services	0	0	0	6	8
Research and technological development and space	6	0	4	2	3
Restrictive measures (external action)	25	42	103	63	63
Social policy	0	8	6	1	2
State aid	42	46	68	10	23
Taxation	0	0	1	9	14
Trans-European networks	1	0	0	1	0
Transport	6	1	0	2	6
<b>Total EC Treaty/TFEU</b>	<b>611</b>	<b>704</b>	<b>726</b>	<b>1 066</b>	<b>608</b>
Staff Regulations	120	81	66	82	78
Special forms of procedure	116	97	112	123	100
<b>OVERALL TOTAL</b>	<b>847</b>	<b>882</b>	<b>904</b>	<b>1 271</b>	<b>786</b>

1| With respect to 2023, the series of 404 essentially identical cases, T-620/23 to T-1023/23, has had an impact on the number of new cases in the field of 'Law governing the institutions'.

## V. New references for a preliminary ruling – Subject matter (2024)

Subject matter	2024
Free movement of goods – Customs Code	1
Free movement of goods – Tariff classification	1
Taxation– Excise duties	6
Taxation – Value added tax	8
Transport – Compensation and assistance to passengers	3
<b>Total EC Treaty/TFEU</b>	<b>19</b>

## VI. New references for a preliminary ruling – By Member State (2024)



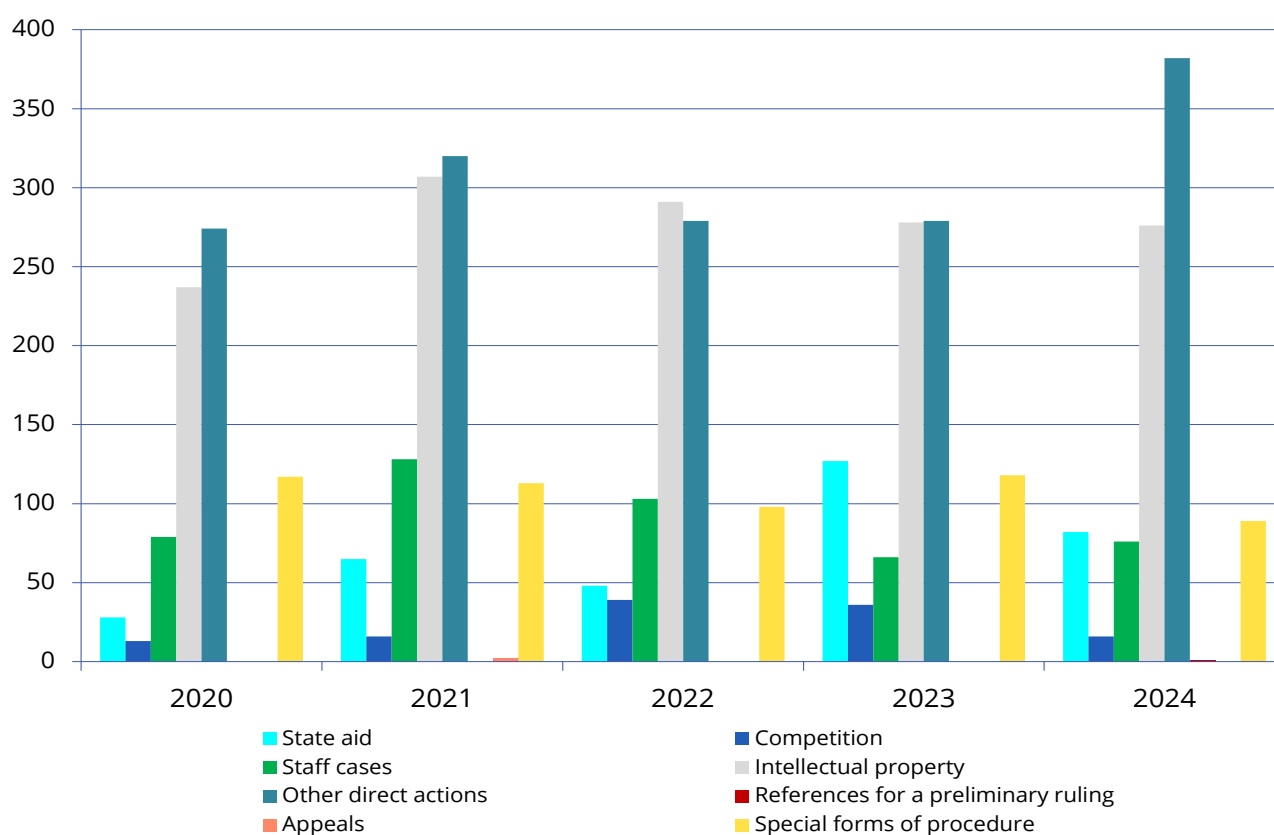
	2024
Belgium	1
Czech Republic	1
Germany	6
France	1
Croatia	1
Netherlands	1
Austria	2
Poland	1
Portugal	1
Romania	2
Slovenia	1
Sweden	1
<b>Total</b>	<b>19</b>



**VII. New references for a preliminary ruling –  
By Member State and court or tribunal (2024)**

Member State	Court or tribunal		Total
Belgium	Other courts or tribunals	1	1
Czech Republic	Nejvyšší správní soud	1	1
Germany	Bundesfinanzhof	1	6
	Other courts or tribunals	5	
France	Conseil d'État	1	1
Croatia	Other courts or tribunals	1	1
Netherlands	Other courts or tribunals	1	1
Austria	Verwaltungsgerichtshof	2	2
Poland	Naczelny Sąd Administracyjny	1	1
Portugal	Other courts or tribunals	1	1
Romania	Înalta Curte de Casație și Justiție	1	2
	Curtea de Apel	1	
Slovenia	Other courts or tribunals	1	1
Sweden	Högsta förvaltningsdomstolen	1	1
<b>Total</b>			<b>19</b>

## VIII. Completed cases – Nature or subject area of proceedings (2020-2024)



Nature or subject area of proceedings	2020	2021	2022	2023	2024
State aid	28	65	48	127	82
Competition	13	16	39	36	16
Staff cases	79	128	103	66	76
Intellectual property	237	307	291	278	276
Other direct actions	274	320	279	279	382
References for a preliminary ruling	0	0	0	0	1
Appeals	0	2	0	0	0
Special forms of procedure	117	113	98	118	89
<b>Total</b>	<b>748</b>	<b>951</b>	<b>858</b>	<b>904</b>	<b>922</b>

## IX. Completed cases – Subject matter (2024)

Subject matter	Judgments	Orders	Total
Access to documents	16	7	23
Agriculture	11	7	18
Arbitration clause	4	3	7
Commercial policy	15	3	18
Competition	14	2	16
Consumer protection	4	0	4
Economic and monetary policy	53	51	104
Economic, social and territorial cohesion	0	5	5
Energy	8	0	8
Environment	7	2	9
External action by the European Union	0	2	2
Financial provisions (budget, financial framework, own resources, combating fraud)	2	1	3
Free movement of goods	1	0	1
Freedom to provide services	1	0	1
Intellectual property	220	56	276
Law governing the institutions	14	35	49
Public health	5	14	19
Public procurement	9	2	11
Registration, evaluation, authorisation and restriction of chemicals (REACH Regulation)	2	1	3
Regulation of digital markets and services	1	0	1
Research and technological development and space	1	1	2
Restrictive measures (external action)	63	25	88
Social policy	0	3	3
State aid	68	14	82
Trans-European networks	0	1	1
Transport	0	2	2
<b>Total EC Treaty/TFEU</b>	<b>519</b>	<b>237</b>	<b>756</b>
Staff Regulations	52	25	77
Special forms of procedure	1	88	89
<b>OVERALL TOTAL</b>	<b>572</b>	<b>350</b>	<b>922</b>

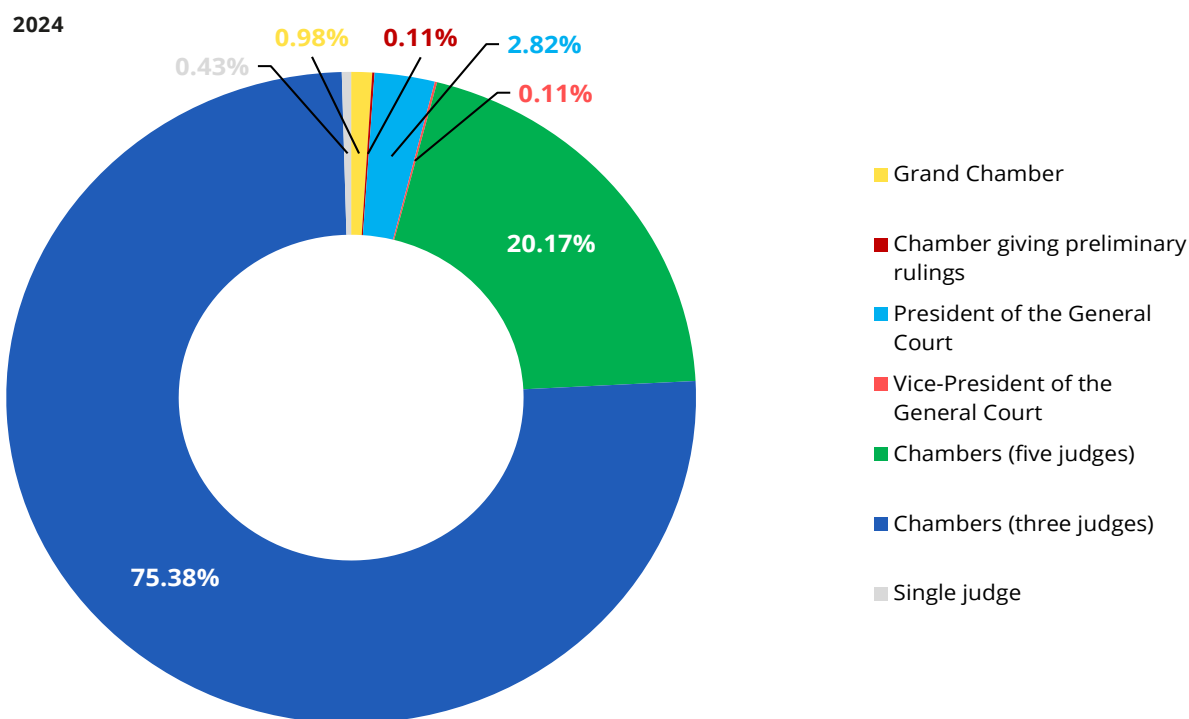
## X. Completed references for a preliminary ruling – Subject matter (2024)

	Judgments	Orders	Total
Transport – Compensation and assistance to passengers	0	1	1
<b>Total EC Treaty/TFEU</b>	<b>0</b>	<b>1</b>	<b>1</b>

## XI. Completed cases – Subject matter (2020-2024) (Judgments and orders)

Subject matter	2020	2021	2022	2023	2024
Access to documents	14	12	29	17	23
Agriculture	15	11	13	14	18
Approximation of laws	3	1	0	0	0
Arbitration clause	6	17	7	22	7
Area of freedom, security and justice	2	1	2	1	0
Citizenship of the Union	0	1	1	0	0
Commercial policy	5	15	42	16	18
Common fisheries policy	2	0	1	0	0
Common foreign and security policy	1	0	0	0	0
Company law	0	1	0	0	0
Competition	13	16	39	36	16
Consumer protection	2	1	0	1	4
Customs union and Common Customs Tariff	2	0	3	1	0
Economic and monetary policy	18	11	24	22	104
Economic, social and territorial cohesion	1	1	3	0	5
Education, vocational training, youth and sport	1	1	0	0	0
Employment	0	1	0	0	0
Energy	5	4	5	4	8
Environment	6	9	9	11	9
External action by the European Union	2	5	1	0	2
Financial provisions (budget, financial framework, own resources, combating fraud)	9	5	7	2	3
Free movement of capital	0	1	0	0	0
Free movement of goods	0	0	0	1	1
Freedom of movement for persons	1	0	1	1	0
Freedom to provide services	0	0	3	0	1
Intellectual property	237	307	291	279	276
Law governing the institutions	127	105	46	44	49
Public health	6	19	21	11	19
Public procurement	7	15	20	15	11
Registration, evaluation, authorisation and restriction of chemicals (REACH Regulation)	4	9	2	6	3
Regulation of digital markets and services	0	0	0	0	1
Research and technological development and space	2	5	1	4	2
Restrictive measures (external action)	32	56	32	69	88
Social policy	1	6	4	4	3
State aid	28	65	48	127	82
Taxation	0	0	0	9	0
Trans-European networks	0	1	0	1	1
Transport	0	6	2	1	2
<b>Total EC Treaty/TFEU</b>	<b>552</b>	<b>708</b>	<b>657</b>	<b>719</b>	<b>756</b>
Staff Regulations	79	130	103	67	77
Special forms of procedure	117	113	98	118	89
<b>OVERALL TOTAL</b>	<b>748</b>	<b>951</b>	<b>858</b>	<b>904</b>	<b>922</b>

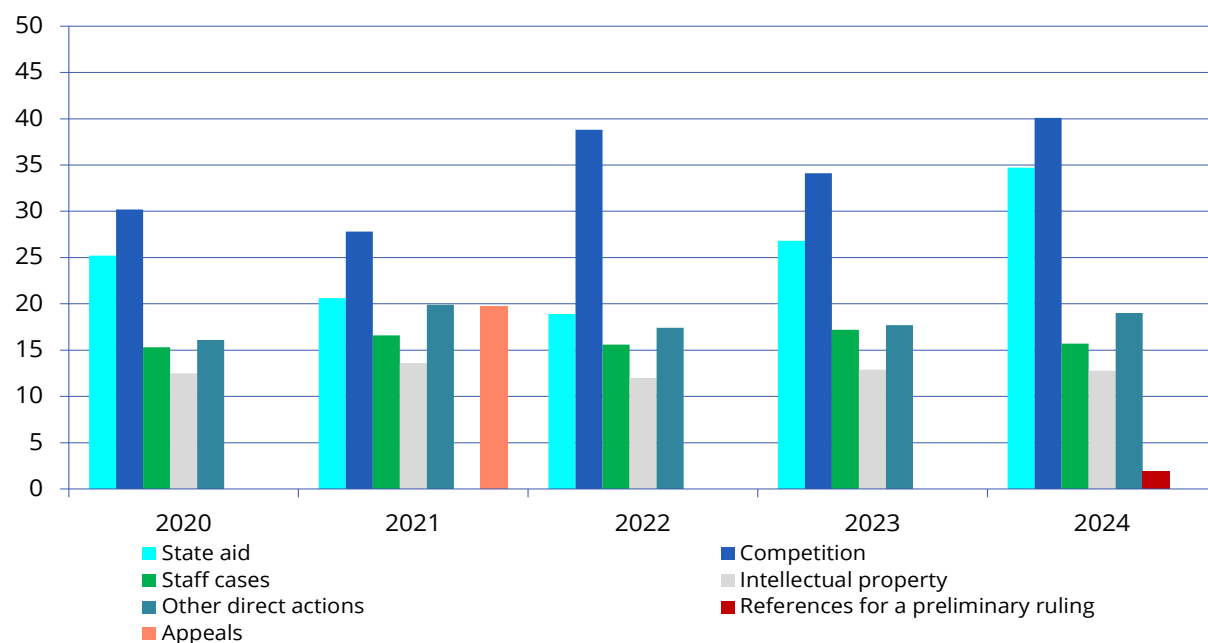
## XII. Completed cases – Bench hearing action (2020-2024)



Bench hearing action	2020		2021		2022		2023		2024	
	Judgments	Orders	Judgments	Orders	Judgments	Orders	Judgments	Orders	Judgments	Orders
Grand Chamber	0	0	0	0	1	0	1	1	1	5
Chamber giving preliminary rulings	0	0	0	0	0	0	0	0	0	1
President of the General Court	0	73	73	64	0	55	55	53	53	26
Vice-President of the General Court	0	0	0	0	0	0	0	0	0	1
Chambers (five judges)	104	7	111	14	87	92	100	113	123	23
Chambers (three judges)	309	254	563	308	797	394	700	311	718	293
Single judge	1	0	1	0	3	2	2	1	9	2
<b>Total</b>	<b>414</b>	<b>334</b>	<b>748</b>	<b>386</b>	<b>951</b>	<b>489</b>	<b>858</b>	<b>375</b>	<b>904</b>	<b>350</b>

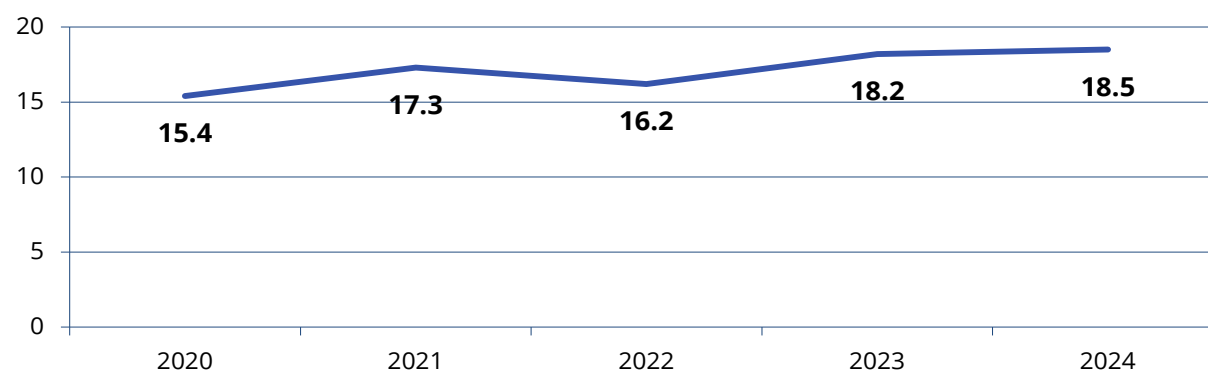


### XIII. Completed cases – Duration of proceedings in months (2020-2024) <sup>1</sup> (Judgments and orders)



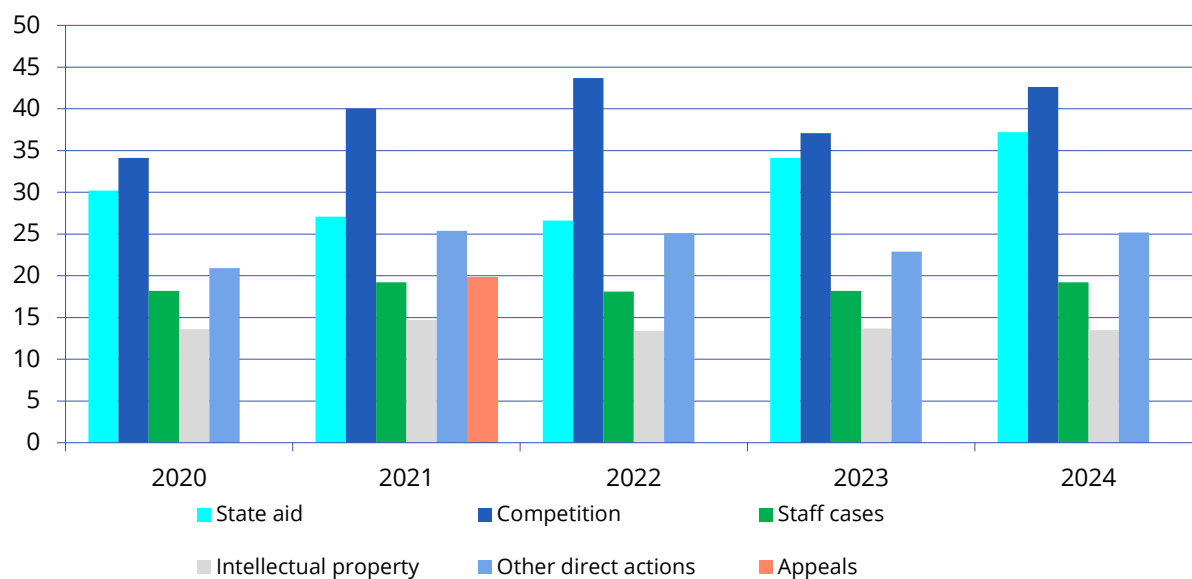
Completed cases	2020	2021	2022	2023	2024
State aid	25.2	20.6	18.9	26.8	34.7
Competition	30.2	27.8	38.8	34.1	40.1
Staff cases	15.3	16.6	15.6	17.2	15.7
Intellectual property	12.5	13.6	12.0	12.9	12.8
Other direct actions	16.1	19.9	17.4	17.7	19
References for a preliminary ruling	0	0	0	0	1.9
Appeals	0	19.7	0	0	0
<b>All cases</b>	<b>15.4</b>	<b>17.3</b>	<b>16.2</b>	<b>18.2</b>	<b>18.5</b>

#### Duration of proceedings (in months) All cases disposed of by way of judgment or order



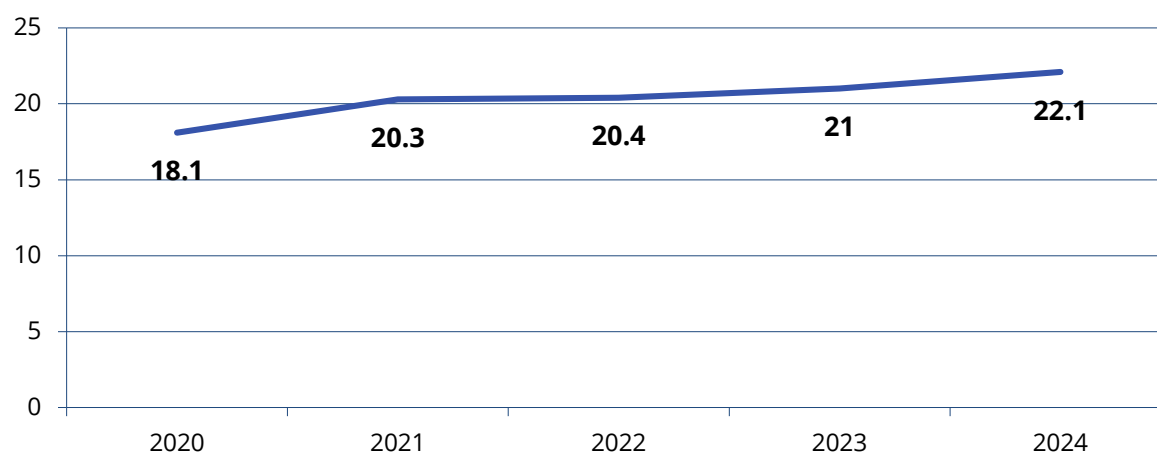
<sup>1</sup> The duration of proceedings is expressed in months and tenths of months. The calculation of the average duration of proceedings does not take account of: cases ruled upon by interlocutory judgment; special forms of procedure; appeals concerning interim measures or interventions; staff cases transferred to the General Court on 1 September 2016.

#### XIV. Duration of proceedings in months (2020-2024) <sup>1</sup> (Judgments)



Completed cases	2020	2021	2022	2023	2024
State aid	30.2	27.1	26.6	34.1	37.2
Competition	34.1	40	43.7	37.1	42.6
Staff cases	18.2	19.2	18.1	18.2	19.2
Intellectual property	13.6	14.7	13.4	13.7	13.5
Other direct actions	20.9	25.4	25.1	22.9	25.2
Appeals	0	19.8	0	0	0
<b>All cases</b>	<b>18.1</b>	<b>20.3</b>	<b>20.4</b>	<b>21</b>	<b>22.1</b>

#### Duration of proceedings (in months) All cases disposed of by way of judgment



<sup>1</sup> The duration of proceedings is expressed in months and tenths of months. The calculation of the average duration of proceedings does not take account of: cases ruled upon by interlocutory judgment; special forms of procedure; appeals concerning interim measures or interventions; staff cases transferred to the General Court on 1 September 2016.

## XV. Cases pending as at 31 December – Nature or subject area of proceedings (2020-2024) <sup>1</sup>



Nature or subject area of proceedings	2020	2021	2022	2023	2024
State aid	292	273	293	176	117
Competition	78	96	65	42	36
Staff cases	180	133	96	105	105
Intellectual property	319	320	299	330	322
Other direct actions	587	583	684	1 146	1 054
References for a preliminary ruling	-	-	-	-	18
Appeals	2	0	0	0	0
Special forms of procedure	39	23	37	42	53
<b>Total</b>	<b>1 497</b>	<b>1 428</b>	<b>1 474</b>	<b>1 841</b>	<b>1 705</b>

<sup>1</sup> With respect to 2023 and 2024, the series of 404 essentially identical cases, T-620/23 to T-1023/23, has had an impact on the number of cases pending in the category of 'Other direct actions'.

## XVI. Cases pending as at 31 December – Subject matter (2020-2024) <sup>1</sup>

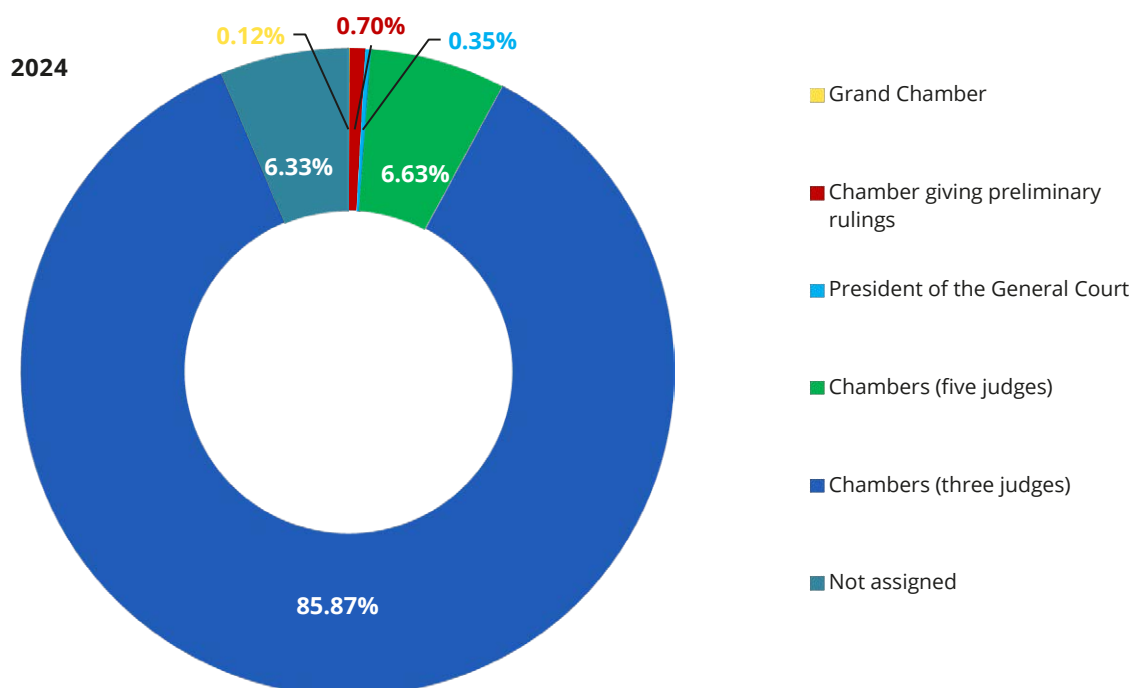
Subject matter	2020	2021	2022	2023	2024
Access to documents	24	44	30	35	41
Accession of new States	0	0	0	1	1
Agriculture	21	23	30	30	30
Approximation of laws	1	0	0	0	1
Arbitration clause	31	18	27	11	12
Area of freedom, security and justice	0	2	1	1	3
Citizenship of the Union	1	1	0	0	0
Commercial policy	63	63	33	29	18
Common fisheries policy	0	1	4	5	7
Common foreign and security policy	0	0	0	0	1
Company law	1	0	0	0	0
Competition	78	96	65	42	36
Consumer protection	2	5	5	4	1
Customs union and Common Customs Tariff	0	3	1	0	0
Economic and monetary policy	156	179	204	238	167
Economic, social and territorial cohesion	2	3	4	5	0
Education, vocational training, youth and sport	1	0	0	0	0
Energy	12	17	17	21	16
Environment	14	16	22	20	22
External action by the European Union	6	3	2	2	0
Financial provisions (budget, financial framework, own resources, combating fraud)	5	8	4	8	7
Free movement of goods	0	1	2	1	2
Freedom to provide services	1	2	0	1	0
Intellectual property	319	320	299	330	322
Law governing the institutions	118	86	117	542	552
Public health	13	19	19	32	24
Public procurement	21	25	22	19	29
Registration, evaluation, authorisation and restriction of chemicals (REACH Regulation)	13	6	7	6	3
Regulation of digital markets and services	0	0	0	6	13
Research and technological development and space	7	2	5	3	4
Restrictive measures (external action)	65	51	122	116	91
Social policy	0	2	4	1	0
State aid	292	273	293	176	117
Taxation	0	0	1	1	15
Trans-European networks	2	1	1	1	0
Transport	7	2	0	1	5
<b>Total EC Treaty/TFEU</b>	<b>1 276</b>	<b>1 272</b>	<b>1 341</b>	<b>1 688</b>	<b>1 540</b>
Staff Regulations	182	133	96	111	112
Special forms of procedure	39	23	37	42	53
<b>OVERALL TOTAL</b>	<b>1 497</b>	<b>1 428</b>	<b>1 474</b>	<b>1 841</b>	<b>1 705</b>

<sup>1</sup> | With respect to 2023 and 2024, the series of 404 essentially identical cases, T-620/23 to T-1023/23, has had an impact on the number of cases pending in the field of 'Law governing the institutions'.

## XVII. References for a preliminary ruling pending as at 31 December – Subject matter (2024)

Subject matter	2024
Free movement of goods – Customs Code	1
Free movement of goods – Tariff classification	1
Taxation – Excise duties	6
Taxation – Value added tax	8
Transport – Compensation and assistance to passengers	2
<b>Total EC Treaty/TFEU</b>	<b>18</b>

## XVIII. Cases pending as at 31 December – Bench hearing action (2020-2024) <sup>1</sup>

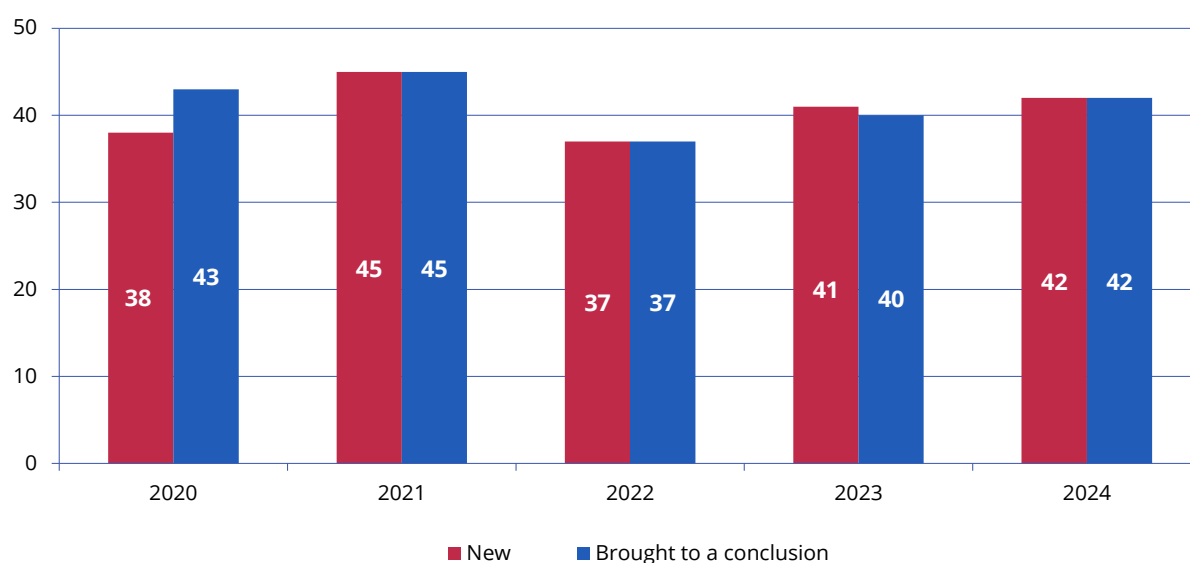


Bench hearing action	2020	2021	2022	2023	2024
Grand Chamber	0	0	1	6	2
Chamber giving preliminary rulings	0	0	0	0	12
President of the General Court	4	1	0	2	6
Chambers (five judges)	112	106	206	219	113
Chambers (three judges)	1 271	1 261	1 161	1 519	1 464
Single judge	0	0	7	3	0
Not assigned	110	60	99	92	108
<b>Total</b>	<b>1 497</b>	<b>1 428</b>	<b>1 474</b>	<b>1 841</b>	<b>1 705</b>

<sup>1</sup> | With respect to 2023 and 2024, the series of 404 essentially identical cases, T-620/23 to T-1023/23, has had an impact on the number of cases pending before chambers of three judges



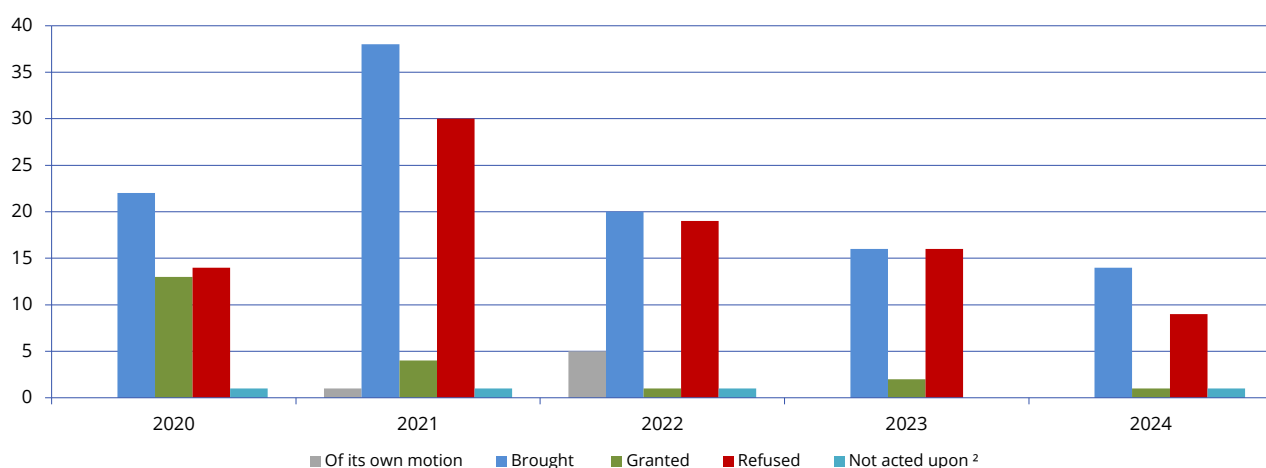
## XIX. Miscellaneous – Proceedings for interim measures (2020-2024)



### 2024

Proceedings for interim measures	New applications for interim measures	Applications for interim measures brought to a conclusion	Outcome: Granted	Outcome: Removed from the register/no need to adjudicate	Outcome: Dismissed
Access to documents	2	1	0	0	1
Arbitration clause	2	1	0	0	1
Area of freedom, security and justice	1	0	0	0	0
Commercial policy	1	1	0	0	1
Competition	4	5	2	0	3
Economic and monetary policy	2	2	0	0	2
Law governing the institutions	4	4	0	2	2
Public health	3	6	0	1	5
Public procurement	10	8	0	0	8
Registration, evaluation, authorisation and restriction of chemicals (REACH Regulation)	0	1	0	0	1
Regulation of digital markets and services	3	3	0	0	3
Research and technological development and space	1	1	0	0	1
Restrictive measures (external action)	4	5	1	0	4
Staff Regulations	2	2	0	1	1
State aid	3	2	0	1	1
<b>Total</b>	<b>42</b>	<b>42</b>	<b>3</b>	<b>5</b>	<b>34</b>

## XX. Miscellaneous – Expedited procedures (2020-2024) <sup>1</sup>



Expedited procedures	2020					2021					2022					2023					2024				
	Of its own motion in 2020	Brought in 2020	Outcome in 2020 / Granted	Outcome in 2020 / Refused	Outcome in 2020 / Not acted upon <sup>2</sup>	Of its own motion in 2021	Brought in 2021	Outcomes in 2021 / Granted	Outcome in 2021 / Refused	Outcome in 2021 / Not acted upon <sup>2</sup>	Of its own motion in 2022	Brought in 2022	Outcome in 2022 / Granted	Outcome in 2022 / Refused	Outcome in 2022 / Not acted upon <sup>2</sup>	Of its own motion in 2023	Brought in 2023	Outcome in 2023 / Granted	Outcome in 2023 / Refused	Outcome in 2023 / Not acted upon <sup>2</sup>	Of its own motion in 2024	Brought in 2024	Outcome in 2024 / Granted	Outcome in 2024 / Refused	Outcome in 2024 / Not acted upon <sup>2</sup>
Access to documents	0	0	0	0	0	0	2	0	2	0	0	0	0	0	0	0	0	0	0	0	0	1	0	1	0
Arbitration clause	0	0	0	0	0	0	0	0	0	0	0	0	0	0	0	0	1	0	1	0	0	0	0	0	0
Area of freedom, security and justice	0	0	0	0	0	0	0	0	0	0	0	1	0	1	0	0	0	0	0	0	0	1	0	0	0
Commercial policy	0	0	0	0	0	0	3	0	3	0	0	0	0	0	0	0	0	0	0	0	0	0	0	0	0
Competition	0	0	1	0	0	0	6	2	4	0	0	0	0	0	0	0	2	0	2	0	0	1	1	0	0
Customs union and Common Customs Tariff	0	0	0	0	0	0	1	0	1	0	0	0	0	0	0	0	0	0	0	0	0	0	0	0	0
Economic and monetary policy	0	0	0	0	0	0	1	0	0	0	0	1	0	1	1	0	2	0	2	0	0	0	0	0	0
Economic, social and territorial cohesion	0	0	0	0	0	0	0	0	0	0	4	0	0	0	0	0	0	0	0	0	0	0	0	0	0
Environment	0	0	0	0	0	0	0	0	0	0	0	0	0	0	0	0	0	0	0	0	0	4	0	3	0

<sup>1</sup> The General Court may decide to deal with a case before it under an expedited procedure at the request of a main party or, since 1 July 2015, of its own motion.

<sup>2</sup> The category 'Not acted upon' covers the following instances: withdrawal of the application for expedition, discontinuance of the action and cases in which the action is disposed of by way of order before the application for expedition has been ruled upon.

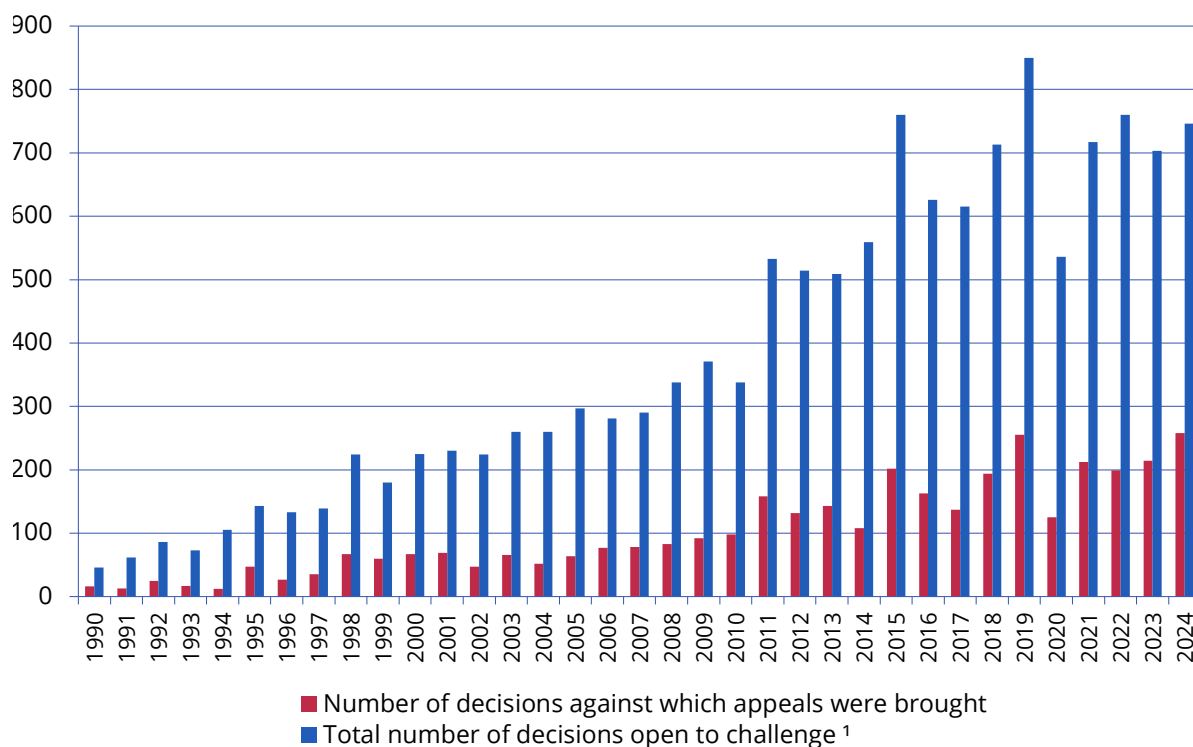
>>>

Expedited procedures	2020					2021					2022					2023					2024					
	Of its own motion in 2020	Brought in 2020	Outcome in 2020 / Granted	Outcome in 2020 / Refused	Outcome in 2020 / Not acted upon <sup>2</sup>	Of its own motion in 2021	Brought in 2021	Outcomes in 2021 / Granted	Outcome in 2021 / Refused	Outcome in 2021 / Not acted upon <sup>2</sup>	Of its own motion in 2022	Brought in 2022	Outcome in 2022 / Granted	Outcome in 2022 / Refused	Outcome in 2022 / Not acted upon <sup>2</sup>	Of its own motion in 2023	Brought in 2023	Outcome in 2023 / Granted	Outcome in 2023 / Refused	Outcome in 2023 / Not acted upon <sup>2</sup>	Of its own motion in 2024	Brought in 2024	Outcome in 2024 / Granted	Outcome in 2024 / Refused	Outcome in 2024 / Not acted upon <sup>2</sup>	
Financial provisions (budget, financial framework, own resources, combating fraud)	0	1	0	2	0	0	0	0	0	0	0	0	0	0	0	0	0	0	0	0	0	0	0	0	0	
Intellectual and industrial property	0	0	0	5	0	0	0	0	0	0	0	0	0	0	0	0	0	0	0	0	0	0	0	0	0	
Law governing the institutions	0	5	1	3	1	0	2	0	1	1	0	1	0	1	0	0	0	0	0	0	0	0	2	0	0	1
Public health	0	2	0	2	0	1	11	2	8	0	0	3	0	3	0	0	3	0	4	0	0	0	0	0	0	
Public procurement	0	0	0	0	0	0	2	0	0	0	0	0	1	1	0	0	1	1	0	0	0	0	0	0	0	
Registration, evaluation, authorisation and restriction of chemicals (REACH Regulation)	0	0	0	0	0	0	0	0	0	0	0	0	0	0	0	0	1	0	0	0	0	0	0	0	1	0
Regulation of digital markets and services	0	0	0	0	0	0	0	0	0	0	0	0	0	0	0	0	1	1	0	0	0	0	1	0	1	0
Restrictive measures (external action)	0	0	0	0	0	0	1	0	1	0	1	13	0	11	0	0	3	0	5	0	0	0	3	0	2	0
Staff Regulations	0	3	1	1	0	0	2	0	3	0	0	1	0	1	0	0	2	0	2	0	0	0	0	0	0	0
State aid	0	11	10	1	0	0	7	0	7	0	0	0	0	0	0	0	0	0	0	0	0	0	0	0	0	0
Transport	0	0	0	0	0	0	0	0	0	0	0	0	0	0	0	0	0	0	0	0	0	0	1	0	1	0
Total	0	22	13	14	1	1	38	4	30	1	5	20	1	19	1	0	16	2	16	0	0	14	1	9	1	1

2| The category 'Not acted upon' covers the following instances: withdrawal of the application for expedition, discontinuance of the action and cases in which the action is disposed of by way of order before the application for expedition has been ruled upon.

## XXI. Miscellaneous –

### Appeals against decisions of the General Court to the Court of Justice (1990-2024)



Year	Number of decisions against which appeals were brought	Total number of decisions open to challenge <sup>1</sup>	Percentage of decisions against which appeals were brought
1990	16	46	35%
1991	13	62	21%
1992	25	86	29%
1993	17	73	23%
1994	12	105	11%
1995	47	143	33%
1996	27	133	20%
1997	35	139	25%
1998	67	224	30%
1999	60	180	33%
2000	67	225	30%
2001	69	230	30%
2002	47	224	21%
2003	66	260	25%
2004	52	260	20%
2005	64	297	22%
2006	77	281	27%
2007	78	290	27%
2008	83	338	25%

>>>

<sup>1</sup> Total number of decisions open to challenge – judgments, orders concerning interim measures or refusing leave to intervene and all orders terminating proceedings other than those removing a case from the register or transferring a case – in respect of which the period for bringing an appeal expired or against which an appeal was brought.

Year	Number of decisions against which appeals were brought	Total number of decisions open to challenge <sup>1</sup>	Percentage of decisions against which appeals were brought
2009	92	371	25%
2010	98	338	29%
2011	158	533	30%
2012	132	514	26%
2013	143	509	28%
2014	108	559	19%
2015	202	760	27%
2016	163	626	26%
2017	137	615	22%
2018	194	713	27%
2019	255	850	30%
2020	125	536	23%
2021	212	717	30%
2022	199	760	26%
2023	214	703	30%
2024	258	746	35%

<sup>1</sup>| Total number of decisions open to challenge – judgments, orders concerning interim measures or refusing leave to intervene and all orders terminating proceedings other than those removing a case from the register or transferring a case – in respect of which the period for bringing an appeal expired or against which an appeal was brought.



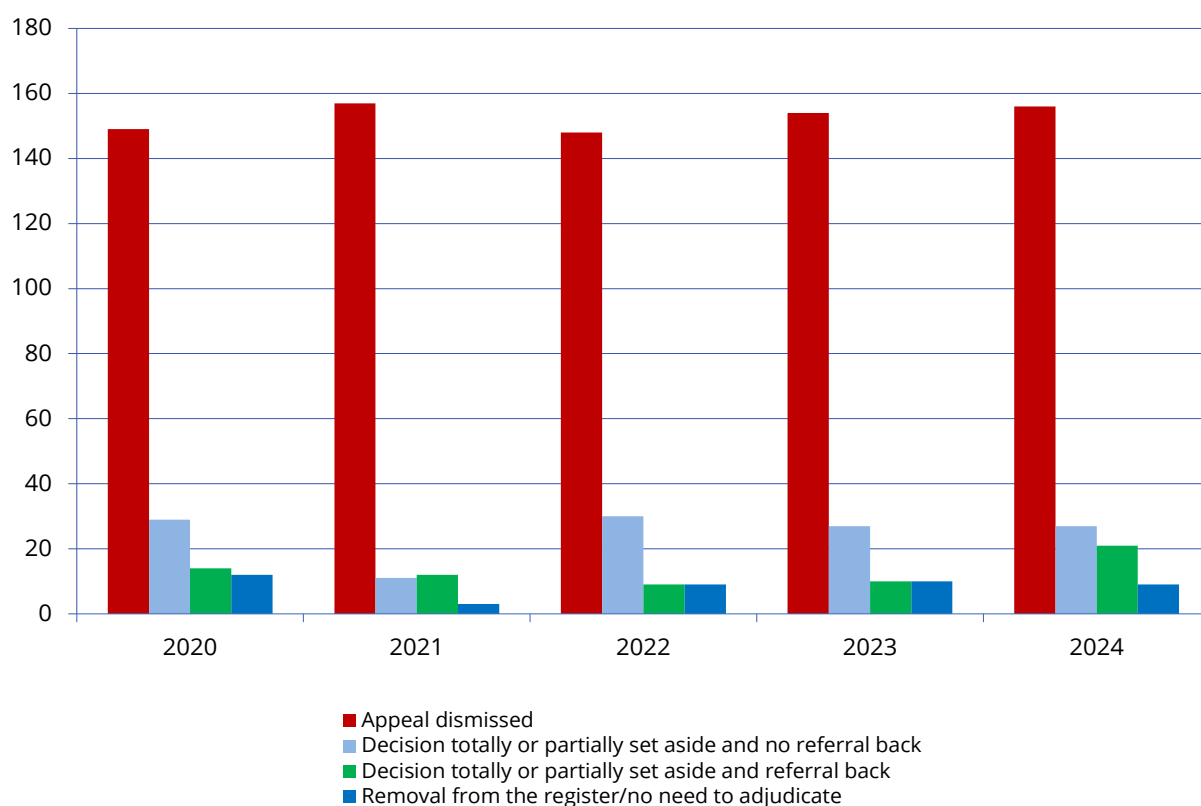
**XXII. Miscellaneous – Distribution of appeals before the Court of Justice according to the nature of the proceedings (2020-2024)**

Distribution of appeals before the Court of Justice according to the nature of the proceedings	Decisions against which appeals were brought in 2020	Decisions open to challenge in 2020	Appeals as a percentage in 2020	Decisions against which appeals were brought in 2021	Decisions open to challenge in 2021	Appeals as a percentage in 2021	Decisions against which appeals were brought in 2022	Decisions open to challenge in 2022	Appeals as a percentage in 2022	Decisions against which appeals were brought in 2023	Decisions open to challenge in 2023	Appeals as a percentage in 2023	Decisions against which appeals were brought in 2024	Decisions open to challenge in 2024	Appeals as a percentage in 2024
State aid	9	25	36%	28	44	64%	16	37	43%	29	59	49%	18	37	49%
Competition	4	18	22%	11	19	58%	21	31	68%	17	37	46%	22	26	85%
Staff cases	19	71	27%	26	94	28%	31	116	27%	17	65	26%	25	68	37%
Intellectual property	40	213	19%	60	279	22%	41	271	15%	51	257	20%	31	230	13%
Other direct actions	52	208	25%	85	279	30%	82	297	28%	100	285	35%	161	384	42%
Appeals	0	0	0%	0	0	0%	1	1	100%	0	0	0%	0	0	0%
Special forms of procedure	1	1	100%	2	2	100%	7	7	100%	0	0	0%	1	1	100%
<b>Total</b>	<b>125</b>	<b>536</b>	<b>23%</b>	<b>212</b>	<b>717</b>	<b>30%</b>	<b>199</b>	<b>760</b>	<b>26%</b>	<b>214</b>	<b>703</b>	<b>30%</b>	<b>258</b>	<b>746</b>	<b>35%</b>

**XXIII. Miscellaneous – Results of appeals before the Court of Justice (2024)**  
**(Judgments and orders)**

<b>Results of appeals before the Court of Justice</b>	<b>Appeal dismissed</b>	<b>Decision totally or partially set aside and no referral back</b>	<b>Decision totally or partially set aside and referral back</b>	<b>Removal from the register/no need to adjudicate</b>	<b>Total</b>
Access to documents	4	1	0	0	5
Agriculture	1	0	1	0	2
Approximation of laws	0	0	1	0	1
Arbitration clause	2	0	0	0	2
Area of freedom, security and justice	2	0	0	0	2
Commercial policy	10	0	0	0	10
Common foreign and security policy	1	0	0	0	1
Competition	17	3	4	1	25
Customs union and Common Customs Tariff	1	0	0	0	1
Economic and monetary policy	9	5	1	1	16
Environment	0	0	0	2	2
External action by the European Union	4	0	2	0	6
Financial provisions (budget, financial framework, own resources, combating fraud)	1	0	0	0	1
Freedom to provide services	1	1	0	0	2
Intellectual property	36	1	1	0	38
Law governing the institutions	18	2	2	2	24
Principles of EU law	1	0	0	0	1
Public health	4	5	0	0	9
Public procurement	1	0	4	0	5
Registration, evaluation, authorisation and restriction of chemicals (REACH Regulation)	4	0	0	0	4
Research and technological development and space	1	0	0	0	1
Staff Regulations	12	4	3	1	20
State aid	26	5	2	2	35
<b>Total</b>	<b>156</b>	<b>27</b>	<b>21</b>	<b>9</b>	<b>213</b>

#### XXIV. Miscellaneous – Results of appeals before the Court of Justice (2020-2024) (Judgments and orders)



Results of appeals before the Court of Justice	2020	2021	2022	2023	2024
Appeal dismissed	149	157	148	154	156
Decision totally or partially set aside and no referral back	29	11	30	27	27
Decision totally or partially set aside and referral back	14	12	9	10	21
Removal from the register/ no need to adjudicate	12	3	9	10	9
<b>Total</b>	<b>204</b>	<b>183</b>	<b>196</b>	<b>201</b>	<b>213</b>

## XXV. Miscellaneous – General trend (1989-2024) – New cases, completed cases, cases pending

Year	New cases <sup>1</sup>	Completed cases <sup>2</sup>	Cases pending on 31 December
1989	169	1	168
1990	59	82	145
1991	95	67	173
1992	123	125	171
1993	596	106	661
1994	409	442	628
1995	253	265	616
1996	229	186	659
1997	644	186	1 117
1998	238	348	1 007
1999	384	659	732
2000	398	343	787
2001	345	340	792
2002	411	331	872
2003	466	339	999
2004	536	361	1 174
2005	469	610	1 033
2006	432	436	1 029
2007	522	397	1 154
2008	629	605	1 178
2009	568	555	1 191
2010	636	527	1 300
2011	722	714	1 308
2012	617	688	1 237
2013	790	702	1 325
2014	912	814	1 423
2015	831	987	1 267
2016	974	755	1 486
2017	917	895	1 508
2018	834	1 009	1 333
2019	939	874	1 398
2020	847	748	1 497
2021	882	951	1 428
2022	904	858	1 474
2023	1 271	904	1 841
2024	786	922	1 705
<b>Total</b>	<b>20 837</b>	<b>19 132</b>	

1| 1989: the Court of Justice referred 153 cases to the newly created Court of First Instance (now the General Court).  
1993: the Court of Justice referred 451 cases as a result of the first extension of the jurisdiction of the Court of First Instance.  
1994: the Court of Justice referred 14 cases as a result of the second extension of the jurisdiction of the Court of First Instance.  
2004-05: the Court of Justice referred 25 cases as a result of the third extension of the jurisdiction of the Court of First Instance.  
2016: on 1 September 2016, 139 staff cases were transferred to the General Court.  
For 2023 and 2024, the series of 404 cases that are essentially identical, T-620/23 to T-1023/23, had an impact on the number of new cases (2023) and pending cases (2023 and 2024).

2| 2005-06: the Court of First Instance referred 118 cases to the newly created Civil Service Tribunal.

## XXVI. Activity of the Registry of the General Court (2020-2024)

Type of act	2020	2021	2022	2023	2024
Number of entries in the register of the Registry <sup>1</sup>	51 399	56 827	60 961	62 019	53 863
Applications initiating proceedings <sup>2</sup>	847	882	904	1 271	767
Rate of regularisation of the applications initiating proceedings <sup>3</sup>	34.59%	41.2%	31.96%	22.9%	38.07%
Requests for a preliminary ruling	-	-	-	-	19
Written pleadings (other than applications)	4 122	4 385	4 888	5 264	4 136
Applications to intervene	318	306	265	350	243
Requests for confidential treatment (of data contained in procedural documents) <sup>4</sup>	224	253	371	744	199
Draft orders prepared by the Registry <sup>5</sup> (manifest inadmissibility before service, stay/resumption, joinder of cases, joinder of a plea of inadmissibility with the substance of the case, uncontested intervention, removal from the register, finding of no need to adjudicate in intellectual property cases, reopening of the oral part of the procedure and rectification)	259	371	344	345	252
Chamber conferences	325	338	352	334	346
Minutes of hearings	244	251	250	297	238

1| This number gives an indication of the volume of the workload of the service. In the context of direct actions, each entry corresponds to a single incoming or outgoing document, with service being effected on only a limited number of parties to a dispute (applicant, defendant and, as the case may be, intervener(s)). In the context of preliminary ruling cases, each entry is counted only once, even if an entry covers letters sent to several dozen addressees, as is the case for service of requests for a preliminary ruling on interested persons. Unlike the practice of the Registry of the Court of Justice the decision was made to continue to count strictly the number of entries in the register, rather than the number of documents.

2| Any written pleadings lodged (including applications) must be entered in the register, placed on the case file, put in order where appropriate, communicated to the judges' chambers with a transmission sheet, which is sometimes detailed, then possibly translated and, lastly, served on the parties.

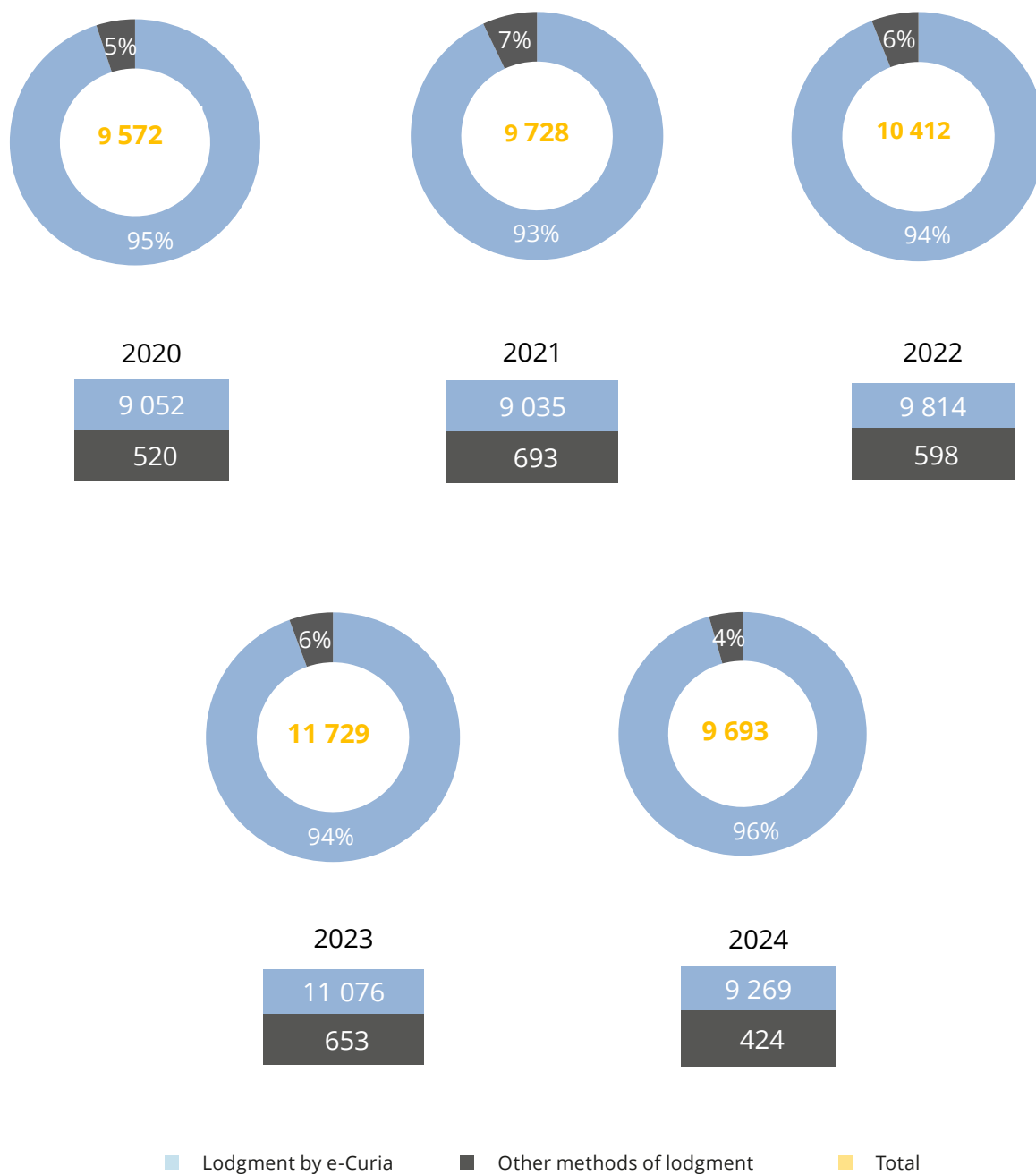
3| Where an application initiating proceedings (or any other written pleading) does not comply with certain requirements, the Registry ensures that it is put in order, as provided in the Rules of Procedure.

4| The number of requests for confidentiality is without prejudice to the amount of data contained in one or more pleadings for which confidential treatment is requested.

5| Since 1 July 2015 and 1 September 2024, the dates on which the successive changes to the Rules of Procedure of the General Court came into force, certain decisions that were previously taken in the form of orders have been taken in the form of a simple decision added to the case file (since 1 July 2015: stay/resumption, joinder of cases, intervention by a Member State or an institution where confidentiality is not raised; since 1 September 2024: joinder of cases where confidentiality is raised, reopening of the oral part, reserving of decisions on preliminary objections and issues).

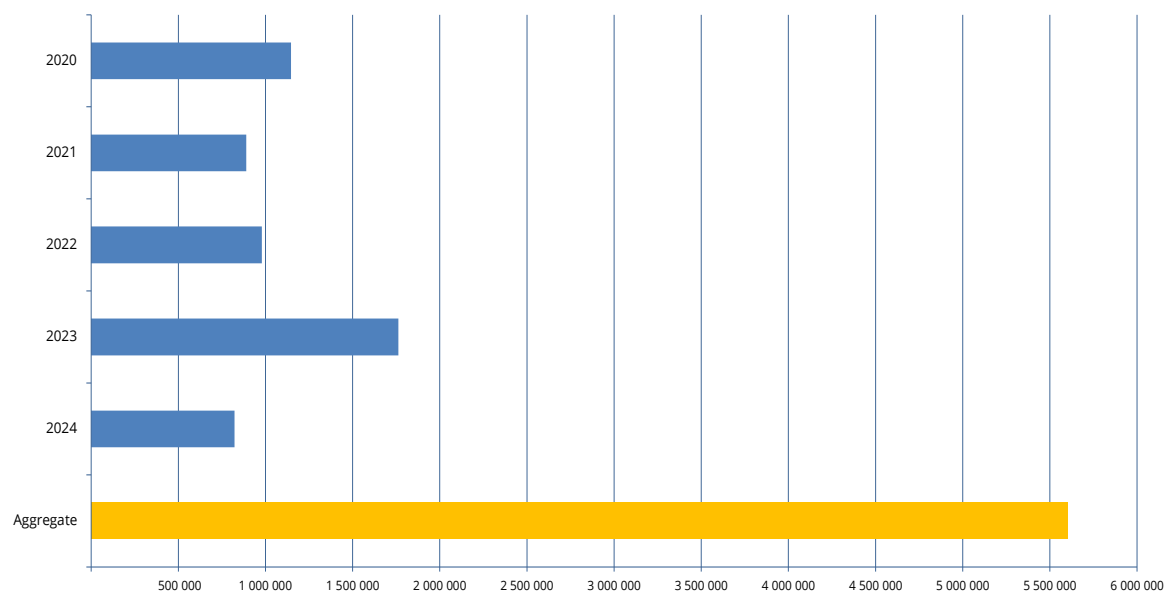


## XXVII. Methods of lodging procedural documents before the General Court <sup>1</sup>



<sup>1</sup> Since 1 December 2018, e-Curia has become the mandatory means of exchanging documents with the representatives of the parties in all direct actions before the General Court (without prejudice to the exceptions under the rules).

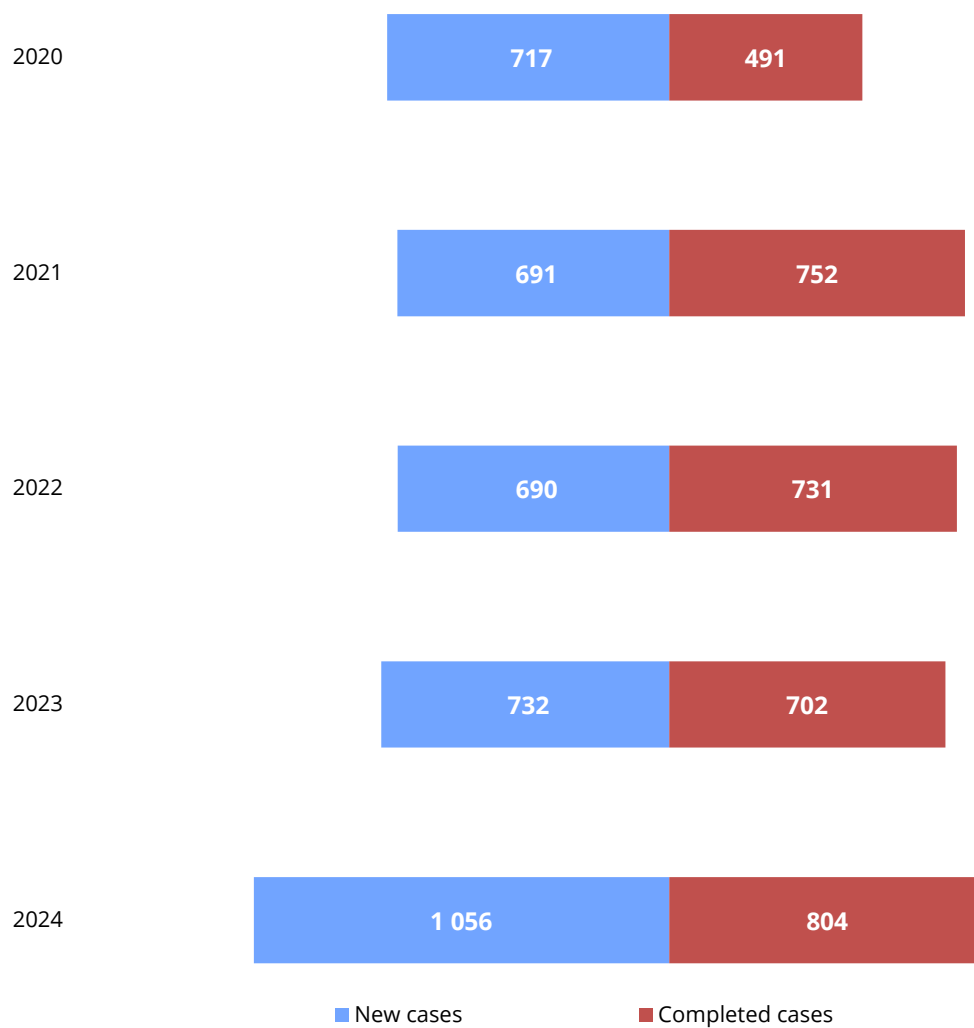
## XXVIII. Pages lodged by e-Curia (2020-2024) <sup>1</sup>



Year	Pages lodged by e-Curia
2020	1 146 664
2021	889 353
2022	979 676
2023	1 762 453
2024	822 290
<b>Aggregate</b>	<b>5 600 436</b>

<sup>1</sup> With respect to 2023, the series of 404 essentially identical cases, T-620/23 to T-1023/23, has had an impact on the number of pages lodged by e-Curia. Accordingly, 682 309 pages in total were lodged in October 2023 alone.

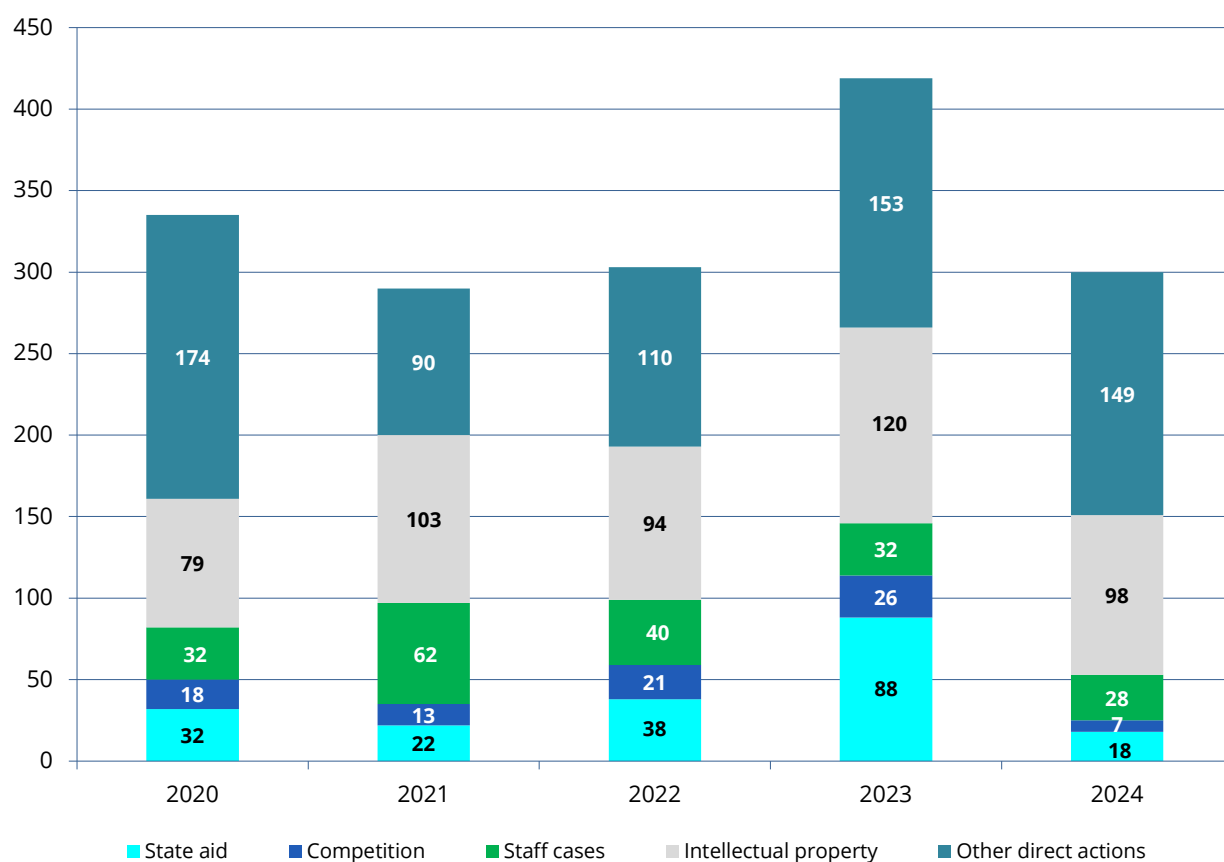
## XXIX. Notices in the Official Journal of the European Union (2020-2024) <sup>1 2</sup>



1| In accordance with the Rules of Procedure (Articles 79 and 122), notices concerning new applications and decisions which close the proceedings must be published in the Official Journal of the European Union.

2| The series of 404 cases that are essentially identical, T-620/23 to T-1023/23, had an impact on the number of notices regarding new cases published in 2024.

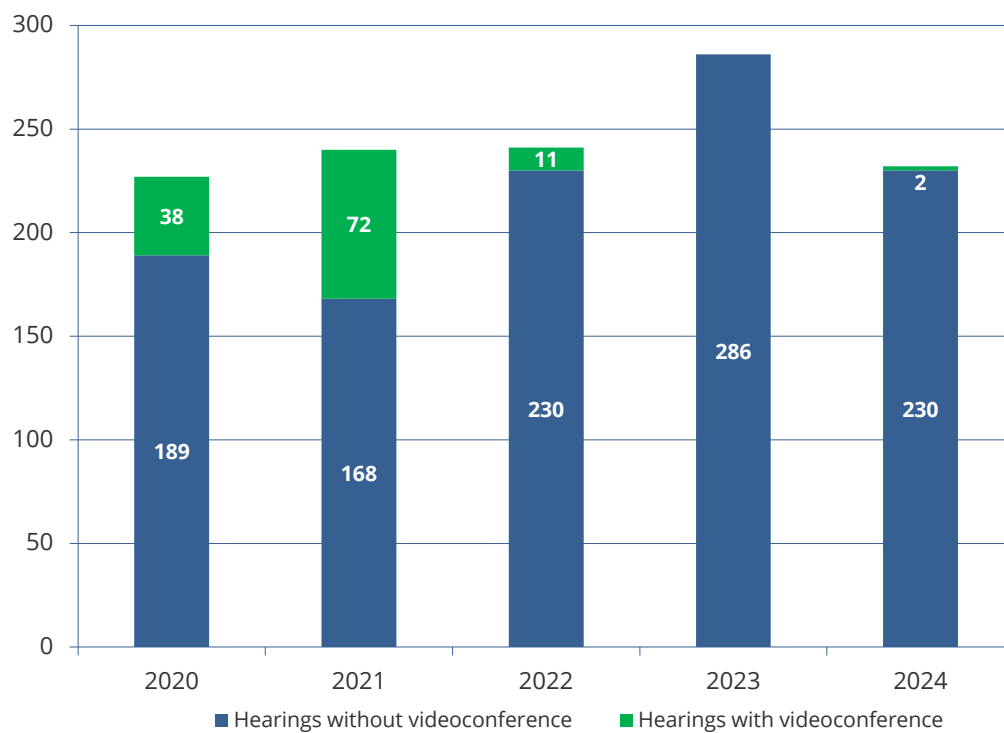
### XXX. Cases pleaded (2020-2024) <sup>1</sup>



Year	Cases pleaded
2020	335
2021	290
2022	303
2023	419
2024	300

1| The number of cases pleaded is calculated irrespective of the joinder of cases and of joint hearings.

### XXXI. Hearings (2020-2024) <sup>1</sup>



Year	Hearings
2020	227
2021	240
2022	241
2023	286
2024	232

<sup>1</sup> | The number of hearings takes account of the joinder of cases and of joint hearings (a hearing in joined cases or a joint hearing = one hearing).



Court of Justice  
L-2925 Luxembourg  
Tel. +352 4303-1

General Court  
L-2925 Luxembourg  
Tel. +352 4303-1

The Court on the internet:  
[curia.europa.eu](https://curia.europa.eu)

Text completed in February 2025 / Figures correct as at 31.12.2024

Layout: Court of Justice of the European Union | Communications Directorate | Publications and Electronic Media Unit, 2025

All photos © European Union unless otherwise stated.

Any use or reproduction of photos or other material of which the European Union is not the copyright holder is prohibited without the authorisation of the copyright holders.

Neither the Court of Justice of the European Union nor any person acting on behalf of the Institution may be held responsible for any use that may be made of the information contained herein.

Reuse is authorised provided the source is acknowledged.

© European Union, 2025



# COURT OF JUSTICE OF THE EUROPEAN UNION

Directorate for Communication  
Publications and Electronic Media Unit

March 2025

