



COURT OF JUSTICE
OF THE EUROPEAN UNION

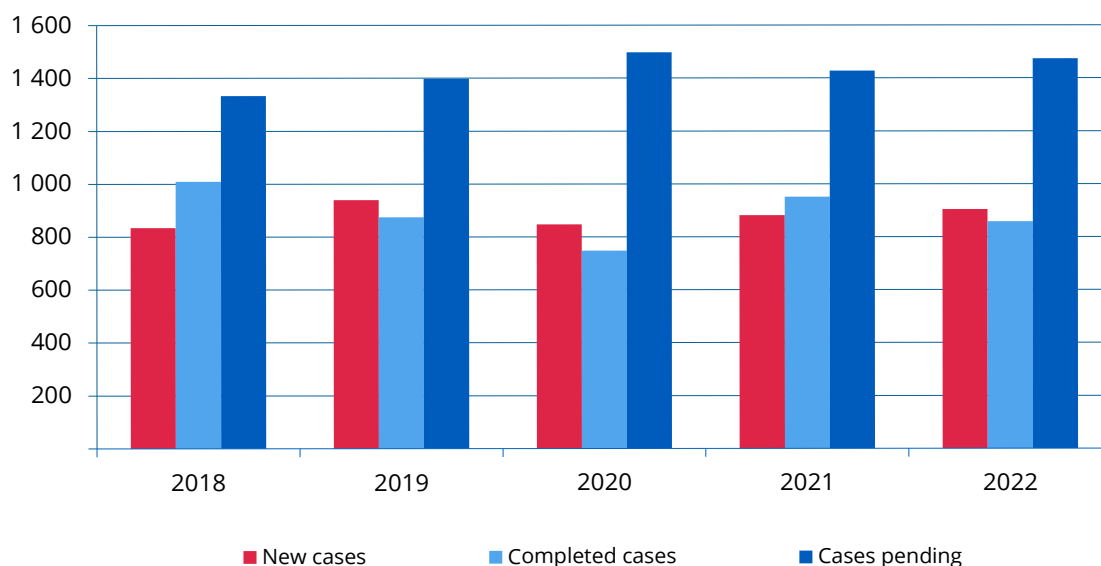
Annual Report 2022

Statistics concerning the judicial activity of the General Court



I. General activity of the General Court –

New cases, completed cases, cases pending (2018-2022) ^{1 2}



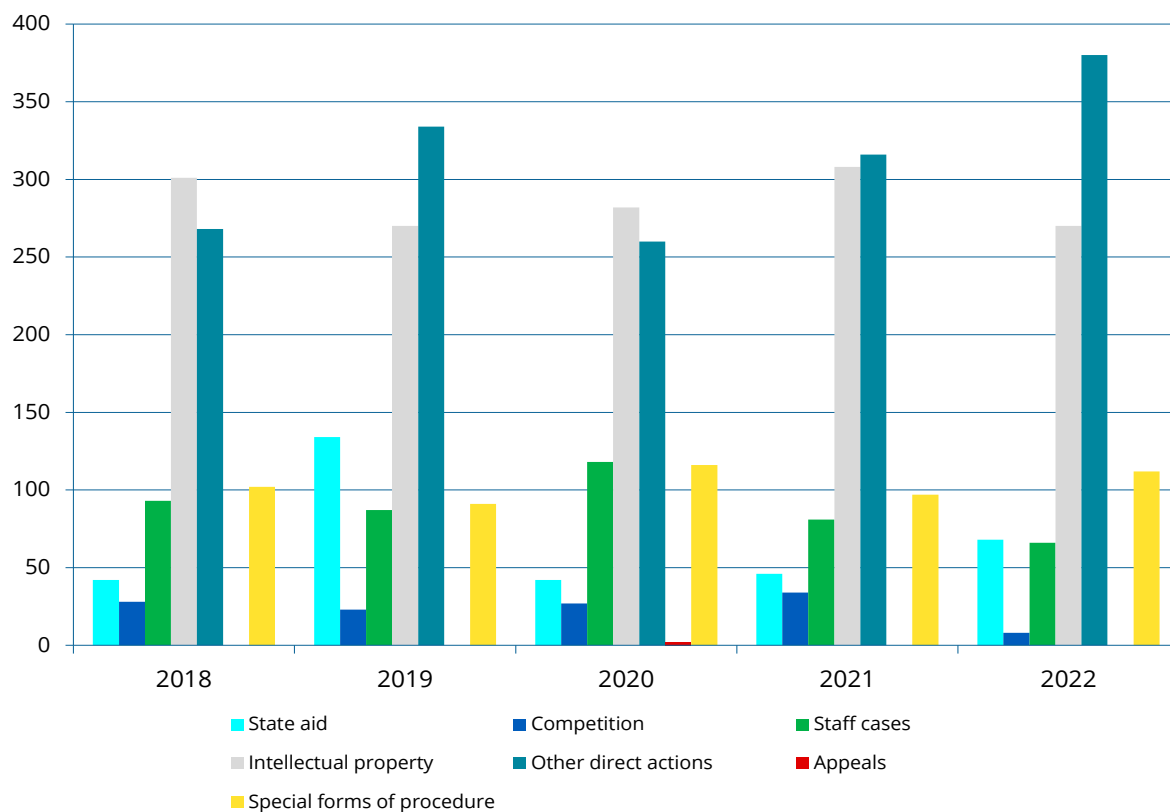
	2018	2019	2020	2021	2022
New cases	834	939	847	882	904
Completed cases	1 009	874	748	951	858
Cases pending	1 333	1 398	1 497	1 428	1 474

1| Unless otherwise indicated, this table and the following tables take account of special forms of procedure.

The following are considered to be 'special forms of procedure': application to set aside a judgment by default (Article 41 of the Statute of the Court of Justice; Article 166 of the Rules of Procedure of the General Court); third-party proceedings (Article 42 of the Statute of the Court of Justice; Article 167 of the Rules of Procedure); interpretation (Article 43 of the Statute of the Court of Justice; Article 168 of the Rules of Procedure); revision (Article 44 of the Statute of the Court of Justice; Article 169 of the Rules of Procedure); legal aid (Article 148 of the Rules of Procedure); rectification (Article 164 of the Rules of Procedure); failure to adjudicate (Article 165 of the Rules of Procedure); and dispute concerning the costs to be recovered (Article 170 of the Rules of Procedure).

2| Unless otherwise indicated, this table and the following tables do not take account of proceedings concerning interim measures.

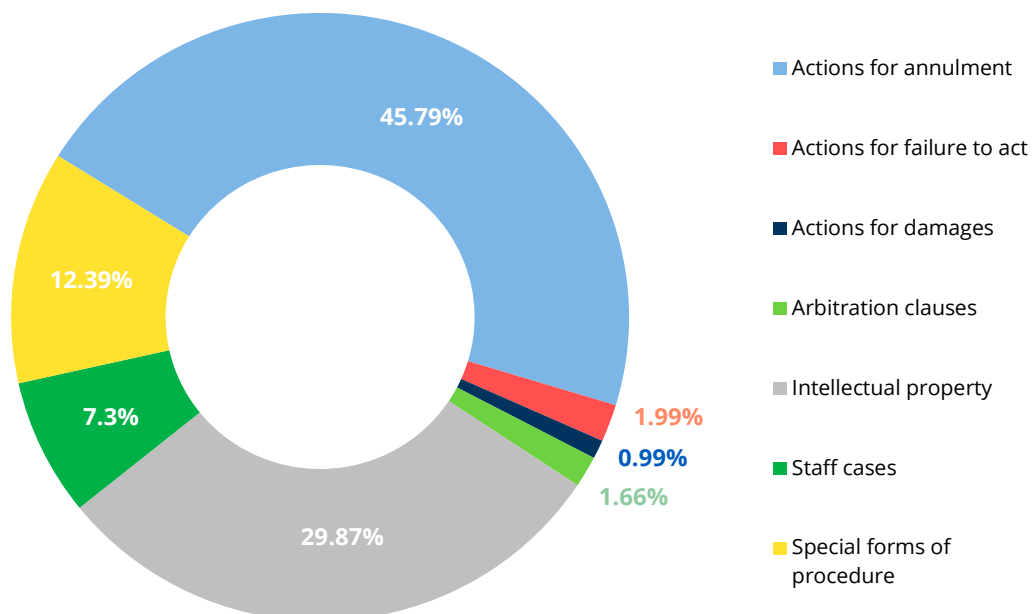
II. New cases – Nature of proceedings (2018-2022)



	2018	2019	2020	2021	2022
State aid	42	134	42	46	68
Competition	28	23	27	34	8
Staff cases	93	87	118	81	66
Intellectual property	301	270	282	308	270
Other direct actions	268	334	260	316	380
Appeals			2		
Special forms of procedure	102	91	116	97	112
Total	834	939	847	882	904

III. New cases – Type of action (2018-2022)

2022

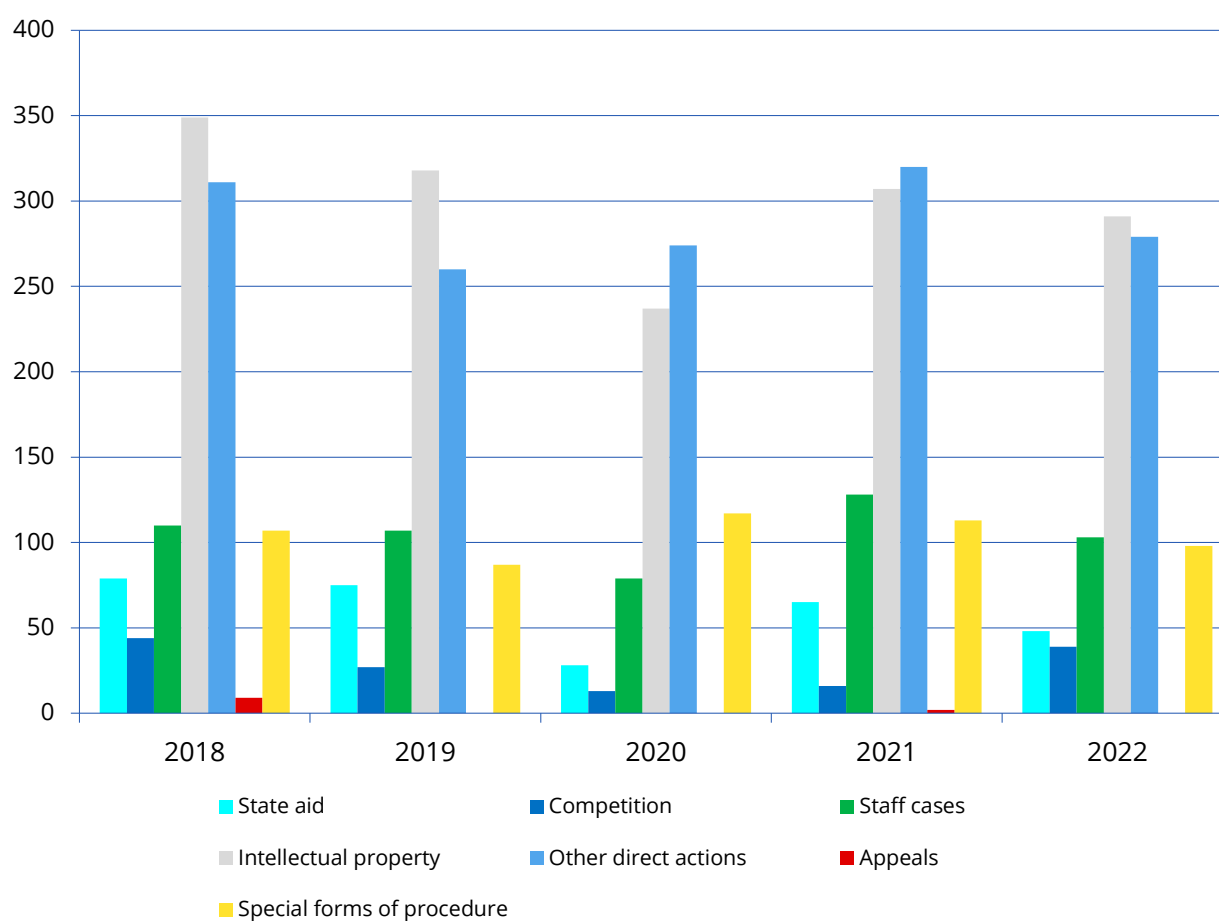


	2018	2019	2020	2021	2022
Actions for annulment	288	445	284	343	414
Actions for failure to act	14	14	15	21	18
Actions for damages	29	24	17	28	9
Arbitration clauses	7	8	13	4	15
Intellectual property	301	270	282	308	270
Staff cases	93	87	118	81	66
Appeals			2		
Special forms of procedure	102	91	116	97	112
Total	834	939	847	882	904

IV. New cases – Subject matter of the action (2018-2022)

	2018	2019	2020	2021	2022
Access to documents	21	17	8	32	15
Agriculture	25	12	14	13	20
Approximation of laws	3	2			
Arbitration clause	7	8	15	4	16
Area of freedom, security and justice	2	1		3	1
Citizenship of the Union		1	1	1	
Commercial policy	15	13	27	15	12
Common fisheries policy	3			1	4
Common foreign and security policy		1			
Company law			1		
Competition	28	23	27	34	8
Consumer protection	1	1	3	4	
Customs union and Common Customs Tariff		2		3	1
Economic and monetary policy	27	24	36	34	49
Economic, social and territorial cohesion		3		2	4
Education, vocational training, youth and sport	1	1			
Employment				1	
Energy	1	8	8	9	3
Environment	7	10	8	11	15
External action by the European Union	2	6	3	2	
Financial provisions (budget, financial framework, own resources, combating fraud)	4	5	4	8	3
Free movement of capital	1			1	
Free movement of goods				1	1
Freedom of establishment	1				
Freedom of movement for persons	1	2			1
Freedom to provide services			1	1	1
Intellectual property	301	270	282	308	270
Law governing the institutions	71	148	65	73	77
Public health	9	5	8	25	21
Public procurement	15	10	13	19	17
Registration, evaluation, authorisation and restriction of chemicals (REACH Regulation)	4	6	7	2	3
Research and technological development and space	1	3	6		4
Restrictive measures (external action)	40	42	25	42	103
Social policy	1	1		8	6
State aid	42	134	42	46	68
Taxation	2				3
Trans-European networks	1	1	1		
Transport	1	1	6	1	
Total EC Treaty/TFEU	638	761	611	704	726
Staff Regulations	94	87	120	81	66
Special forms of procedure	102	91	116	97	112
OVERALL TOTAL	834	939	847	882	904

V. Completed cases – Nature of proceedings (2018-2022)



	2018	2019	2020	2021	2022
State aid	79	75	28	65	48
Competition	44	27	13	16	39
Staff cases	110	107	79	128	103
Intellectual property	349	318	237	307	291
Other direct actions	311	260	274	320	279
Appeals	9			2	
Special forms of procedure	107	87	117	113	98
Total	1 009	874	748	951	858

VI. Completed cases – Subject matter of the action (2022)

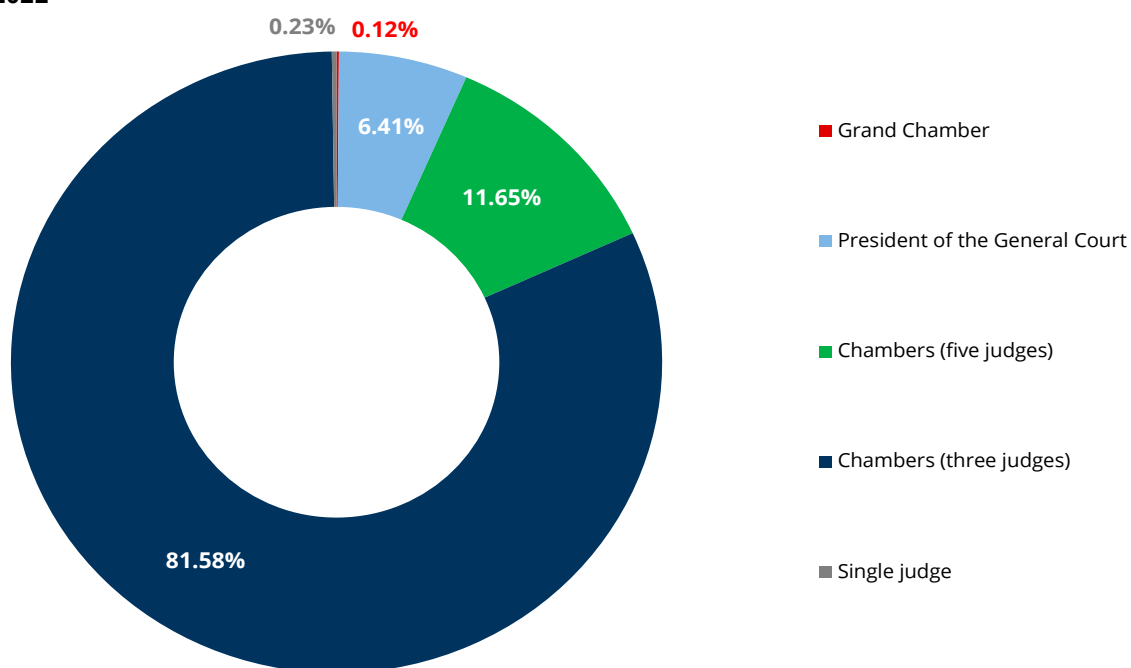
	Judgments	Orders	Total
Access to documents	12	17	29
Agriculture	11	2	13
Arbitration clause	7		7
Area of freedom, security and justice		2	2
Citizenship of the Union		1	1
Commercial policy	20	22	42
Common fisheries policy		1	1
Competition	33	6	39
Customs union and Common Customs Tariff		3	3
Economic and monetary policy	15	9	24
Economic, social and territorial cohesion	1	2	3
Energy	4	1	5
Environment	5	4	9
External action by the European Union		1	1
Financial provisions (budget, financial framework, own resources, combating fraud)	3	4	7
Freedom of movement for persons		1	1
Freedom to provide services		3	3
Intellectual property	208	83	291
Law governing the institutions	18	28	46
Public health	6	15	21
Public procurement	11	9	20
Registration, evaluation, authorisation and restriction of chemicals (REACH Regulation)	2		2
Research and technological development and space	1		1
Restrictive measures (external action)	28	4	32
Social policy	1	3	4
State aid	31	17	48
Transport	1	1	2
Total EC Treaty/TFEU	418	239	657
Staff Regulations	70	33	103
Special forms of procedure	1	97	98
OVERALL TOTAL	489	369	858

VII. Completed cases – Subject matter of the action (2018-2022)
(Judgments and Orders)

	2018	2019	2020	2021	2022
Access to documents	67	17	14	12	29
Agriculture	25	33	15	11	13
Approximation of laws	1	4	3	1	
Arbitration clause	7	13	6	17	7
Area of freedom, security and justice	3		2	1	2
Citizenship of the Union		1		1	1
Commercial policy	10	12	5	15	42
Common fisheries policy	2		2		1
Common foreign and security policy	1		1		
Company law		1		1	
Competition	44	27	13	16	39
Consumer protection	1	1	2	1	
Customs union and Common Customs Tariff	1		2		3
Economic and monetary policy	16	13	18	11	24
Economic, social and territorial cohesion	4	2	1	1	3
Education, vocational training, youth and sport	3		1	1	
Employment				1	
Energy	6	3	5	4	5
Environment	11	6	6	9	9
External action by the European Union	2	3	2	5	1
Financial provisions (budget, financial framework, own resources, combating fraud)	5	4	9	5	7
Free movement of capital		1		1	
Freedom of establishment		1			
Freedom of movement for persons	1	1	1		1
Freedom to provide services					3
Intellectual property	349	318	237	307	291
Law governing the institutions	64	71	127	105	46
Public health	5	7	6	19	21
Public procurement	20	17	7	15	20
Registration, evaluation, authorisation and restriction of chemicals (REACH Regulation)	4	10	4	9	2
Research and technological development and space	7	3	2	5	1
Restrictive measures (external action)	42	30	32	56	32
Social policy	1	1	1	6	4
State aid	79	75	28	65	48
Taxation		2			
Trans-European networks	1	2		1	
Transport	1			6	2
Total EC Treaty/TFEU	783	679	552	708	657
Staff Regulations	119	108	79	130	103
Special forms of procedure	107	87	117	113	98
OVERALL TOTAL	1 009	874	748	951	858

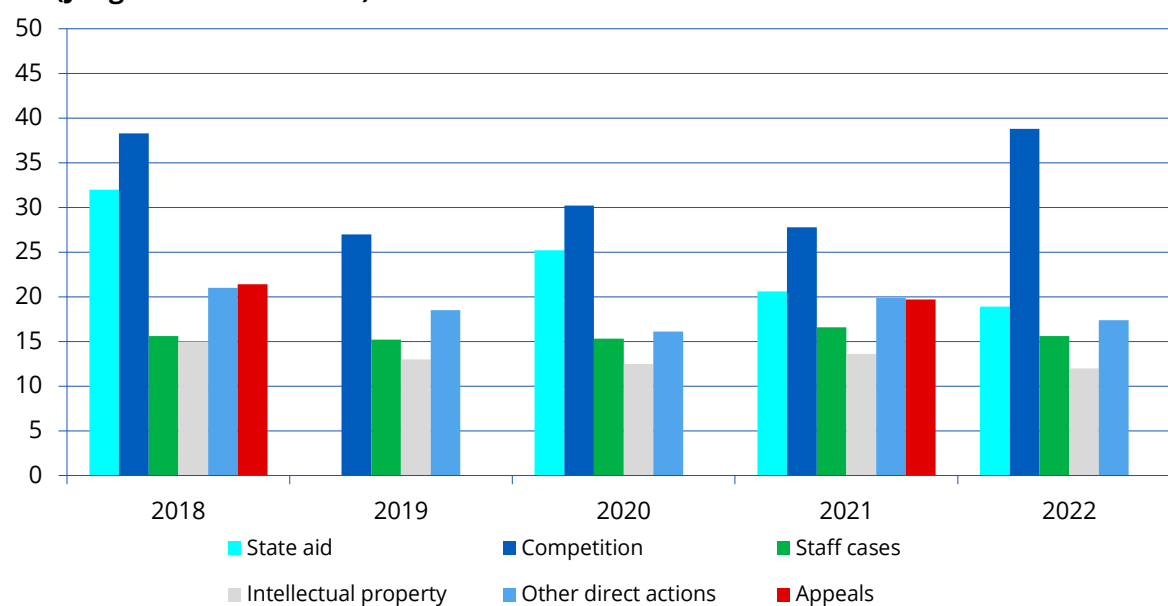
VIII. Completed cases – Bench hearing action (2018-2022)

2022



	2018			2019			2020			2021			2022		
	Judgments	Orders	Total	Judgments	Orders	Total	Judgments	Orders	Total	Judgments	Orders	Total	Judgments	Orders	Total
Grand Chamber					1	1							1		1
Appeal Chamber	9	2	11		2	2									
President of the General Court		43	43		47	47		73	73		64	64		55	55
Chambers (five judges)	84	3	87	50	9	59	104	7	111	73	14	87	92	8	100
Chambers (three judges)	546	317	863	499	261	760	309	254	563	489	308	797	394	306	700
Single judge	5		5	5		5	1		1	3		3	2		2
Total	644	365	1 009	554	320	874	414	334	748	565	386	951	489	369	858

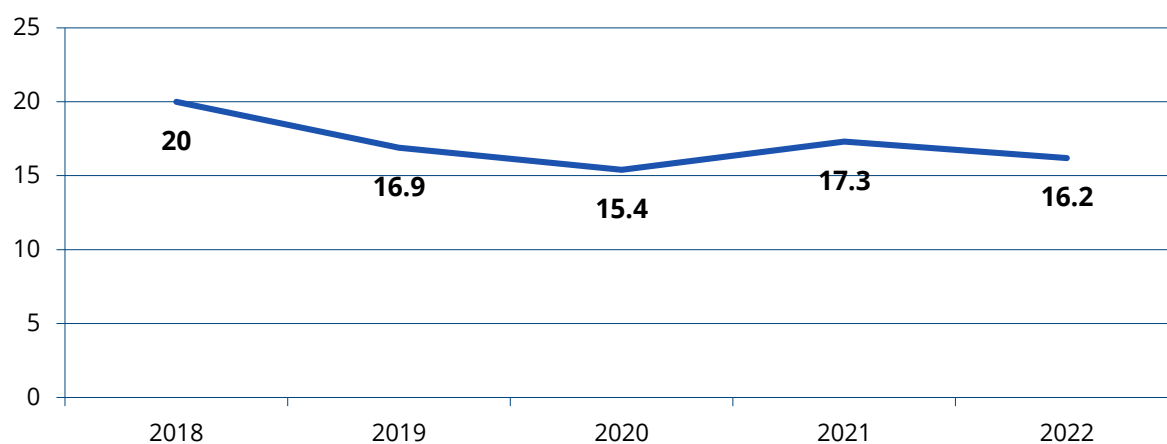
IX. Completed cases – Duration of proceedings in months (2018-2022) ¹ (Judgments and Orders)



	2018	2019	2020	2021	2022
State aid	32	26.4	25.2	20.6	18.9
Competition	38.3	27	30.2	27.8	38.8
Staff cases	15.6	15.2	15.3	16.6	15.6
Intellectual property	15	13	12.5	13.6	12
Other direct actions	21	18.5	16.1	19.9	17.4
Appeals	21.4			19.7	
All cases	20	16.9	15.4	17.3	16.2

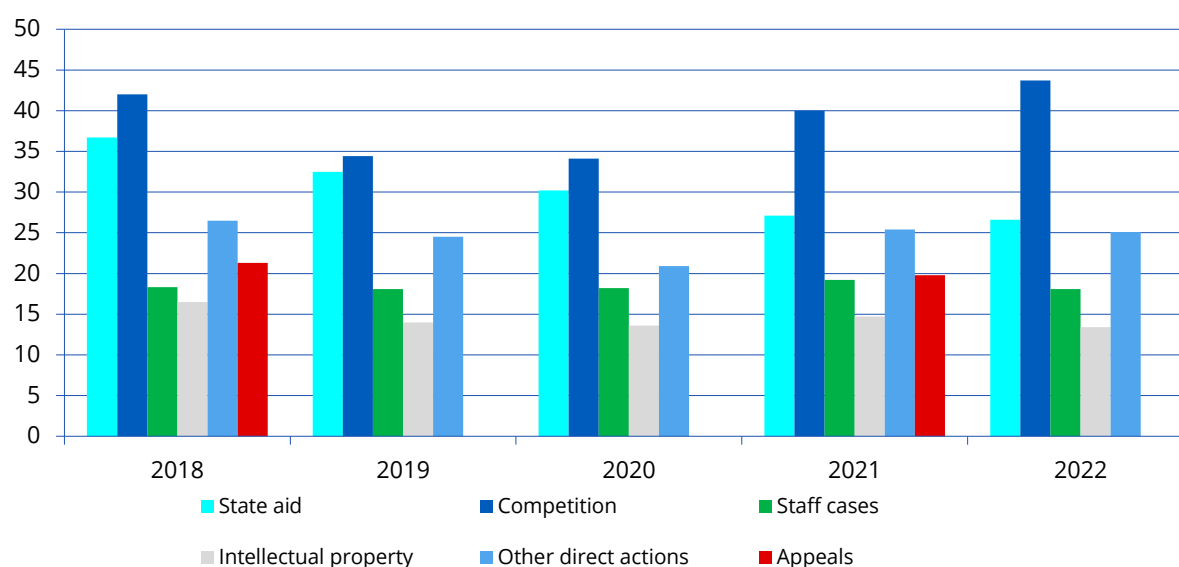
Duration of proceedings (in months)

All cases disposed of by way of judgment or order



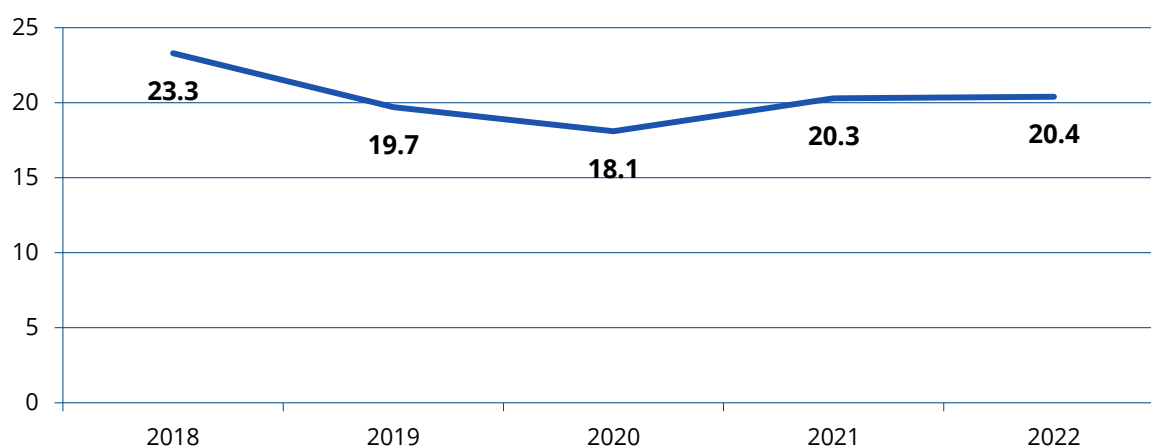
¹ The duration of proceedings is expressed in months and 10ths of months. The calculation of the average duration of proceedings does not take account of: cases ruled upon by interlocutory judgment; special forms of procedure; appeals concerning interim measures or interventions; staff cases transferred to the General Court on 1 September 2016.

X. Duration of proceedings in months (2018-2022) ¹ (Judgments)



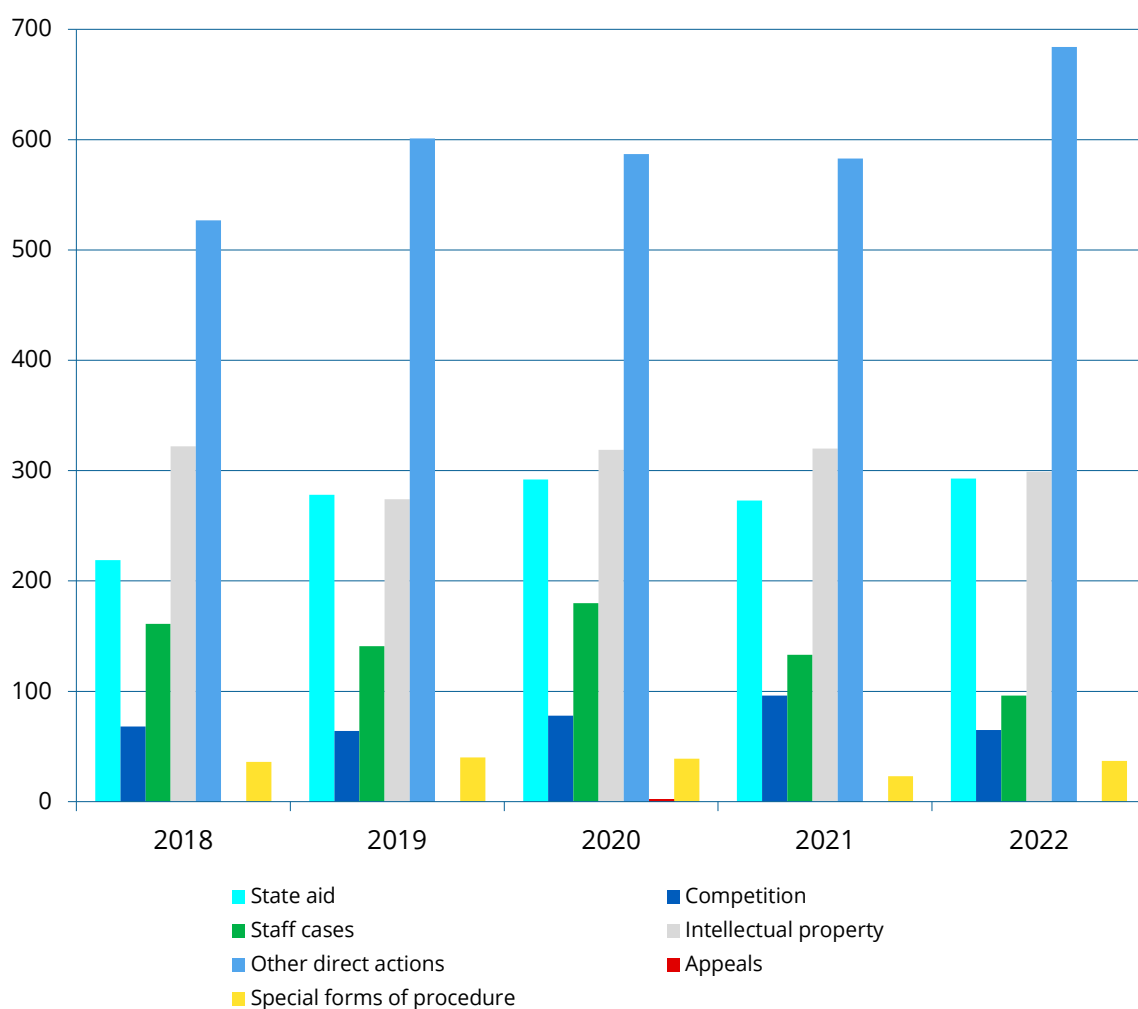
	2018	2019	2020	2021	2022
State aid	36.7	32.5	30.2	27.1	26.6
Competition	42	34.4	34.1	40	43.7
Staff cases	18.3	18.1	18.2	19.2	18.1
Intellectual property	16.5	14	13.6	14.7	13.4
Other direct actions	26.5	24.5	20.9	25.4	25.1
Appeals	21.3			19,8	
All cases	23.3	19.7	18.1	20.3	20.4

Duration of proceedings (in months) All cases disposed of by way of judgment



¹ The duration of proceedings is expressed in months and 10ths of months. The calculation of the average duration of proceedings does not take account of: cases ruled upon by interlocutory judgment; special forms of procedure; appeals concerning interim measures or interventions; staff cases transferred to the General Court on 1 September 2016.

XI. Cases pending as at 31 December – Nature of proceedings (2018-2022)



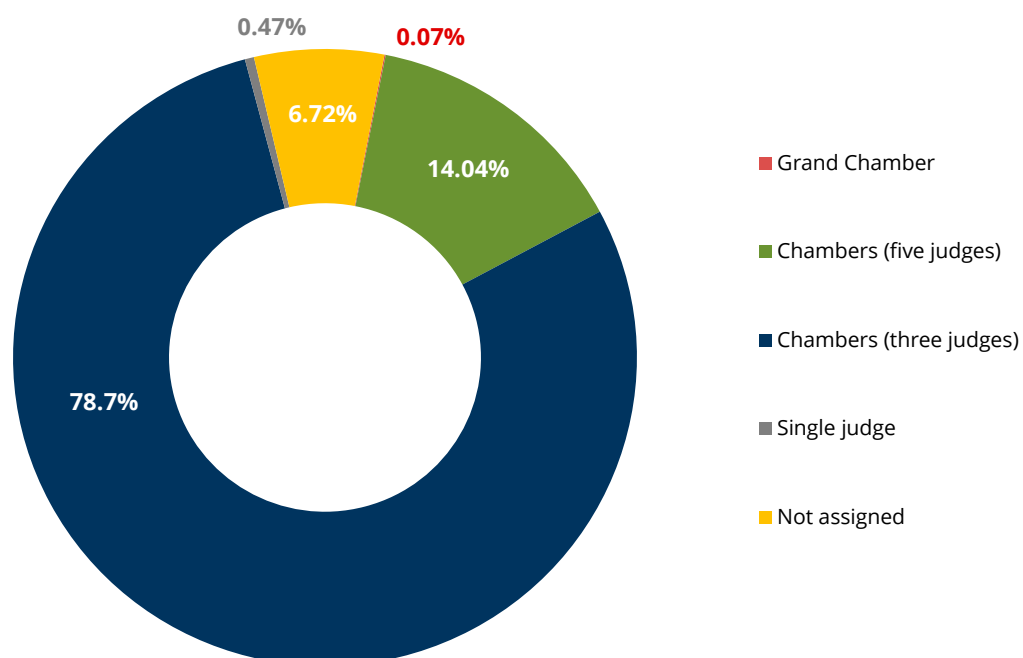
	2018	2019	2020	2021	2022
State aid	219	278	292	273	293
Competition	68	64	78	96	65
Staff cases	161	141	180	133	96
Intellectual property	322	274	319	320	299
Other direct actions	527	601	587	583	684
Appeals			2		
Special forms of procedure	36	40	39	23	37
Total	1 333	1 398	1 497	1 428	1 474

XII. Cases pending as at 31 December – Subject matter of the action (2018-2022)

	2018	2019	2020	2021	2022
Access to documents	30	30	24	44	30
Agriculture	43	22	21	23	30
Approximation of laws	6	4	1		
Arbitration clause	27	22	31	18	27
Area of freedom, security and justice	1	2		2	1
Citizenship of the Union			1	1	
Commercial policy	40	41	63	63	33
Common fisheries policy	2	2		1	4
Common foreign and security policy		1			
Company law	1		1		
Competition	68	64	78	96	65
Consumer protection	1	1	2	5	5
Customs union and Common Customs Tariff		2		3	1
Economic and monetary policy	127	138	156	179	204
Economic, social and territorial cohesion	2	3	2	3	4
Education, vocational training, youth and sport	1	2	1		
Energy	4	9	12	17	15
Environment	8	12	14	16	22
External action by the European Union	2	5	6	3	2
Financial provisions (budget, financial framework, own resources, combating fraud)	9	10	5	8	4
Free movement of capital	1				
Free movement of goods				1	2
Freedom of establishment	1				
Freedom of movement for persons		1			
Freedom to provide services			1	2	
Intellectual property	322	274	319	320	299
Law governing the institutions	103	180	118	86	117
Public health	13	11	13	19	19
Public procurement	22	15	21	25	22
Registration, evaluation, authorisation and restriction of chemicals (REACH Regulation)	14	10	13	6	7
Research and technological development and space	3	3	7	2	5
Restrictive measures (external action)	60	72	65	51	122
Social policy	1	1		2	4
State aid	219	278	292	273	293
Taxation	2				3
Trans-European networks	2	1	2	1	1
Transport		1	7	2	
Total EC Treaty/TFEU	1 135	1 217	1 276	1 272	1 341
Staff Regulations	162	141	182	133	96
Special forms of procedure	36	40	39	23	37
OVERALL TOTAL	1 333	1 398	1 497	1 428	1 474

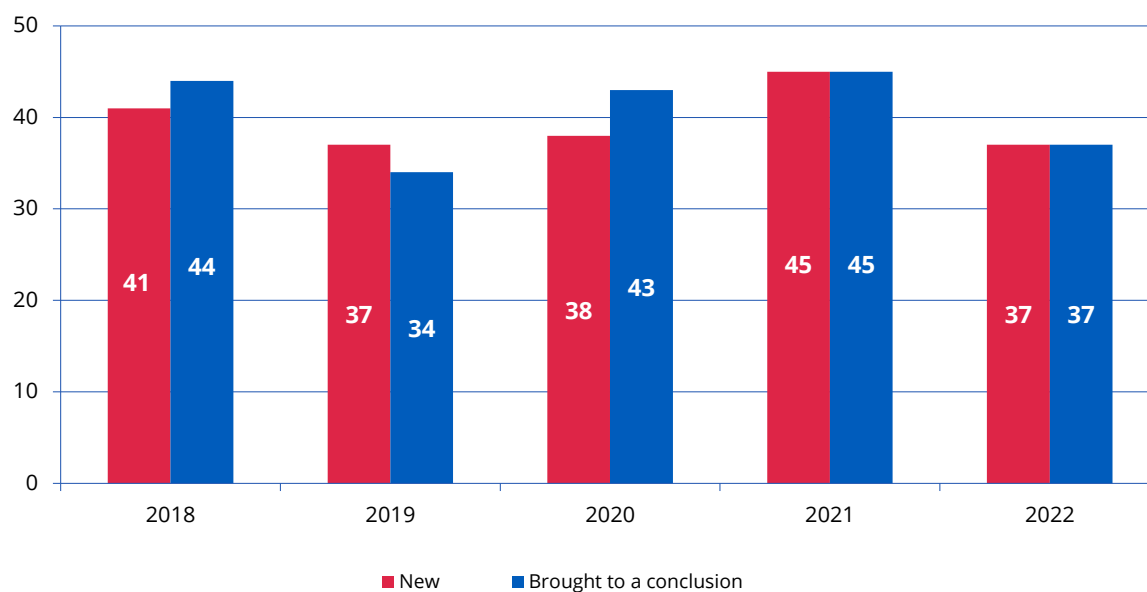
XIII. Cases pending as at 31 December – Bench hearing action (2018-2022)

2022



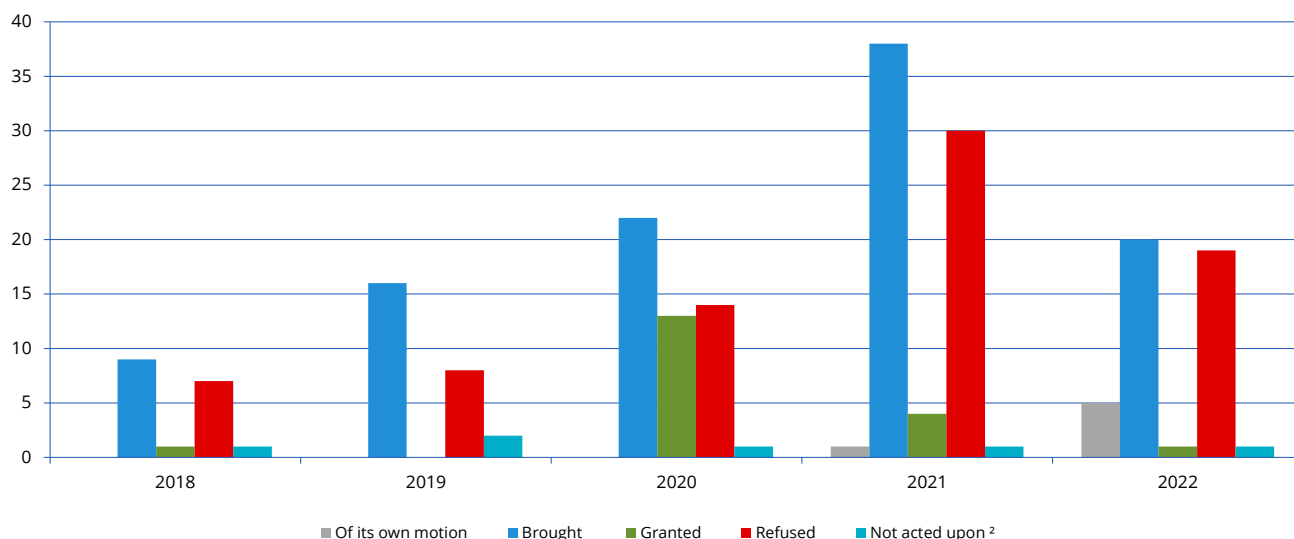
	2018	2019	2020	2021	2022
Grand Chamber	1				1
Appeal Chamber	1				
President of the General Court	1	9	4	1	
Chambers (five judges)	77	88	112	106	207
Chambers (three judges)	1 187	1 218	1 271	1 261	1 160
Single judge	2				7
Not assigned	64	83	110	60	99
Total	1 333	1 398	1 497	1 428	1 474

XIV. Miscellaneous – Proceedings for interim measures (2018-2022)



	2022		Outcome		
	New applications for interim measures	Applications for interim measures brought to a conclusion	Granted	Removal from the register/no need to adjudicate	Dismissed
Access to documents	1	1	1		
Competition	1	1			1
Economic and monetary policy	1	1		1	
Financial provisions (budget, financial framework, own resources, combating fraud)		1			1
Law governing the institutions	5	5			5
Public health	8	7		1	6
Public procurement	8	11	2	3	6
Registration, evaluation, authorisation and restriction of chemicals (REACH Regulation)	1	1		1	
Restrictive measures (external action)	9	7			7
Staff Regulations	3	2	1		1
Total	37	37	4	6	27

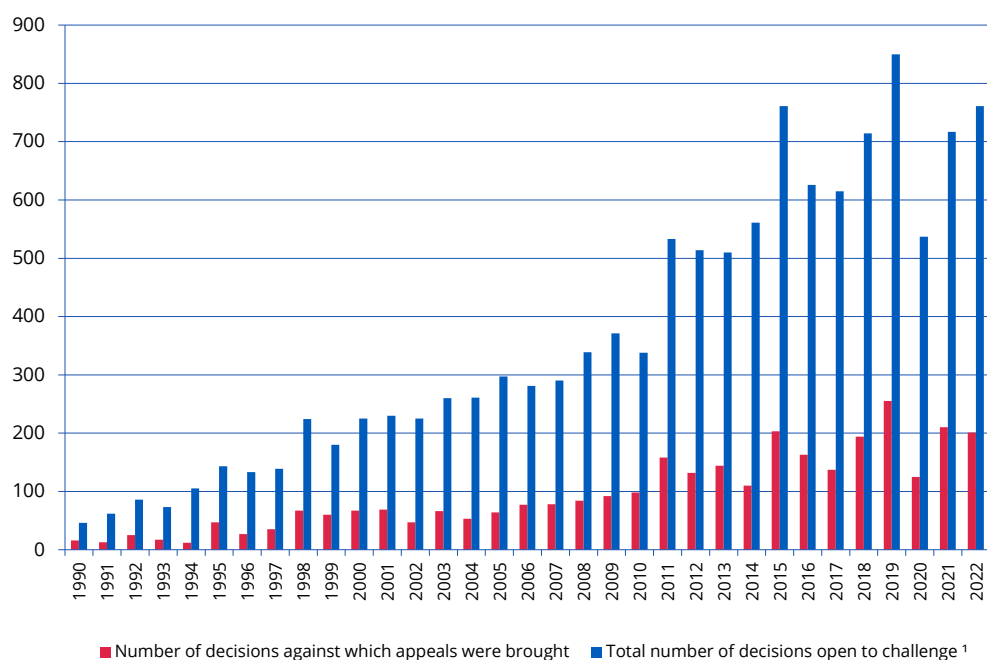
XV. Miscellaneous – Expedited procedures (2018-2022) ¹



	2018					2019					2020					2021					2022				
	Of its own motion	Brought	Outcome			Of its own motion	Brought	Outcome			Of its own motion	Brought	Outcome			Of its own motion	Brought	Outcome			Of its own motion	Brought	Outcome		
			Granted	Refused	Not acted upon ²			Granted	Refused	Not acted upon ²			Granted	Refused	Not acted upon ²			Granted	Refused	Not acted upon ²			Granted	Refused	Not acted upon ²
Access to documents				1			2		2								2		2						
Agriculture		1		1																					
Area of freedom, security and justice		1			1																	1		1	
Commercial policy							1		1								3		3						
Competition		3	1	2			2		1			1					6	2	4						
Consumer protection		1								1															
Customs union and Common Customs Tariff																	1		1						
Economic and monetary policy		1		1													1					1		1	1
Economic, social and territorial cohesion																						4			
Financial provisions (budget, financial framework, own resources, combating fraud)							1					1		2											
Intellectual and industrial property							5							5											
Law governing the institutions							2		1	1		5	1	3	1		2		1	1		1		1	
Public health												2		2		1	11	2	8			3		3	
Public procurement																	2						1	1	
Restrictive measures (external action)							1		1								1		1		1	13		11	
Staff Regulations		2		2								3	1	1			2		3			1		1	
State aid							2		2			11	10	1			7		7						
TOTAL		9	1	7	1		16		8	2		22	13	14	1	1	38	4	30	1	5	20	1	19	1

- 1| The General Court may decide to deal with a case before it under an expedited procedure at the request of a main party or, since 1 July 2015, of its own motion.
- 2| The category 'Not acted upon' covers the following instances: withdrawal of the application for expedition, discontinuance of the action and cases in which the action is disposed of by way of order before the application for expedition has been ruled upon.

XVI. Miscellaneous – Appeals against decisions of the General Court to the Court of Justice (1990-2022)



	Number of decisions against which appeals were brought	Total number of decisions open to challenge ¹	Percentage of decisions against which appeals were brought
1990	16	46	35%
1991	13	62	21%
1992	25	86	29%
1993	17	73	23%
1994	12	105	11%
1995	47	143	33%
1996	27	133	20%
1997	35	139	25%
1998	67	224	30%
1999	60	180	33%
2000	67	225	30%
2001	69	230	30%
2002	47	225	21%
2003	66	260	25%
2004	53	261	20%
2005	64	297	22%
2006	77	281	27%
2007	78	290	27%
2008	84	339	25%
2009	92	371	25%
2010	98	338	29%
2011	158	533	30%
2012	132	514	26%
2013	144	510	28%
2014	110	561	20%
2015	203	761	27%
2016	163	626	26%
2017	137	615	22%
2018	194	714	27%
2019	255	850	30%
2020	125	537	23%
2021	210	717	29%
2022	201	761	26%

¹ Total number of decisions open to challenge – judgments, orders concerning interim measures or refusing leave to intervene and all orders terminating proceedings other than those removing a case from the register or transferring a case – in respect of which the period for bringing an appeal expired or against which an appeal was brought.

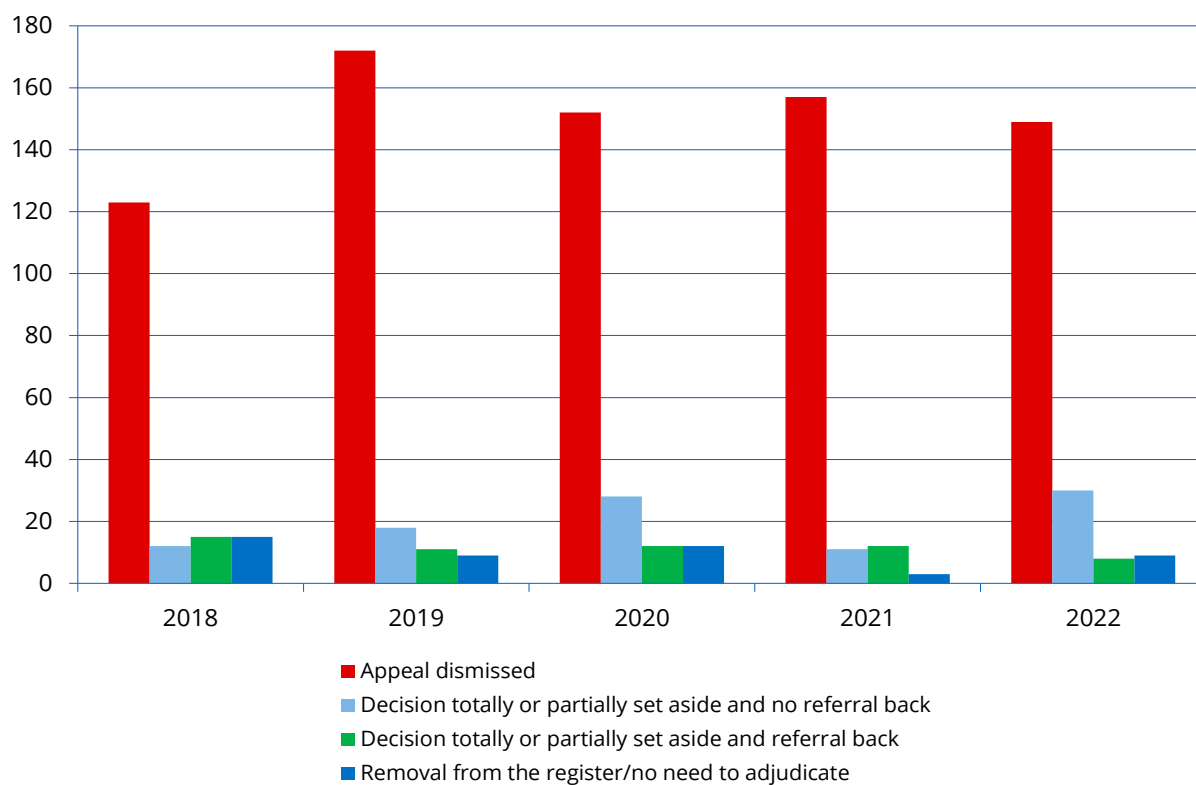
**XVII. Miscellaneous – Distribution of appeals before the Court of Justice
according to the nature of the proceedings (2018-2022)**

	2018			2019			2020			2021			2022		
	Decisions against which appeals were brought	Decisions open to challenge	Appeals as a percentage	Decisions against which appeals were brought	Decisions open to challenge	Appeals as a percentage	Decisions against which appeals were brought	Decisions open to challenge	Appeals as a percentage	Decisions against which appeals were brought	Decisions open to challenge	Appeals as a percentage	Decisions against which appeals were brought	Decisions open to challenge	Appeals as a percentage
State aid	20	55	36%	38	86	44%	9	25	36%	28	44	64%	18	38	47%
Competition	21	35	60%	28	39	72%	4	18	22%	11	19	58%	21	31	68%
Staff cases	15	79	19%	32	110	29%	19	71	27%	26	94	28%	31	116	27%
Intellectual property	68	295	23%	57	315	18%	40	213	19%	60	279	22%	41	271	15%
Other direct actions	69	249	28%	97	297	33%	52	209	25%	83	279	30%	82	297	28%
Appeals													1	1	100%
Special forms of procedure	1	1	100%	3	3	100%	1	1	100%	2	2	100%	7	7	100%
Total	194	714	27%	255	850	30%	125	537	23%	210	717	29%	201	761	26%

XVIII. Miscellaneous – Results of appeals before the Court of Justice (2022)
(Judgments and Orders)

	Appeal dismissed	Decision totally or partially set aside and no referral back	Decision totally or partially set aside and referral back	Removal from the register/no need to adjudicate	Total
Access to documents	3			1	4
Agriculture	2			1	3
Arbitration clause	1				1
Commercial policy	8		1		9
Common foreign and security policy	3				3
Competition	1	5		1	7
Economic and monetary policy	5	2			7
Economic, social and territorial cohesion	1				1
Education, vocational training, youth and sport	1				1
Energy			1		1
Environment	1	3			4
Financial provisions (budget, financial framework, own resources, combating fraud)	4		1		5
Freedom to provide services	1				1
Intellectual property	46				46
Law governing the institutions	24	1		2	27
Principles of EU law	2		1		3
Procedure	1				1
Public health	1		1		2
Public procurement	2		1		3
Social policy	6				6
Staff Regulations	24	12		2	38
State aid	10	7	2	1	20
Trans-European networks	1				1
Transport	1			1	2
Total	149	30	8	9	196

XIX. Miscellaneous – Results of appeals before the Court of Justice (2018-2022)
(Judgments and Orders)



	2018	2019	2020	2021	2022
Appeal dismissed	123	172	152	157	149
Decision totally or partially set aside and no referral back	12	18	28	11	30
Decision totally or partially set aside and referral back	15	11	12	12	8
Removal from the register/no need to adjudicate	15	9	12	3	9
Total	165	210	204	183	196

XX. Miscellaneous – General trend (1989-2022)

New cases, completed cases, cases pending

	New cases ¹	Completed cases ²	Cases pending on 31 December
1989	169	1	168
1990	59	82	145
1991	95	67	173
1992	123	125	171
1993	596	106	661
1994	409	442	628
1995	253	265	616
1996	229	186	659
1997	644	186	1 117
1998	238	348	1 007
1999	384	659	732
2000	398	343	787
2001	345	340	792
2002	411	331	872
2003	466	339	999
2004	536	361	1 174
2005	469	610	1 033
2006	432	436	1 029
2007	522	397	1 154
2008	629	605	1 178
2009	568	555	1 191
2010	636	527	1 300
2011	722	714	1 308
2012	617	688	1 237
2013	790	702	1 325
2014	912	814	1 423
2015	831	987	1 267
2016	974	755	1 486
2017	917	895	1 508
2018	834	1 009	1 333
2019	939	874	1 398
2020	847	748	1 497
2021	882	951	1 428
2022	904	858	1 474
Total	18 780	17 306	

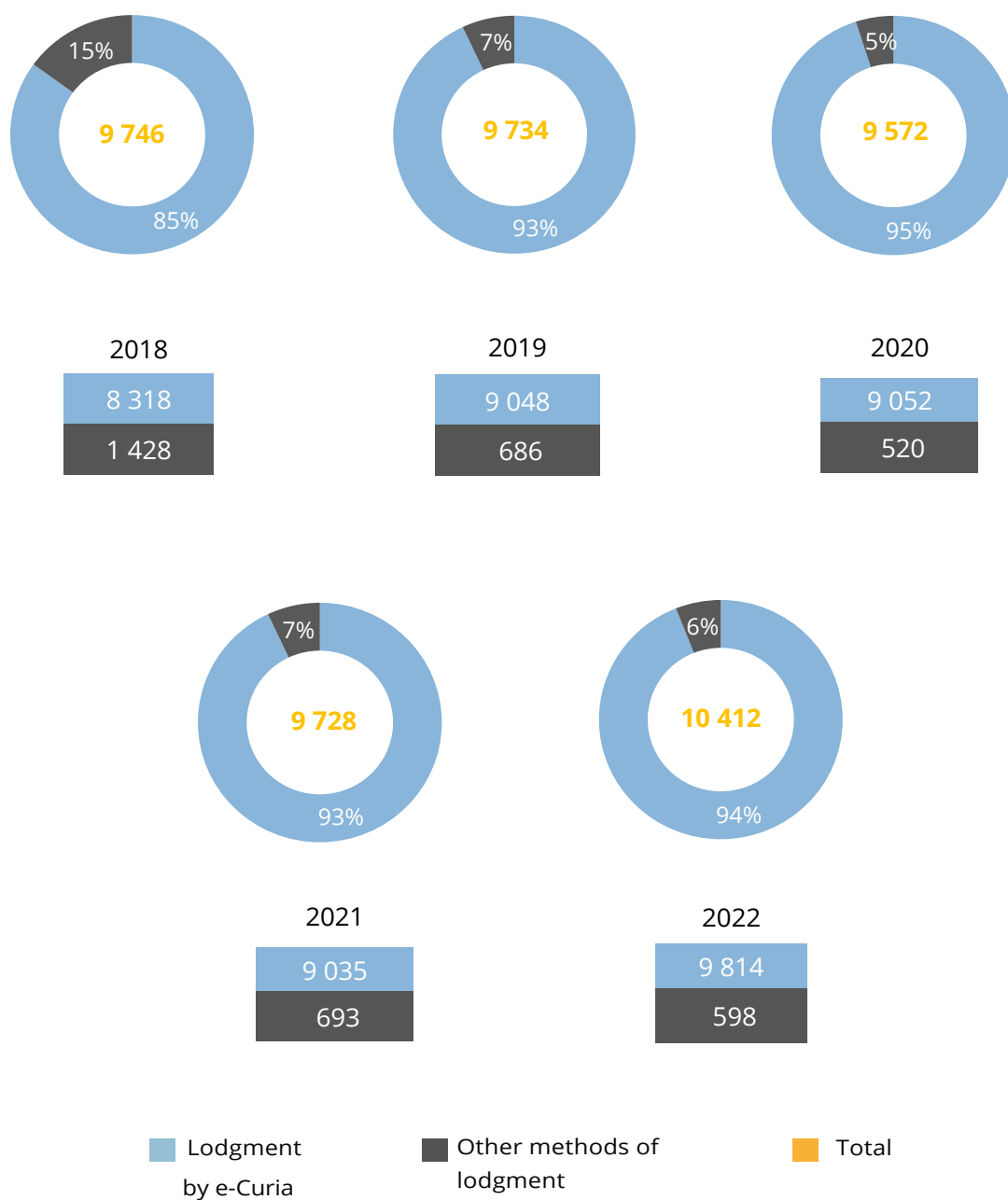
- 1| 1989: the Court of Justice referred 153 cases to the newly created Court of First Instance (now the General Court).
1993: the Court of Justice referred 451 cases as a result of the first extension of the jurisdiction of the Court of First Instance.
1994: the Court of Justice referred 14 cases as a result of the second extension of the jurisdiction of the Court of First Instance.
2004-05: the Court of Justice referred 25 cases as a result of the third extension of the jurisdiction of the Court of First Instance.
2016: on 1 September 2016, 139 staff cases were transferred to the General Court.
- 2| 2005-06: the Court of First Instance referred 118 cases to the newly created Civil Service Tribunal.

XXI. Activity of the Registry of the General Court (2018-2022)

Type of act	2018	2019	2020	2021	2022
Procedural documents entered in the register of the Registry ¹	55 389	54 723	51 399	56 827	60 961
Applications initiating proceedings ²	834	939	847	882	904
Rate of regularisation of the applications initiating proceedings ³	35.85%	35.04%	34.59%	41.2%	31.96%
Written pleadings (other than applications)	4 562	4 446	4 122	4 385	4 888
Applications to intervene	318	288	318	306	265
Requests for confidential treatment (of data contained in procedural documents) ⁴	197	251	224	253	371
Draft orders prepared by the Registry ⁵ (manifest inadmissibility before service, stay/resumption, joinder of cases, joinder of a plea of inadmissibility with the substance of the case, uncontested intervention, removal from the register, finding of no need to adjudicate in intellectual property cases, reopening of the oral part of the procedure and rectification)	285	299	259	371	344
Chamber conferences	381	334	325	338	352
Minutes of hearings and records of delivery of judgment	924	787	589	784	724

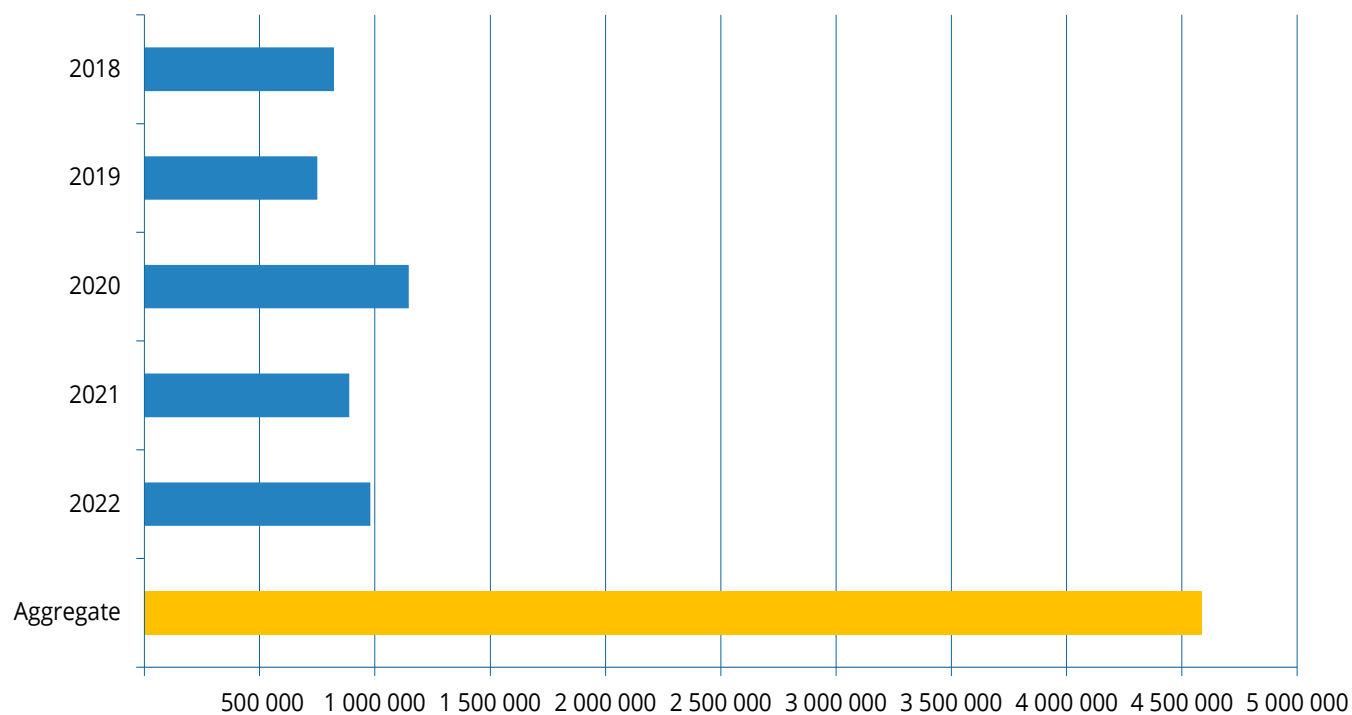
- 1| This number is an indicator of the volume of work of the Registry, since each incoming or outgoing document is entered in the register. The number of procedural documents entered in the register must be assessed in the light of the nature of the proceedings within the Court's jurisdiction. As the number of parties to proceedings is limited in direct actions (applicant, defendant and, as the case may be, intervener(s)), service is effected only on those parties.
- 2| Any written pleadings lodged (including applications) must be entered in the register, placed on the case file, put in order where appropriate, communicated to the judges' chambers with a transmission sheet, which is sometimes detailed, then possibly translated and, lastly, served on the parties.
- 3| Where an application initiating proceedings (or any other written pleading) does not comply with certain requirements, the Registry ensures that it is put in order, as provided in the Rules of Procedure.
- 4| The number of requests for confidentiality is without prejudice to the amount of data contained in one or more pleadings for which confidential treatment is requested.
- 5| Since the entry into force, on 1 July 2015, of the new Rules of Procedure of the General Court, certain decisions that were previously taken in the form of orders (stay/resumption, joinder of cases, intervention by a Member State or an institution where confidentiality is not raised) have been taken in the form of a simple decision added to the case file.

XXII. Methods of lodging procedural documents before the General Court ¹



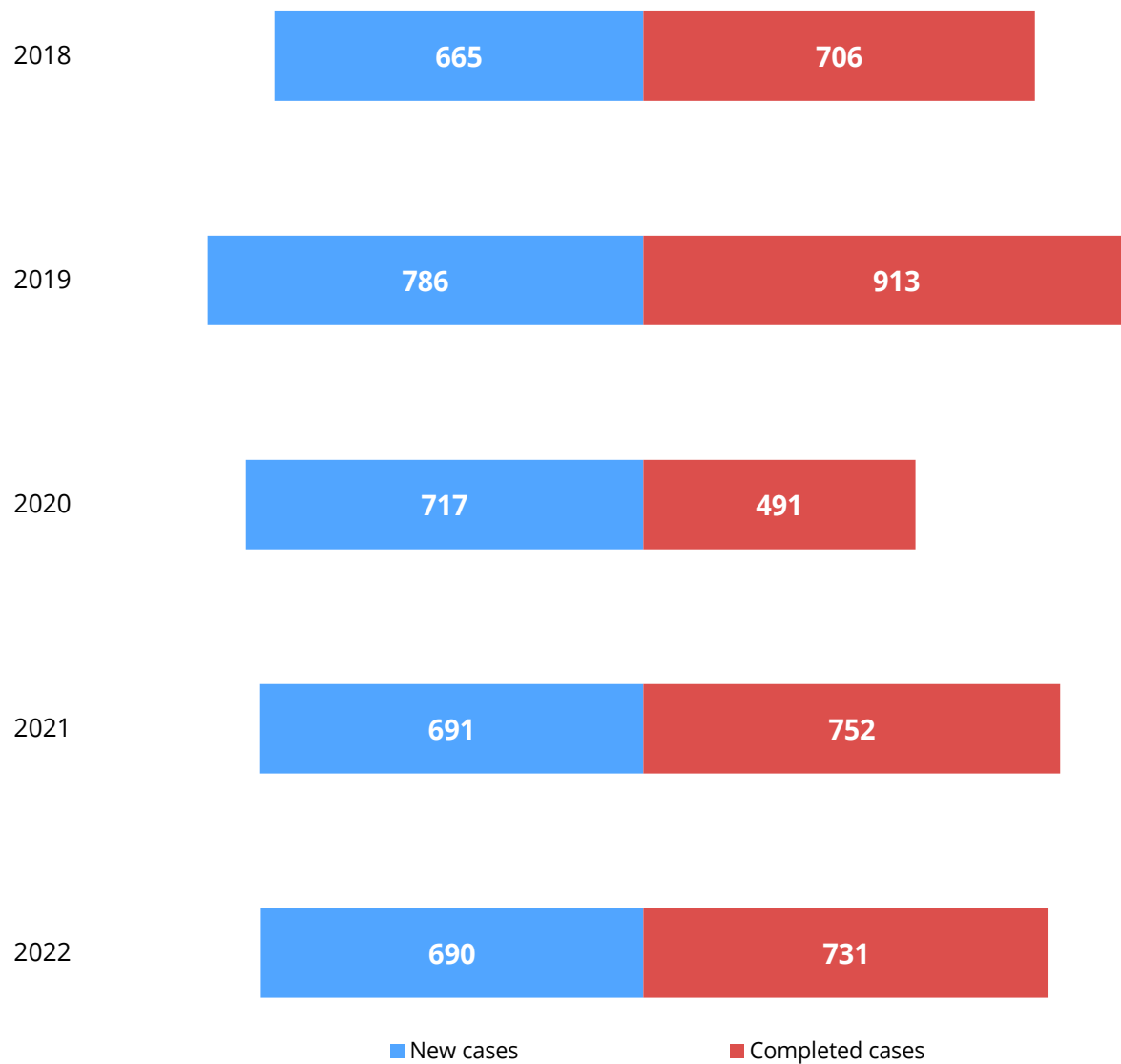
¹ Since 1 December 2018, e-Curia has become the mandatory means of exchanging documents with the representatives of the parties in all proceedings before the General Court (without prejudice to the exceptions under the rules).

XXIII. Pages lodged by e-Curia (2018-2022)



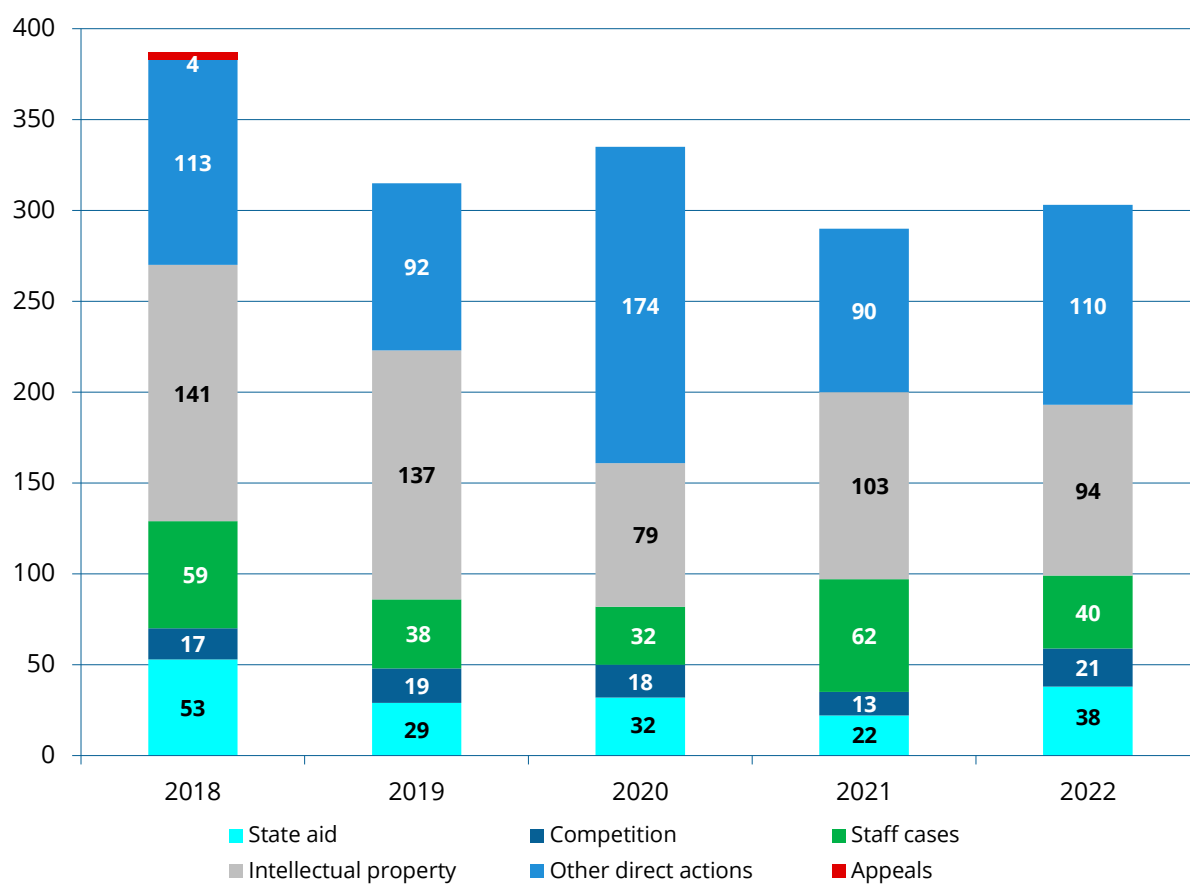
	2018	2019	2020	2021	2022	Aggregate
Pages lodged by e-Curia	823 076	749 895	1 146 664	889 353	979 676	4 588 664

XXIV. Notices in the *Official Journal of the European Union* (2018-2022) ¹



¹ In accordance with the Rules of Procedure (Articles 79 and 122), notices concerning new applications and decisions which close the proceedings must be published in the *Official Journal of the European Union*.

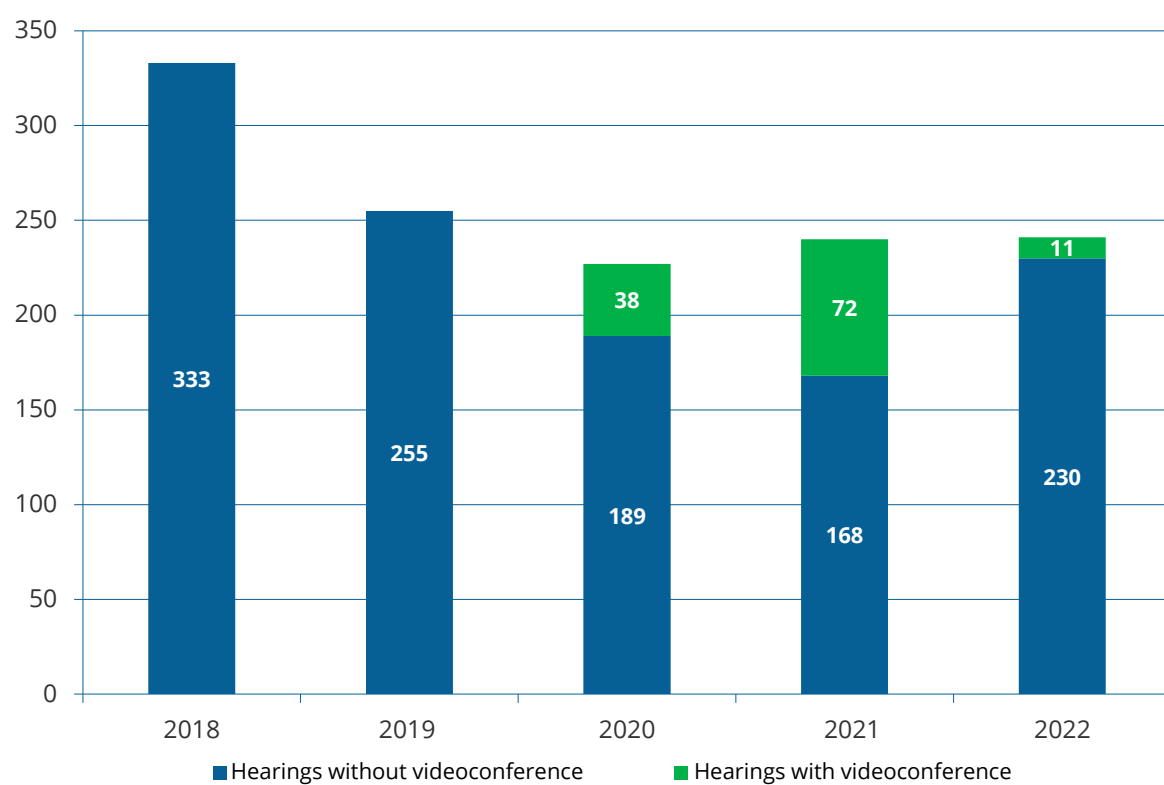
XXV. Cases pleaded (2018-2022) ¹



	2018	2019	2020	2021	2022
Total	387	315	335	290	303

¹ The number of cases pleaded is calculated without account being taken of the joinder of cases.

XXVI. Hearings (2018-2022) ¹



	2018	2019	2020	2021	2022
Total	333	255	227	240	241

¹ The number of hearings takes account of the joinder of cases (a set of joined cases = one hearing).



COURT OF JUSTICE OF THE EUROPEAN UNION

Directorate for Communication
Publications and Electronic Media Unit