



COURT OF JUSTICE
OF THE EUROPEAN UNION

Annual Report 2025

**Statistics concerning the judicial
activity of the General Court**

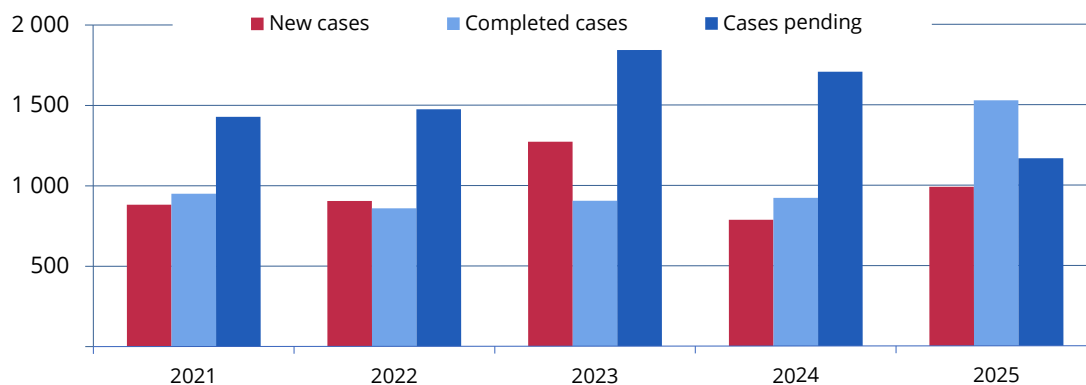


Statistics concerning the judicial activity of the General Court

I. General activity of the General Court –New cases, completed cases, cases pending (2021-2025)	4
II. New cases – Nature or subject area of proceedings (2021-2025)	5
III. New cases – Legal basis (2021-2025)	6
IV. New cases – Subject matter (2021-2025)	7
V. New references for a preliminary ruling – Subject matter (2024-2025)	8
VI. New references for a preliminary ruling – By Member State (2024-2025)	9
VII. New references for a preliminary ruling – By Member State and court or tribunal (2024-2025)	10
VIII. Completed cases – Nature or subject area of proceedings (2021-2025)	11
IX. Completed cases – Subject matter (2025)	12
X. Completed references for a preliminary ruling – Subject matter (2025)	13
XI. Completed references for a preliminary ruling – Subject matter (2024-2025)	13
XII. Completed cases – Subject matter (2021-2025)	14
XIII. Completed cases – Bench hearing action (2021-2025)	15
XIV. Completed cases – Duration of proceedings in months (2021-2025) (Judgments and orders)	16
XV. Completed cases – Duration of proceedings in months (2021-2025) (Judgments)	17
XVI. Cases pending as at 31 December – Nature or subject area of proceedings (2021-2025) ¹	18
XVII. Cases pending as at 31 December – Subject matter (2021-2025)	19
XVIII. References for a preliminary ruling pending as at 31 December – Subject matter (2024-2025)	20
XIX. Cases pending as at 31 December – Bench hearing action (2021-2025)	20
XX. Miscellaneous – Proceedings for interim measures (2021-2025)	21
XXI. Miscellaneous – Expedited procedures (2021-2025)	22
XXII. Miscellaneous – Appeals against decisions of the General Court to the Court of Justice (1990-2025)	24
XXIII. Miscellaneous – Distribution of appeals before the Court of Justice according to the nature or subject area of the proceedings (2021-2025)	26
XXIV. Miscellaneous – Results of appeals before the Court of Justice (2025)(Judgments and orders)	27
XXV. Miscellaneous – Results of appeals before the Court of Justice (2021-2025) (Judgments and orders)	28

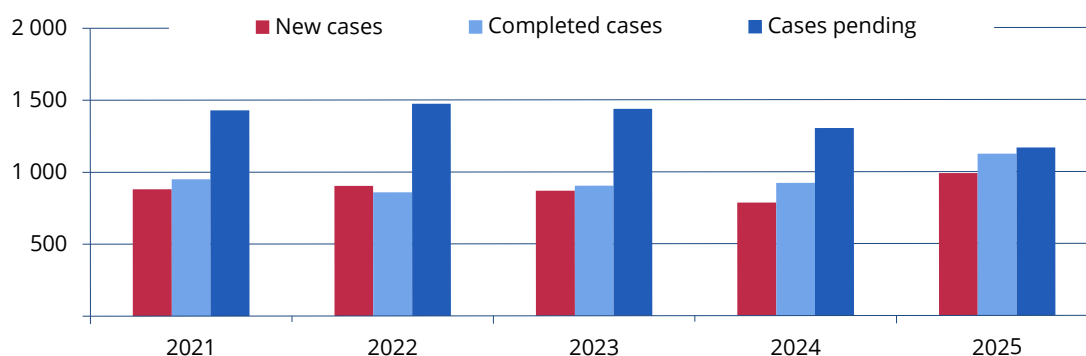
XXVI. Miscellaneous – General trend (1989-2025)	29
XXVII. Activity of the Registry of the General Court (2021-2025)	30
XXVIII. Methods of lodging procedural documents before the General Court (2021-2025)	31
XXIX. Pages lodged by e-Curia (2021-2025)	32
XXX. Notices in the <i>Official Journal of the European Union</i> (2021-2025)	33
XXXI. Cases pleaded (2021-2025)	34
XXXII. Hearings (2021-2025)	35

I. General activity of the General Court – New cases, completed cases, cases pending (2021-2025) ^{1 2}



General activity	2021	2022	2023	2024	2025
New cases	882	904	1 271	786	989
Completed cases	951	858	904	922	1 527
Cases pending	1 428	1 474	1 841	1 705	1 167

For 2023 to 2025, the graphic and table below set out the new (2023), pending (2023 and 2024) and completed (2025) cases so as to reflect the fact that a series of 404 essentially identical cases concerning the pension rights of Members of the European Parliament was lodged at the end of 2023 and completed at the end of 2025 (Cases T-620/23 to T-1023/23). In order to take account of that specific factor, those cases have been accounted for as a single case in the following figures.



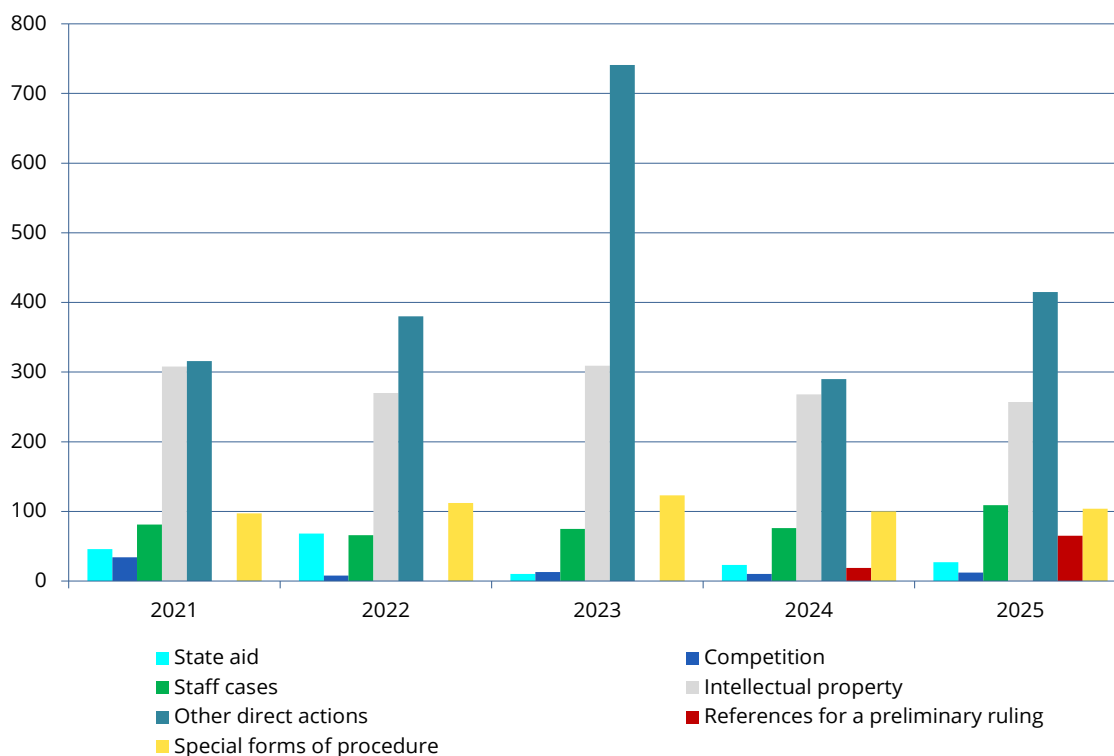
General activity	2021	2022	2023	2024	2025
New cases	882	904	868	786	989
Completed cases	951	858	904	922	1 124
Cases pending	1 428	1 474	1 438	1 302	1 167

1] Unless otherwise indicated, this table and the following tables take account of special forms of procedure.

The following are considered to be 'special forms of procedure': application to set aside a judgment by default (Article 41 of the Statute of the Court of Justice; Article 166 of the Rules of Procedure of the General Court); third-party proceedings (Article 42 of the Statute of the Court of Justice; Article 167 of the Rules of Procedure); interpretation (Article 43 of the Statute of the Court of Justice; Article 168 of the Rules of Procedure); revision (Article 44 of the Statute of the Court of Justice; Article 169 of the Rules of Procedure); legal aid (Article 148 of the Rules of Procedure); rectification (Article 164 of the Rules of Procedure); failure to adjudicate (Article 165 of the Rules of Procedure); and dispute concerning the costs to be recovered (Article 170 of the Rules of Procedure).

2] Unless otherwise indicated, this table and the following tables do not take account of proceedings concerning interim measures.

II. New cases – Nature or subject area of proceedings (2021-2025) ¹

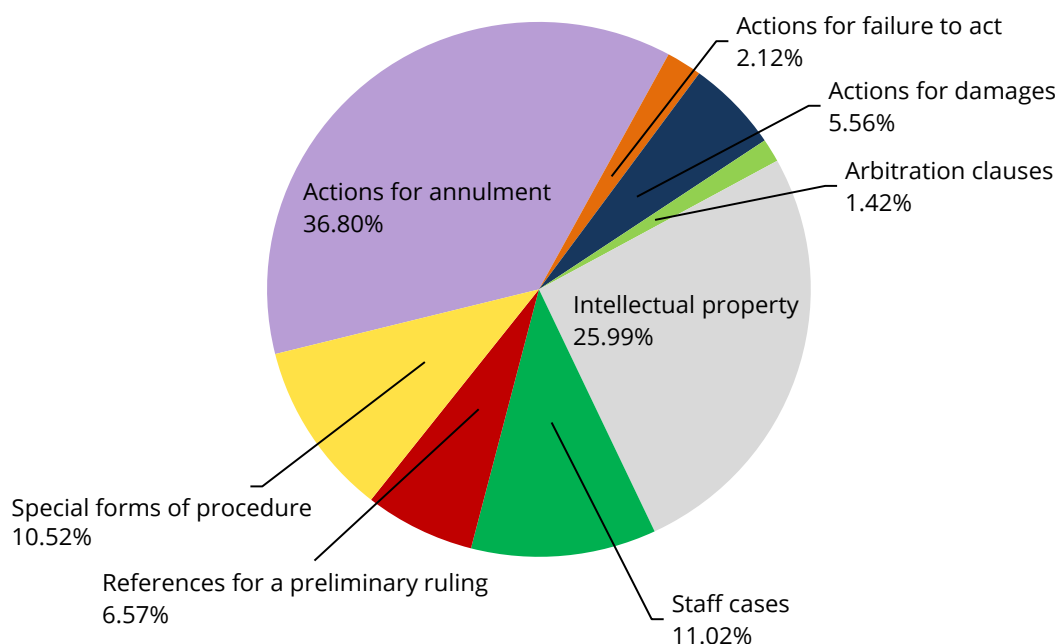


Nature or subject area of proceedings	2021	2022	2023	2024	2025
State aid	46	68	10	23	27
Competition	34	8	13	10	12
Staff cases	81	66	75	76	109
Intellectual property	308	270	309	268	257
Other direct actions	316	380	741	290	415
References for a preliminary ruling	0	0	0	19	65
Special forms of procedure	97	112	123	100	104
Total	882	904	1 271	786	989

¹ With respect to 2023, the series of 404 essentially identical cases, T-620/23 to T-1023/23, has had an impact on the number of new cases in the category of 'Other direct actions'.

III. New cases – Legal basis (2021-2025) ¹

2025



Legal basis	2021	2022	2023	2024	2025
Actions for annulment	343	414	733	282	364
Actions for failure to act	21	18	7	7	21
Actions for damages	28	9	18	26	55
Arbitration clauses	4	15	6	8	14
Intellectual property	308	270	309	268	257
Staff cases	81	66	75	76	109
References for a preliminary ruling	0	0	0	19	65
Special forms of procedure	97	112	123	100	104
Total	882	904	1 271	786	989

¹ With respect to 2023, the series of 404 essentially identical cases, T-620/23 to T-1023/23, has had an impact on the number of new cases in the category of 'Other direct actions'.

IV. New cases – Subject matter (2021-2025) ¹

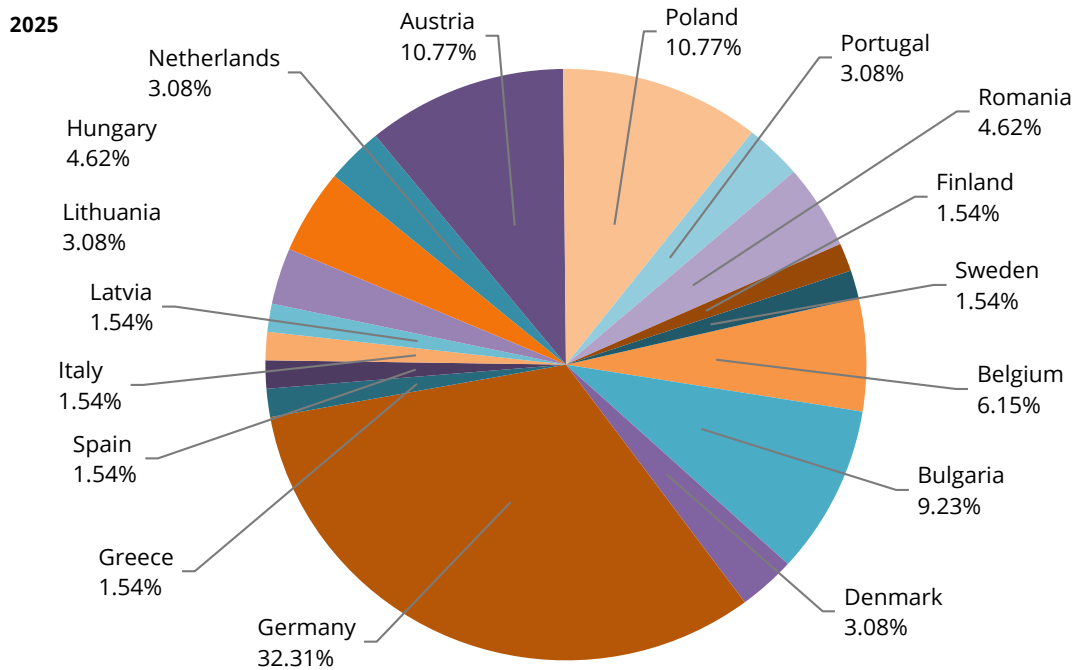
Subject matter	2021	2022	2023	2024	2025
Access to documents	32	15	22	29	31
Accession of new States	0	0	1	0	0
Agriculture	13	20	14	18	17
Approximation of laws	0	0	0	1	0
Arbitration clause	4	16	6	8	14
Area of freedom, security and justice	3	1	1	2	0
Citizenship of the Union	1	0	0	1	0
Commercial policy	15	12	12	7	19
Common fisheries policy	1	4	1	2	1
Common foreign and security policy	0	0	0	1	2
Competition	34	8	13	10	12
Consumer protection	4	0	0	1	1
Customs union and Common Customs Tariff	3	1	0	0	1
Economic and monetary policy	34	49	56	33	13
Economic, social and territorial cohesion	2	4	1	0	1
Employment	1	0	0	0	0
Energy	9	5	8	3	2
Environment	11	15	9	11	53
External action by the European Union	2	0	0	0	3
Financial provisions (budget, financial framework, own resources, combating fraud)	8	3	6	2	3
Free movement of capital	1	0	0	0	0
Free movement of goods	1	1	0	2	15
Freedom of movement for persons	0	1	1	0	0
Freedom to provide services	1	1	1	0	0
Intellectual property	308	270	310	268	257
Law governing the institutions	73	76	469	59	83
Public health	25	21	24	11	13
Public procurement	19	17	12	20	25
Registration, evaluation, authorisation and restriction of chemicals (REACH Regulation)	2	3	5	0	1
Regulation of digital markets and services	0	0	6	8	7
Research and technological development and space	0	4	2	3	0
Restrictive measures (external action)	42	103	63	63	105
Social policy	8	6	1	2	0
State aid	46	68	10	23	27
Taxation	0	1	9	14	34
Trans-European networks	0	0	1	0	0
Transport	1	0	2	6	21
Total EC Treaty/TFEU	704	725	1 066	608	761
Staff Regulations	81	67	82	78	124
Special forms of procedure	97	112	123	100	104
OVERALL TOTAL	882	904	1 271	786	989

¹ With respect to 2023, the series of 404 essentially identical cases, T-620/23 to T-1023/23, has had an impact on the number of new cases in the field of 'Law governing the institutions'.

V. New references for a preliminary ruling – Subject matter (2024-2025)

Subject matter	2024	2025
Environment – Greenhouse gas emission allowance trading	0	1
Free movement of goods – Customs Code	1	8
Free movement of goods – Tariff classification	1	7
Taxation – Excise duties	6	7
Taxation – Value added tax	8	24
Transport – Compensation and assistance to passengers	3	18
Total EC Treaty/TFEU	19	65

VI. New references for a preliminary ruling – By Member State (2024-2025)

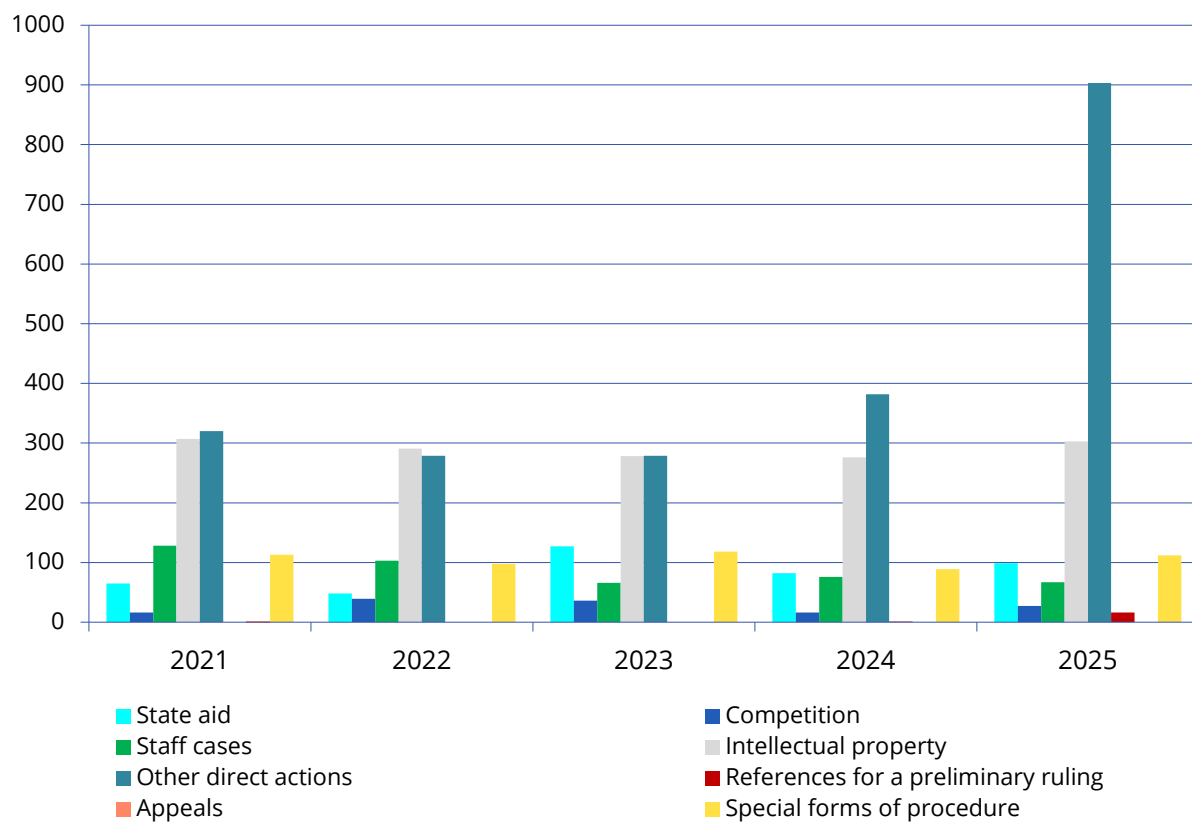


Member State	2024	2025	Total
Belgium	1	4	5
Bulgaria	0	6	6
Czech Republic	1	0	1
Denmark	0	2	2
Germany	6	21	27
Greece	0	1	1
Spain	0	1	1
France	1	0	1
Croatia	1	0	1
Italy	0	1	1
Latvia	0	1	1
Lithuania	0	2	2
Hungary	0	3	3
Netherlands	1	2	3
Austria	2	7	9
Poland	1	7	8
Portugal	1	2	3
Romania	2	3	5
Slovenia	1	0	1
Finland	0	1	1
Sweden	1	1	2
Total	19	65	84

**VII. New references for a preliminary ruling –
By Member State and court or tribunal (2024-2025)**

Member State	Court or tribunal	Number of references	Total
Belgium	Cour de cassation	2	5
	Other courts or tribunals	3	
Bulgaria	Върховен административен съд	3	6
	Other courts or tribunals	3	
Czech Republic	Nejvyšší správní soud	1	1
Denmark	Other courts or tribunals	2	2
Germany	Bundesfinanzhof	7	27
	Other courts or tribunals	20	
Greece	Other courts or tribunals	1	1
Spain	Tribunal Supremo	1	1
France	Conseil d'État	1	1
Croatia	Other courts or tribunals	1	1
Italy	Other courts or tribunals	1	1
Latvia	Augstākā tiesa (Senāts)	1	1
Lithuania	Aukščiausiasis Teismas	1	2
	Other courts or tribunals	1	
Hungary	Kúria	1	3
	Other courts or tribunals	2	
Netherlands	Hoge Raad	2	3
	Other courts or tribunals	1	
Austria	Verwaltungsgerichtshof	5	9
	Other courts or tribunals	4	
Poland	Naczelny Sąd Administracyjny	5	8
	Other courts or tribunals	3	
Portugal	Supremo Tribunal Administrativo	2	3
	Other courts or tribunals	1	
Romania	Înalta Curte de Casație și Justiție	1	5
	Curtea de Apel	4	
Slovenia	Other courts or tribunals	1	1
Finland	Korkein hallinto-oikeus	1	1
Sweden	Högsta förvaltningsdomstolen	1	2
	Other courts or tribunals	1	
Total			84

VIII. Completed cases – Nature or subject area of proceedings (2021-2025) ¹



Nature or subject area of proceedings	2021	2022	2023	2024	2025
State aid	65	48	127	82	99
Competition	16	39	36	16	27
Staff cases	128	103	66	76	67
Intellectual property	307	291	278	276	303
Other direct actions	320	279	279	382	903
References for a preliminary ruling	0	0	0	1	16
Appeals	2	0	0	0	0
Special forms of procedure	113	98	118	89	112
Total	951	858	904	922	1 527

¹ For 2025, the series of 404 cases that are essentially identical, T-620/23 to T-1023/23, had an impact on the number of completed cases in the 'Other direct actions' category.

IX. Completed cases – Subject matter (2025) ¹

Subject matter	Judgments	Orders	Total
Access to documents	16	16	32
Accession of new States	0	1	1
Agriculture	14	2	16
Approximation of laws	0	1	1
Arbitration clause	1	4	5
Area of freedom, security and justice	1	1	2
Citizenship of the Union	0	1	1
Commercial policy	9	2	11
Common fisheries policy	5	0	5
Competition	15	12	27
Consumer protection	0	1	1
Economic and monetary policy	13	121	134
Energy	7	3	10
Environment	10	2	12
External action by the European Union	0	1	1
Financial provisions (budget, financial framework, own resources, combating fraud)	0	1	1
Intellectual property	242	61	303
Law governing the institutions	426	120	546
Public health	14	3	17
Public procurement	8	8	16
Registration, evaluation, authorisation and restriction of chemicals (REACH Regulation)	3	0	3
Regulation of digital markets and services	4	0	4
Research and technological development and space	2	1	3
Restrictive measures (external action)	53	18	71
State aid	17	82	99
Taxation	5	4	9
Transport	1	10	11
Total EC Treaty/TFEU	866	476	1 342
Staff Regulations	55	18	73
Special forms of procedure	1	111	112
OVERALL TOTAL	922	605	1 527

¹ For 2025, the series of 404 cases that are essentially identical, T-620/23 to T-1023/23, had an impact on the number of completed cases in the subject area 'Institutional law'.

X. Completed references for a preliminary ruling – Subject matter (2025)

Subject matter	Judgments	Orders	Total
Taxation – Excise duties	3	1	4
Taxation – Value added tax	2	2	4
Transport – Compensation and assistance to passengers	0	8	8
Total EC Treaty/TFEU	5	11	16

XI. Completed references for a preliminary ruling – Subject matter (2024-2025)

Subject matter	2024	2025
Taxation – Excise duties	0	4
Taxation – Value added tax	0	4
Transport – Compensation and assistance to passengers	1	8
Total EC Treaty/TFEU	1	16

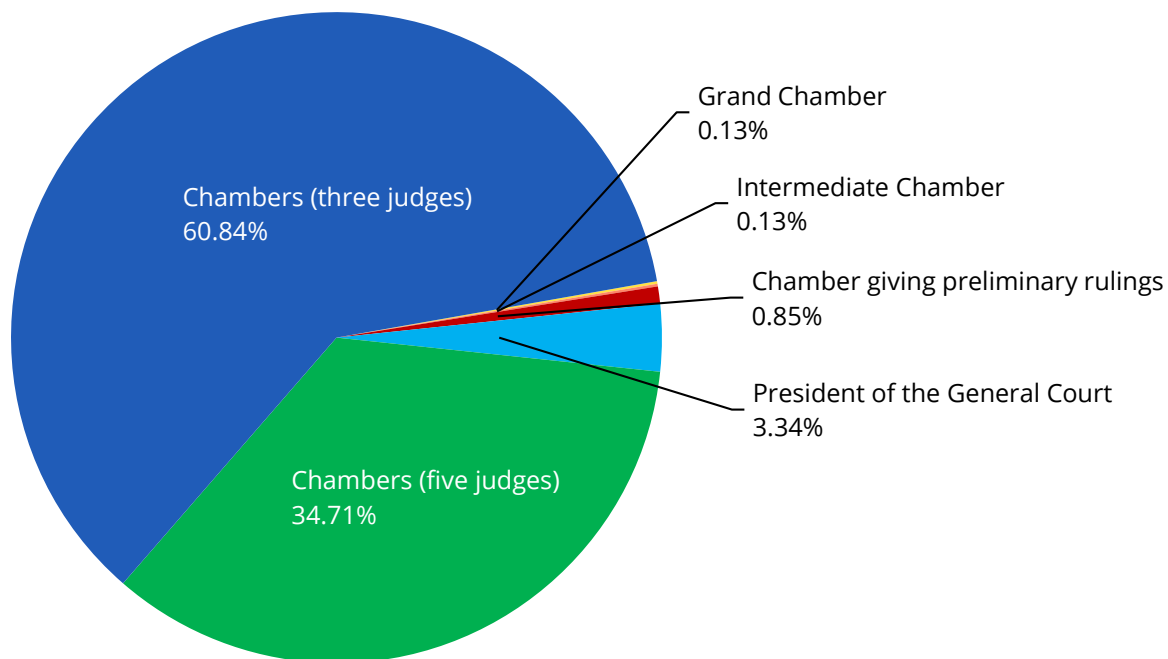
XII. Completed cases – Subject matter (2021-2025) ¹

Subject matter	2021	2022	2023	2024	2025
Access to documents	12	29	17	23	32
Accession of new States	0	0	0	0	1
Agriculture	11	13	14	18	16
Approximation of laws	1	0	0	0	1
Arbitration clause	17	7	22	7	5
Area of freedom, security and justice	1	2	1	0	2
Citizenship of the Union	1	1	0	0	1
Commercial policy	15	42	16	18	11
Common fisheries policy	0	1	0	0	5
Company law	1	0	0	0	0
Competition	16	39	36	16	27
Consumer protection	1	0	1	4	1
Customs union and Common Customs Tariff	0	3	1	0	0
Economic and monetary policy	11	24	22	104	134
Economic, social and territorial cohesion	1	3	0	5	0
Education, vocational training, youth and sport	1	0	0	0	0
Employment	1	0	0	0	0
Energy	4	5	4	8	10
Environment	9	9	11	9	12
External action by the European Union	5	1	0	2	1
Financial provisions (budget, financial framework, own resources, combating fraud)	5	7	2	3	1
Free movement of capital	1	0	0	0	0
Free movement of goods	0	0	1	1	0
Freedom of movement for persons	0	1	1	0	0
Freedom to provide services	0	3	0	1	0
Intellectual property	307	291	279	276	303
Law governing the institutions	105	46	44	49	546
Public health	19	21	11	19	17
Public procurement	15	20	15	11	16
Registration, evaluation, authorisation and restriction of chemicals (REACH Regulation)	9	2	6	3	3
Regulation of digital markets and services	0	0	0	1	4
Research and technological development and space	5	1	4	2	3
Restrictive measures (external action)	56	32	69	88	71
Social policy	6	4	4	3	0
State aid	65	48	127	82	99
Taxation	0	0	9	0	9
Trans-European networks	1	0	1	1	0
Transport	6	2	1	2	11
Total EC Treaty/TFEU	708	657	719	756	1 342
Staff Regulations	130	103	67	77	73
Special forms of procedure	113	98	118	89	112
OVERALL TOTAL	951	858	904	922	1 527

1| For 2025, the series of 404 cases that are essentially identical, T-620/23 to T-1023/23, had an impact on the number of completed cases in the subject area 'Institutional law'.

XIII. Completed cases – Bench hearing action (2021-2025) ¹

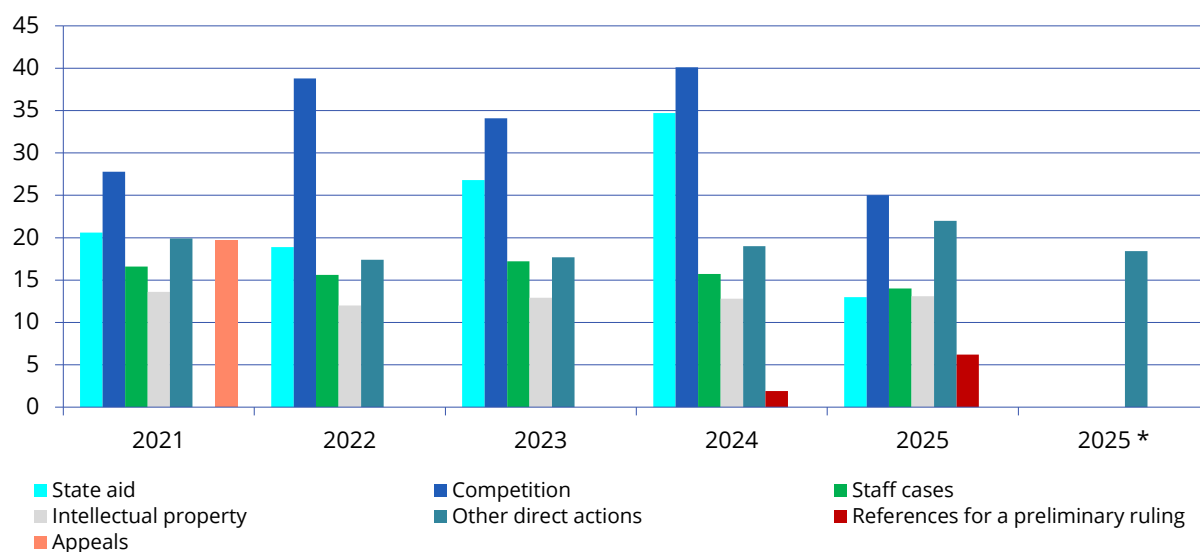
2025



Bench hearing action	2021		2022		2023		2024		2025	
	Judgments	Orders	Judgments	Orders	Judgments	Orders	Judgments	Orders	Judgments	Orders
Grand Chamber	0	0	1	0	1	1	5	4	2	0
Intermediate Chamber	0	0	0	0	0	0	0	0	2	0
Chamber giving preliminary rulings	0	0	0	0	0	0	0	1	5	8
President of the General Court	0	64	0	55	0	53	0	26	0	51
Vice-President of the General Court	0	0	0	0	0	0	0	1	0	0
Chambers (five judges)	73	14	92	8	113	10	163	23	485	45
Chambers (three judges)	489	308	394	306	407	311	402	293	428	501
Single judge	3	0	2	0	8	1	2	2	0	0
Total	565	386	489	369	529	375	572	350	605	1 527

¹ For 2025, the series of 404 cases that are essentially identical, T-620/23 to T-1023/23, had an impact on the number of cases closed by chambers of five judges.

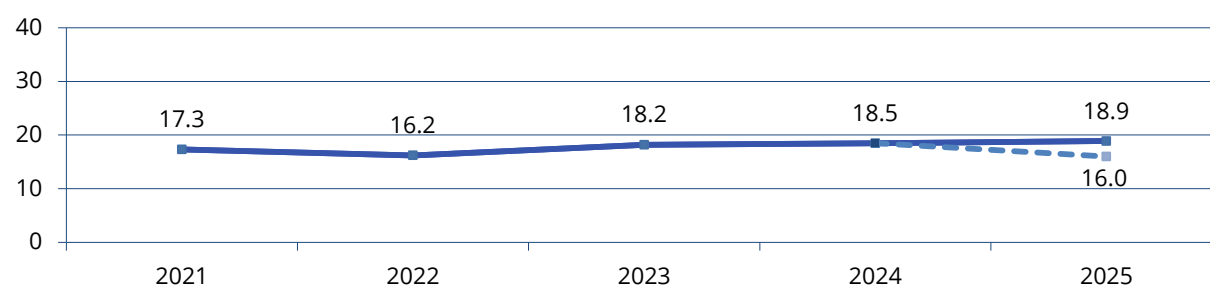
XIV. Completed cases – Duration of proceedings in months (2021-2025) ^{1 2} (Judgments and orders)



Nature or subject area of proceedings	2021	2022	2023	2024	2025	2025 *
State aid	20.6	18.9	26.8	34.7	13.0	
Competition	27.8	38.8	34.1	40.1	25.0	
Staff cases	16.6	15.6	17.2	15.7	14.0	
Intellectual property	13.6	12.0	12.9	12.8	13.1	
Other direct actions	19.9	17.4	17.7	19.0	22.0	18.4
References for a preliminary ruling	0.0	0.0	0.0	1.9	6.2	
Appeals	19.7	0.0	0.0	0.0	0.0	
All cases	17.3	16.2	18.2	18.5	18.9	16.0

* Figures for 2025 assuming that the series of 404 cases that are essentially identical, T-620/23 to T-1023/23, brought in October 2023 and completed in December 2025, are treated as a single case.

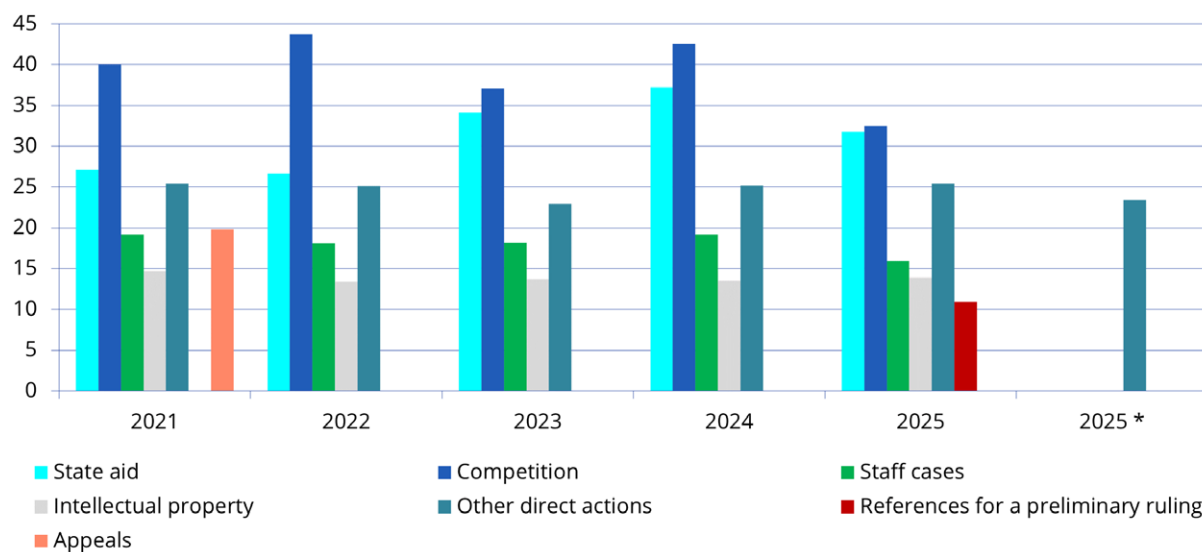
Duration of proceedings (in months) – All cases disposed of by way of judgment or order



1| The duration of proceedings is expressed in months and tenths of months. The calculation of the average duration of proceedings does not take account of: cases ruled upon by interlocutory judgment; special forms of procedure; appeals concerning interim measures or interventions; staff cases transferred to the General Court on 1 September 2016.

2| For the category 'References for a preliminary ruling', those figures include the period between the submission of the request for a preliminary ruling to the Court of Justice and its transmission to the General Court.

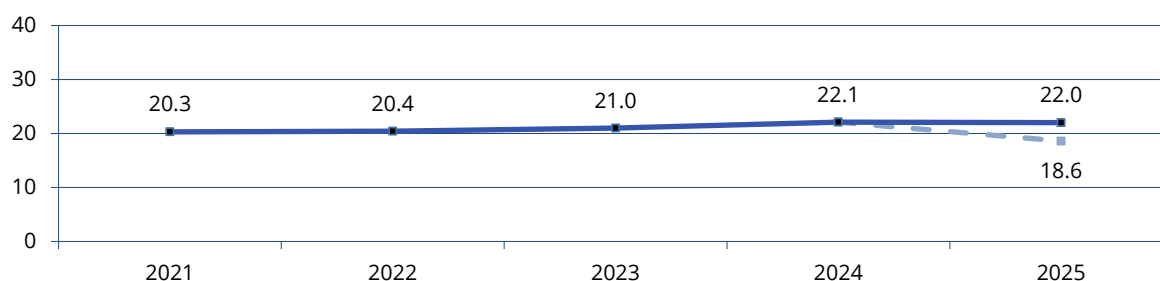
XV. Completed cases – Duration of proceedings in months (2021-2025) ^{1 2} (Judgments)



Nature or subject area of proceedings	2021	2022	2023	2024	2025	2025 *
State aid	27.1	26.6	34.1	37.2	31.8	
Competition	40	43.7	37.1	42.6	32.5	
Staff cases	19.2	18.1	18.2	19.2	15.9	
Intellectual property	14.7	13.4	13.7	13.5	13.9	
Other direct actions	25.4	25.1	22.9	25.2	25.4	23.4
References for a preliminary ruling	0	0	0	0	10.9	
Appeals	19.8	0	0	0	0	
All cases	20.3	20.4	21	22.1	22	18.6

* Figures for 2025 assuming that the series of 404 cases that are essentially identical, T-620/23 to T-1023/23, brought in October 2023 and completed in December 2025, are treated as a single case.

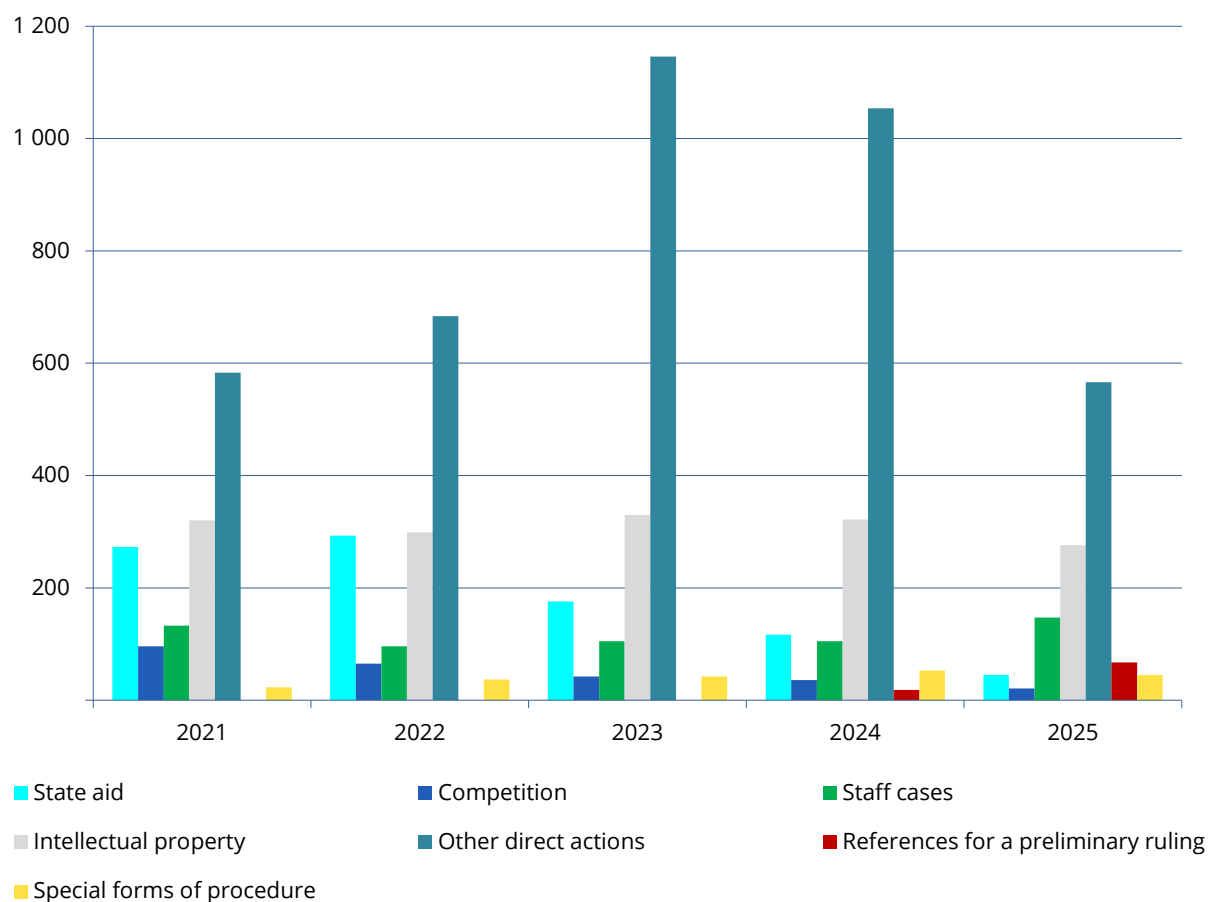
Duration of proceedings (in months) – All cases disposed of by way of judgment



1| The duration of proceedings is expressed in months and tenths of months. The calculation of the average duration of proceedings does not take account of: cases ruled upon by interlocutory judgment; special forms of procedure; appeals concerning interim measures or interventions; staff cases transferred to the General Court on 1 September 2016.

2| For the category 'References for a preliminary ruling', those figures include the period between the submission of the request for a preliminary ruling to the Court of Justice and its transmission to the General Court.

XVI. Cases pending as at 31 December – Nature or subject area of proceedings (2021-2025) ¹



Nature or subject area of proceedings	2021	2022	2023	2024	2025
State aid	273	293	176	117	45
Competition	96	65	42	36	21
Staff cases	133	96	105	105	147
Intellectual property	320	299	330	322	276
Other direct actions	583	684	1 146	1 054	566
References for a preliminary ruling	0	0	0	18	67
Special forms of procedure	23	37	42	53	45
Total	1 428	1 474	1 841	1 705	1 167

¹ | With respect to 2023 and 2024, the series of 404 essentially identical cases, T-620/23 to T-1023/23, has had an impact on the number of cases pending in the category of 'Other direct actions'.

XVII. Cases pending as at 31 December – Subject matter (2021-2025) ¹

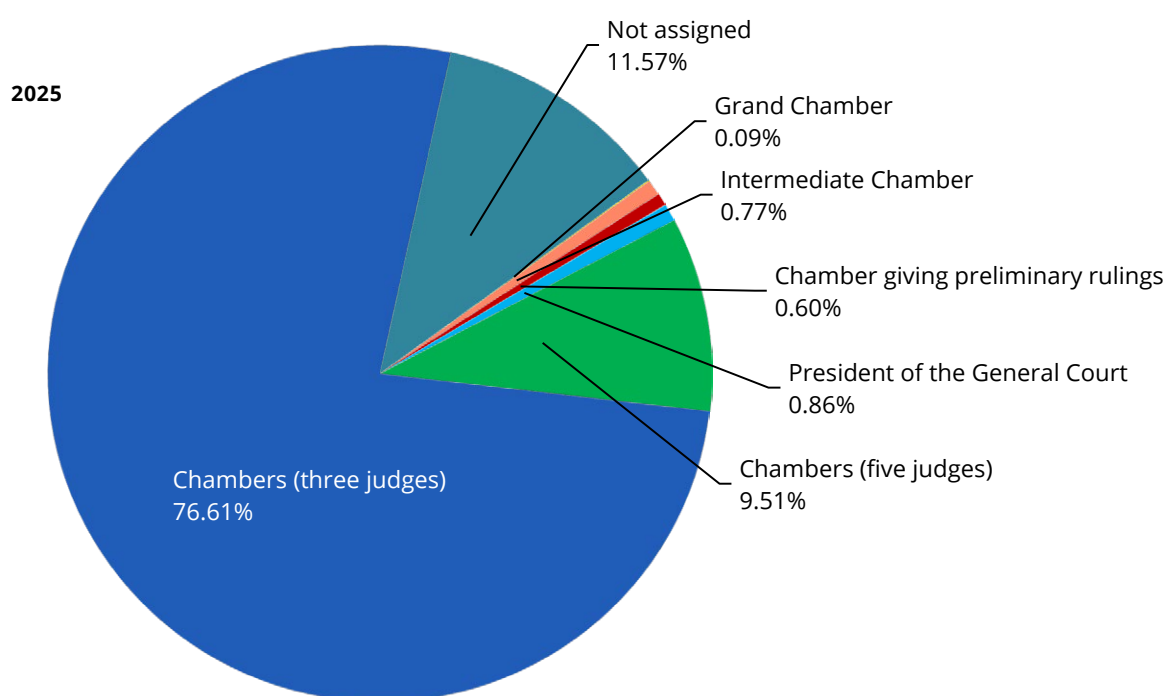
Subject matter	2021	2022	2023	2024	2025
Access to documents	44	30	35	41	40
Accession of new States	0	0	1	1	0
Agriculture	23	30	30	30	31
Approximation of laws	0	0	0	1	0
Arbitration clause	18	27	11	12	21
Area of freedom, security and justice	2	1	1	3	1
Citizenship of the Union	1	0	0	1	0
Commercial policy	63	33	29	18	26
Common fisheries policy	1	4	5	7	3
Common foreign and security policy	0	0	0	1	3
Competition	96	65	42	36	21
Consumer protection	5	5	4	1	1
Customs union and Common Customs Tariff	3	1	0	0	1
Economic and monetary policy	179	204	238	167	46
Economic, social and territorial cohesion	3	4	5	0	1
Energy	17	17	21	16	8
Environment	16	22	20	22	63
External action by the European Union	3	2	2	0	2
Financial provisions (budget, financial framework, own resources, combating fraud)	8	4	8	7	9
Free movement of goods	1	2	1	2	17
Freedom to provide services	2	0	1	0	0
Intellectual property	320	299	330	322	276
Law governing the institutions	86	116	541	551	88
Public health	19	19	32	24	20
Public procurement	25	22	19	28	37
Registration, evaluation, authorisation and restriction of chemicals (REACH Regulation)	6	7	6	3	1
Regulation of digital markets and services	0	0	6	13	16
Research and technological development and space	2	5	3	4	1
Restrictive measures (external action)	51	122	116	91	125
Social policy	2	4	1	0	0
State aid	273	293	176	117	45
Taxation	0	1	1	15	40
Trans-European networks	1	1	1	0	0
Transport	2	0	1	5	15
Total EC Treaty/TFEU	1 272	1 340	1 687	1 539	958
Staff Regulations	133	97	112	113	164
Special forms of procedure	23	37	42	53	45
OVERALL TOTAL	1 428	1 474	1 841	1 705	1 167

¹ | With respect to 2023 and 2024, the series of 404 essentially identical cases, T-620/23 to T-1023/23, has had an impact on the number of cases pending in the field of 'Law governing the institutions'.

XVIII. References for a preliminary ruling pending as at 31 December – Subject matter (2024-2025)

Subject matter	2024	2025
Environment – Greenhouse gas emission allowance trading	0	1
Free movement of goods – Customs Code	1	9
Free movement of goods –Tariff classification	1	8
Taxation – Excise duties	6	9
Taxation – Value added tax	8	28
Transport – Compensation and assistance to passengers	2	12
Total EC Treaty/TFEU	18	67

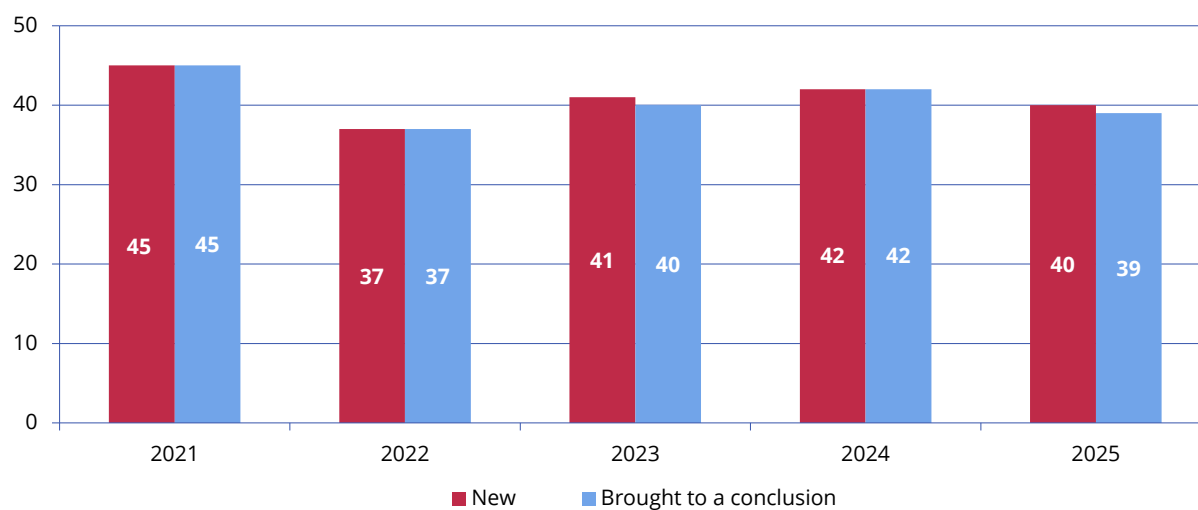
XIX. Cases pending as at 31 December – Bench hearing action (2021-2025) ¹



Bench hearing action	2021	2022	2023	2024	2025
Grand Chamber	0	1	6	2	1
Intermediate Chamber	0	0	0	0	9
Chamber giving preliminary rulings	0	0	0	12	7
President of the General Court	1	0	2	6	10
Chambers (five judges)	106	206	219	113	111
Chambers (three judges)	1 261	1 161	1 519	1 464	894
Single judge	0	7	3	0	0
Not assigned	60	99	92	108	135
Total	1 428	1 474	1 841	1 705	1 167

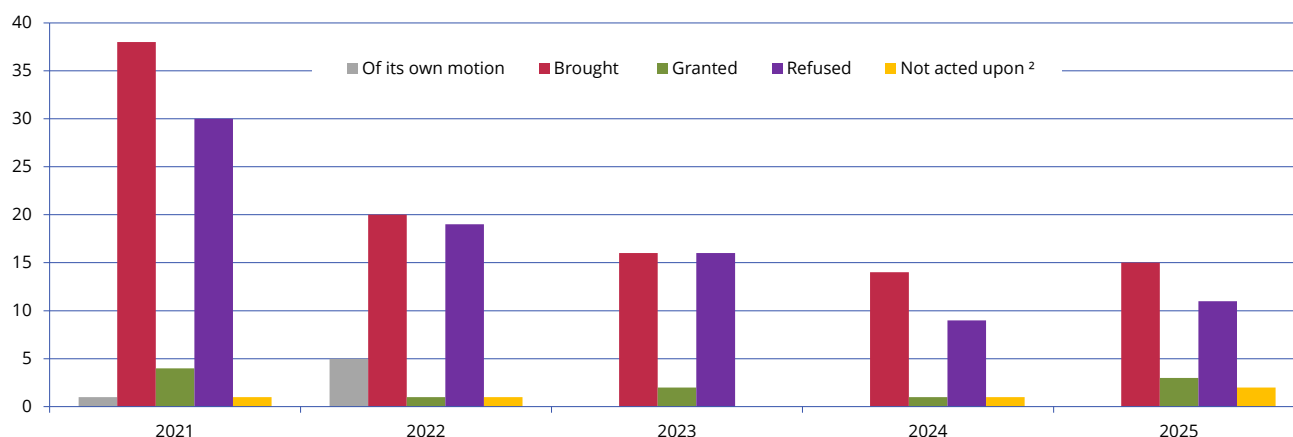
¹ | With respect to 2023 and 2024, the series of 404 essentially identical cases, T-620/23 to T-1023/23, has had an impact on the number of cases pending before chambers of three judges

XX. Miscellaneous – Proceedings for interim measures (2021-2025)



Subject matter	2025				
	New applications for interim measures	Applications for interim measures brought to a conclusion	Outcome: Granted	Outcome: Removed from the register/no need to adjudicate	Outcome: Dismissed
Access to documents	5	5	0	0	5
Arbitration clause	2	3	0	2	1
Area of freedom, security and justice	0	1	0	0	1
Competition	0	1	0	1	0
Economic and monetary policy	3	0	0	0	0
Environment	1	0	0	0	0
External action by the European Union	1	1	0	1	0
Law governing the institutions	2	2	0	2	0
Public health	5	4	0	0	4
Public procurement	10	10	1	2	7
Registration, evaluation, authorisation and restriction of chemicals (REACH Regulation)	1	1	0	0	1
Regulation of digital markets and services	0	1	0	0	1
Restrictive measures (external action)	6	4	0	1	3
Staff Regulations	2	3	0	0	3
State aid	1	2	0	1	1
Transport	1	1	0	0	1
Total	40	39	1	10	28

XXI. Miscellaneous – Expedited procedures (2021-2025) ¹



Subject matter	2021					2022					2023					2024					2025				
	Of its own motion	Brought	Outcome / Granted	Outcome / Refused	Outcome / Not acted upon ²	Of its own motion	Brought	Outcome / Granted	Outcome / Refused	Outcome / Not acted upon ²	Of its own motion	Brought	Outcome / Granted	Outcome / Refused	Outcome / Not acted upon ²	Of its own motion	Brought	Outcome / Granted	Outcome / Refused	Outcome / Not acted upon ²	Of its own motion	Brought	Outcome / Granted	Outcome / Refused	Outcome / Not acted upon ²
Access to documents	0	2	0	2	0	0	0	0	0	0	0	0	0	0	0	0	1	0	1	0	0	0	0	0	0
Arbitration clause	0	0	0	0	0	0	0	0	0	0	0	1	0	1	0	0	0	0	0	0	0	0	0	0	0
Area of freedom, security and justice	0	0	0	0	0	0	1	0	1	0	0	0	0	0	0	0	1	0	0	0	0	0	0	1	0
Commercial policy	0	3	0	3	0	0	0	0	0	0	0	0	0	0	0	0	0	0	0	0	0	1	0	1	0
Competition	0	6	2	4	0	0	0	0	0	0	0	2	0	2	0	0	1	1	0	0	0	2	0	2	0
Customs union and Common Customs Tariff	0	1	0	1	0	0	0	0	0	0	0	0	0	0	0	0	0	0	0	0	0	0	0	0	0
Economic and monetary policy	0	1	0	0	0	0	1	0	1	1	0	2	0	2	0	0	0	0	0	0	0	0	0	0	0
Economic, social and territorial cohesion	0	0	0	0	0	4	0	0	0	0	0	0	0	0	0	0	0	0	0	0	0	0	0	0	0
Environment	0	0	0	0	0	0	0	0	0	0	0	0	0	0	0	0	4	0	3	0	0	0	0	0	0
Law governing the institutions	0	2	0	1	1	0	1	0	1	0	0	0	0	0	0	0	2	0	0	1	0	3	1	1	1
Public health	1	11	2	8	0	0	3	0	3	0	0	3	0	4	0	0	0	0	0	0	0	1	0	0	0

>>>

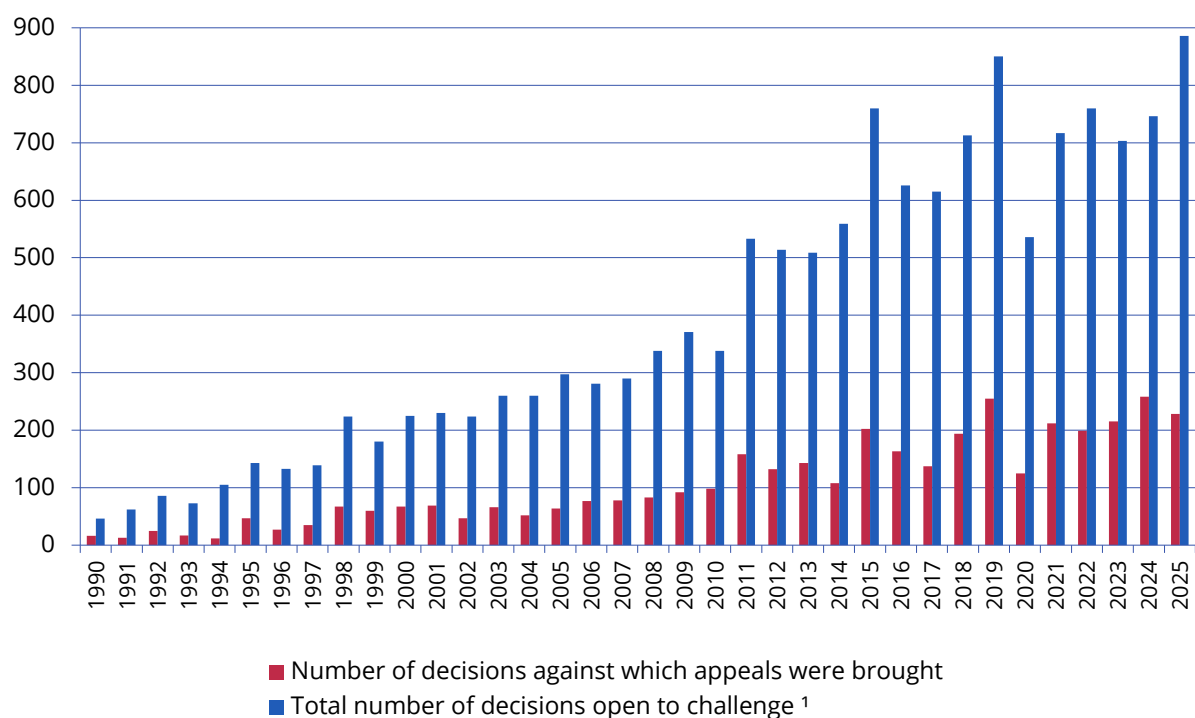
¹ The General Court may decide to deal with a case before it under an expedited procedure at the request of a main party or, since 1 July 2015, of its own motion.

² The category 'Not acted upon' covers the following instances: withdrawal of the application for expedition, discontinuance of the action and cases in which the action is disposed of by way of order before the application for expedition has been ruled upon.

Subject matter	2021					2022					2023					2024					2025				
	Of its own motion in 2021	Brought in 2021	Outcome in 2021 / Granted	Outcome in 2021 / Refused	Outcome in 2021 / Not acted upon ²	Of its own motion in 2022	Brought in 2022	Outcome in 2022 / Granted	Outcome in 2022 / Refused	Outcome in 2022 / Not acted upon ²	Of its own motion in 2023	Brought in 2023	Outcome in 2023 / Granted	Outcome in 2023 / Refused	Outcome in 2023 / Not acted upon ²	Of its own motion in 2024	Brought in 2024	Outcome in 2024 / Granted	Outcome in 2024 / Refused	Outcome in 2024 / Not acted upon ²	Of its own motion in 2025	Brought in 2025	Outcome in 2025 / Granted	Outcome in 2025 / Refused	Outcome in 2025 / Not acted upon ²
Public procurement	0	2	0	0	0	0	0	1	1	0	0	1	1	0	0	0	0	0	0	0	0	3	0	2	1
Registration, evaluation, authorisation and restriction of chemicals (REACH Regulation)	0	0	0	0	0	0	0	0	0	0	0	1	0	0	0	0	0	0	1	0	0	0	0	0	0
Regulation of digital markets and services	0	0	0	0	0	0	0	0	0	0	0	1	1	0	0	0	1	0	1	0	0	0	0	0	0
Restrictive measures (external action)	0	1	0	1	0	1	13	0	11	0	0	3	0	5	0	0	3	0	2	0	0	5	2	4	0
Staff Regulations	0	2	0	3	0	0	1	0	1	0	0	2	0	2	0	0	0	0	0	0	0	0	0	0	0
State aid	0	7	0	7	0	0	0	0	0	0	0	0	0	0	0	0	0	0	0	0	0	0	0	0	0
Transport	0	0	0	0	0	0	0	0	0	0	0	0	0	0	0	0	1	0	1	0	0	0	0	0	0
Total	1	38	4	30	1	5	20	1	19	1	0	16	2	16	0	0	14	1	9	1	0	15	3	11	2

2] The category 'Not acted upon' covers the following instances: withdrawal of the application for expedition, discontinuance of the action and cases in which the action is disposed of by way of order before the application for expedition has been ruled upon.

XXII. Miscellaneous – Appeals against decisions of the General Court to the Court of Justice (1990-2025)



Year	Number of decisions against which appeals were brought	Total number of decisions open to challenge ¹	Percentage of decisions against which appeals were brought
1990	16	46	35%
1991	13	62	21%
1992	25	86	29%
1993	17	73	23%
1994	12	105	11%
1995	47	143	33%
1996	27	133	20%
1997	35	139	25%
1998	67	224	30%
1999	60	180	33%
2000	67	225	30%
2001	69	230	30%
2002	47	224	21%
2003	66	260	25%
2004	52	260	20%
2005	64	297	22%
2006	77	281	27%
2007	78	290	27%
2008	83	338	25%
2009	92	371	25%

>>>

1] Total number of decisions open to challenge – judgments, orders concerning interim measures or refusing leave to intervene and all orders terminating proceedings other than those removing a case from the register or transferring a case – in respect of which the period for bringing an appeal expired or against which an appeal was brought.

Year	Number of decisions against which appeals were brought	Total number of decisions open to challenge ¹	Percentage of decisions against which appeals were brought
2010	98	338	29%
2011	158	533	30%
2012	132	514	26%
2013	143	509	28%
2014	108	559	19%
2015	202	760	27%
2016	163	626	26%
2017	137	615	22%
2018	194	713	27%
2019	255	850	30%
2020	125	536	23%
2021	212	717	30%
2022	199	760	26%
2023	215	703	31%
2024	258	746	35%
2025	228	886	26%

1| Total number of decisions open to challenge – judgments, orders concerning interim measures or refusing leave to intervene and all orders terminating proceedings other than those removing a case from the register or transferring a case – in respect of which the period for bringing an appeal expired or against which an appeal was brought.

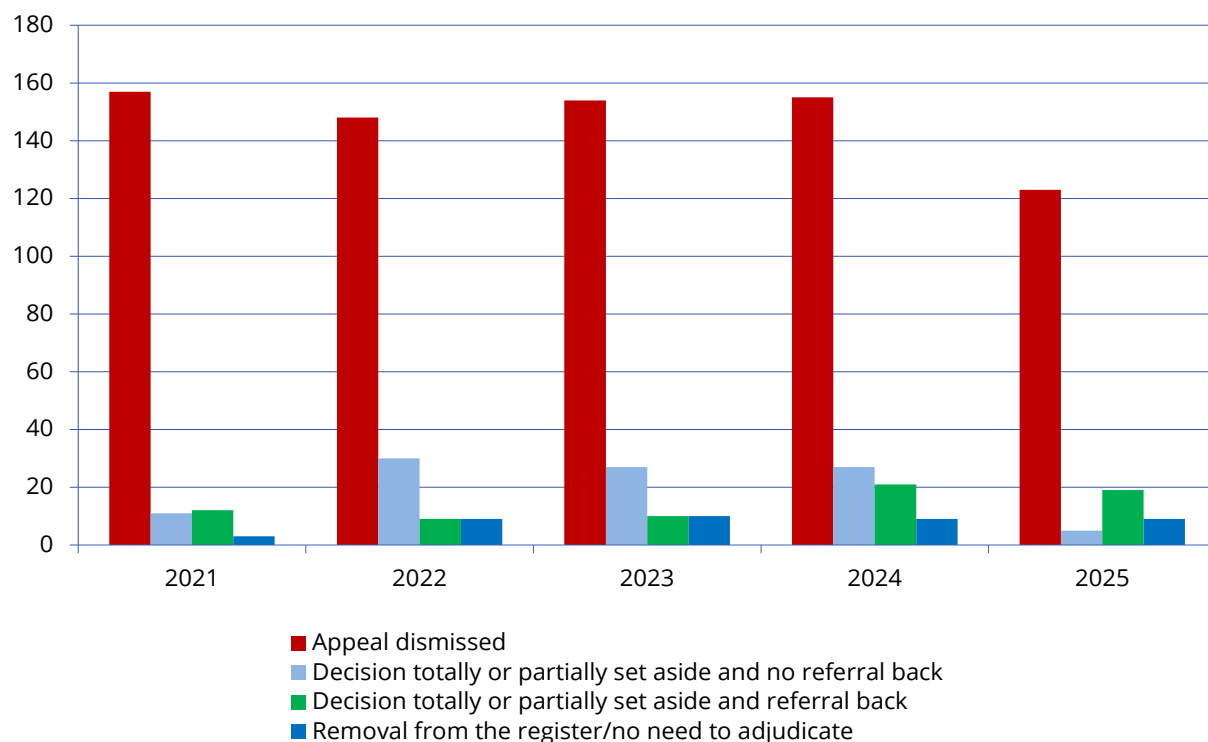
**XXIII. Miscellaneous – Distribution of appeals before the Court of Justice
according to the nature or subject area of the proceedings (2021-2025)**

Nature or subject area of proceedings	2021			2022			2023			2024			2025		
	Decisions against which appeals were brought in 2021	Decisions open to challenge in 2021	Appeals as a percentage in 2021	Decisions against which appeals were brought in 2022	Decisions open to challenge in 2022	Appeals as a percentage in 2022	Decisions against which appeals were brought in 2023	Decisions open to challenge in 2023	Appeals as a percentage in 2023	Decisions against which appeals were brought in 2024	Decisions open to challenge in 2024	Appeals as a percentage in 2024	Decisions against which appeals were brought in 2025	Decisions open to challenge in 2025	Appeals as a percentage in 2025
State aid	28	44	64%	16	37	43%	30	59	51%	18	37	49%	12	74	16%
Competition	11	19	58%	21	31	68%	17	37	46%	22	26	85%	5	22	23%
Staff cases	26	94	28%	31	116	27%	17	65	26%	25	68	37%	20	65	31%
Intellectual property	60	279	22%	41	271	15%	51	257	20%	31	230	13%	39	304	13%
Other direct actions	85	279	30%	82	297	28%	100	285	35%	161	384	42%	146	415	35%
Appeals	0	0	0%	1	1	100%	0	0	0%	0	0	0%	0	0	0%
Special forms of procedure	2	2	100%	7	7	100%	0	0	0%	1	1	100%	6	6	100%
Total	212	717	30%	199	760	26%	215	703	31%	258	746	35%	228	886	26%

**XXIV. Miscellaneous – Results of appeals before the Court of Justice (2025)
(Judgments and orders)**

Subject matter	Appeal dismissed	Decision totally or partially set aside and no referral back	Decision totally or partially set aside and referral back	Removal from the register/no need to adjudicate	Total
Access to documents	1	0	0	0	1
Agriculture	4	1	0	1	6
Approximation of laws	2	0	0	0	2
Arbitration clause	4	0	0	0	4
Commercial policy	1	0	2	0	3
Common foreign and security policy	8	0	0	4	12
Competition	11	0	0	1	12
Economic and monetary policy	14	0	2	0	16
Energy	2	0	1	0	3
Environment	4	0	0	0	4
Free movement of goods	1	0	0	0	1
Intellectual property	33	0	2	0	35
Law governing the institutions	5	0	4	1	10
Public health	5	0	1	0	6
Public procurement	3	0	2	0	5
Registration, evaluation, authorisation and restriction of chemicals (REACH Regulation)	2	0	0	0	2
Staff Regulations	9	2	0	0	11
State aid	13	2	5	2	22
Taxation	1	0	0	0	1
Total	123	5	19	9	156

XXV. Miscellaneous – Results of appeals before the Court of Justice (2021-2025) (Judgments and orders)



Results of appeals before the Court of Justice	2021	2022	2023	2024	2025
Appeal dismissed	157	148	154	155	123
Decision totally or partially set aside and no referral back	11	30	27	27	5
Decision totally or partially set aside and referral back	12	9	10	21	19
Removal from the register/no need to adjudicate	3	9	10	9	9
Total	183	196	201	212	156

XXVI. Miscellaneous – General trend (1989-2025)

Year	New cases ¹	Completed cases ²	Cases pending on 31 December
1989	169	1	168
1990	59	82	145
1991	95	67	173
1992	123	125	171
1993	596	106	661
1994	409	442	628
1995	253	265	616
1996	229	186	659
1997	644	186	1 117
1998	238	348	1 007
1999	384	659	732
2000	398	343	787
2001	345	340	792
2002	411	331	872
2003	466	339	999
2004	536	361	1 174
2005	469	610	1 033
2006	432	436	1 029
2007	522	397	1 154
2008	629	605	1 178
2009	568	555	1 191
2010	636	527	1 300
2011	722	714	1 308
2012	617	688	1 237
2013	790	702	1 325
2014	912	814	1 423
2015	831	987	1 267
2016	974	755	1 486
2017	917	895	1 508
2018	834	1 009	1 333
2019	939	874	1 398
2020	847	748	1 497
2021	882	951	1 428
2022	904	858	1 474
2023	1 271	904	1 841
2024	786	922	1 705
2025	989	1 527	1 167
Total	21 826	20 659	

1| 1989: the Court of Justice referred 153 cases to the newly created Court of First Instance (now the General Court).

1993: the Court of Justice referred 451 cases as a result of the first extension of the jurisdiction of the Court of First Instance.

1994: the Court of Justice referred 14 cases as a result of the second extension of the jurisdiction of the Court of First Instance.

2004-2005: the Court of Justice referred 25 cases as a result of the third extension of the jurisdiction of the Court of First Instance.

2016: on 1 September 2016, 139 staff cases were transferred to the General Court.

For 2023 to 2025, the series of 404 cases that are essentially identical, T-620/23 to T-1023/23, had an impact on the number of new cases (2023), pending cases (2023 and 2024) and completed cases (2025).

2| 2005-2006: the Court of First Instance referred 118 cases to the newly created Civil Service Tribunal.

XXVII. Activity of the Registry of the General Court (2021-2025)

Type of act	2021	2022	2023	2024	2025
Number of entries in the register of the Registry ¹	56 830	60 961	62 019	53 862	51 682
Applications initiating proceedings ²	882	904	1 271	767	924
Rate of regularisation of the applications initiating proceedings ³	41.2%	31.96%	22.9%	38.07%	44.37%
Requests for a preliminary ruling	0	0	0	19	65
Written pleadings (other than applications)	4 385	4 888	5 264	4 136	4 106
Applications to intervene	306	265	350	243	451
Requests for confidential treatment (of data contained in procedural documents) ⁴	253	371	744	199	212
Draft orders prepared by the Registry ⁵ (manifest inadmissibility before service, stay/resumption, joinder of cases, joinder of a plea of inadmissibility with the substance of the case, uncontested intervention, removal from the register, finding of no need to adjudicate in intellectual property cases, reopening of the oral part of the procedure and rectification)	371	344	345	252	377
Chamber conferences	338	352	334	346	331
Minutes of hearings	251	250	297	238	274

1] This number gives an indication of the volume of the workload of the service. In the context of direct actions, each entry corresponds to a single incoming or outgoing document, with service being effected on only a limited number of parties to a dispute (applicant, defendant and, as the case may be, intervener(s)). In the context of preliminary ruling cases, each entry is counted only once, even if an entry covers letters sent to several dozen addressees, as is the case for service of requests for a preliminary ruling on interested persons. Unlike the practice of the Registry of the Court of Justice, the decision was made to continue to count strictly the number of entries in the register, rather than the number of documents.

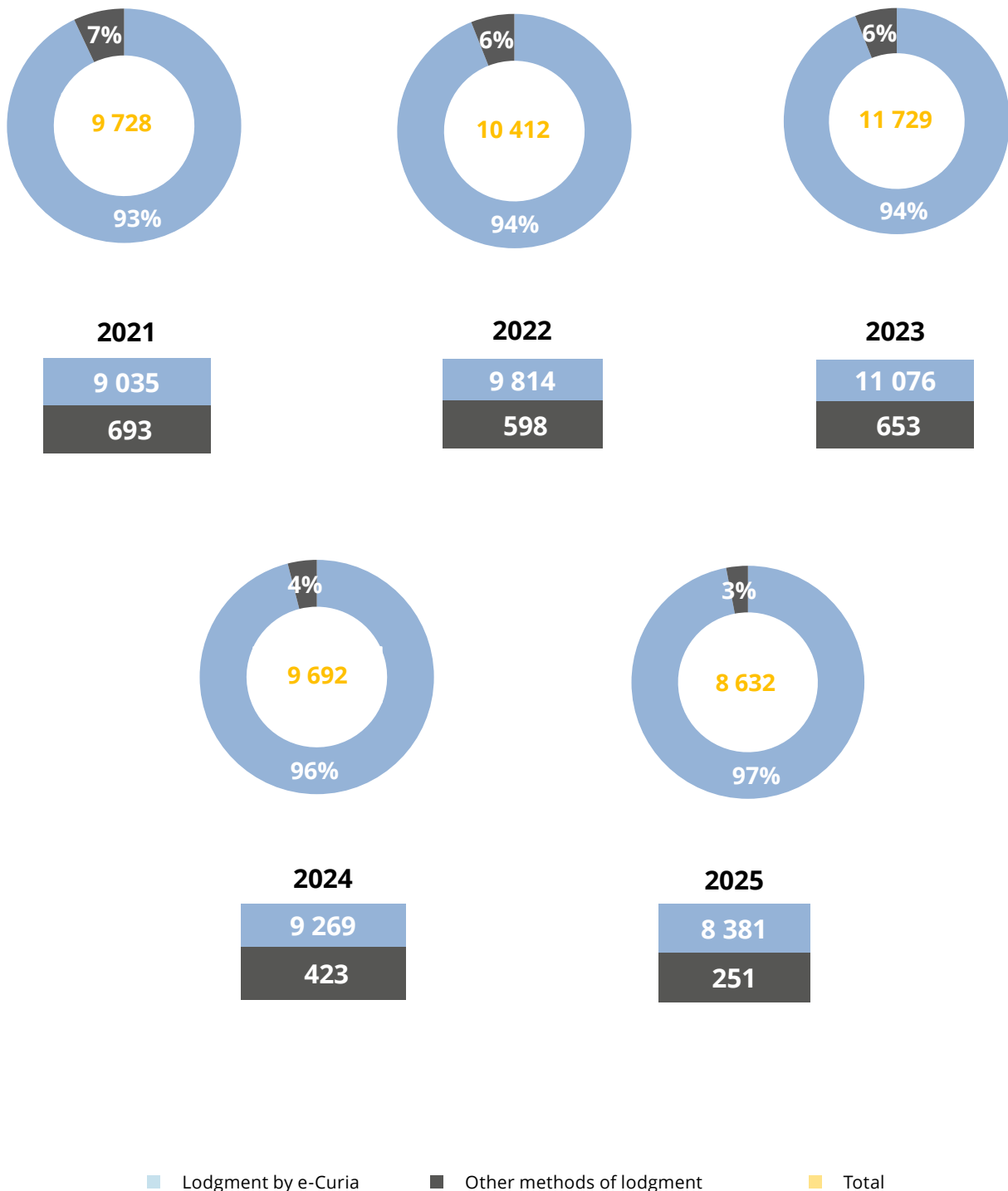
2] Any written pleadings lodged (including applications) must be entered in the register, placed on the case file, put in order where appropriate, communicated to the judges' chambers with a transmission sheet, which is sometimes detailed, then possibly translated and, lastly, served on the parties. For 2023, the series of 404 cases that are essentially identical, T-620/23 to T-1023/23, had an impact on the number of new cases.

3] Where an application initiating proceedings (or any other written pleading) does not comply with certain requirements, the Registry ensures that it is put in order, as provided in the Rules of Procedure. In 2023, the series of 404 cases that are essentially identical, T-620/23 to T-1023/23, had an impact on the rate of regularisation of applications initiating proceedings. Excluding this series of cases, 33.5% of applications initiating proceedings would have been subject to a request for regularisation.

4] The number of requests for confidentiality is without prejudice to the amount of data contained in one or more pleadings for which confidential treatment is requested. For 2023, the series of 404 cases that are essentially identical, T-620/23 to T-1023/23, had an impact on the number of requests for the omission of data.

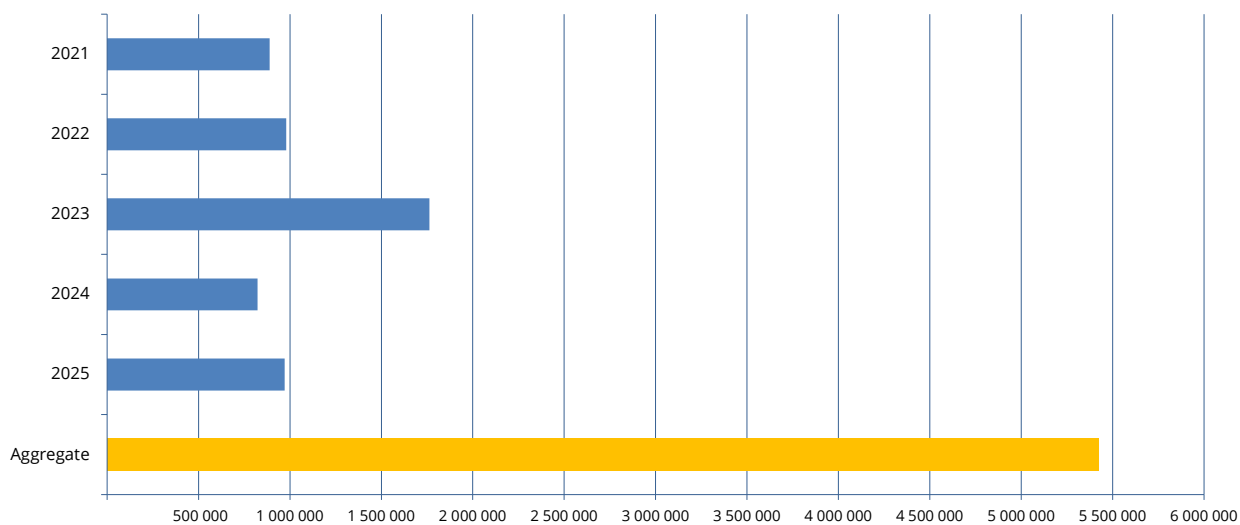
5] Since 1 July 2015 and 1 September 2024, the dates on which the successive changes to the Rules of Procedure of the General Court came into force, certain decisions that were previously taken in the form of orders have been taken in the form of a simple decision added to the case file (since 1 July 2015: stay/resumption, joinder of cases, intervention by a Member State or an institution where confidentiality is not raised; since 1 September 2024: joinder of cases where confidentiality is raised, reopening of the oral part, reserving of decisions on preliminary objections and issues).

XXVIII. Methods of lodging procedural documents before the General Court (2021-2025) ¹



¹ Since 1 December 2018, e-Curia has become the mandatory means of exchanging documents with the representatives of the parties in all direct actions before the General Court (without prejudice to the exceptions under the rules).

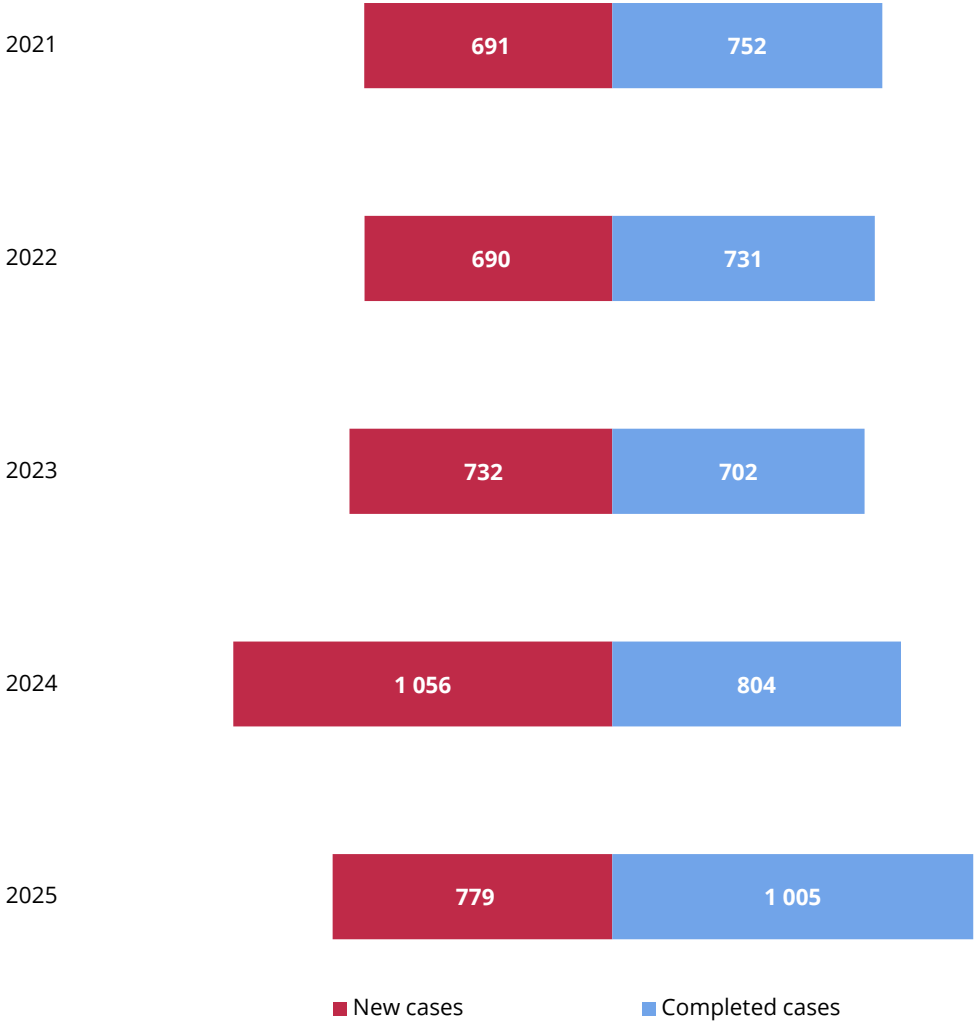
XXIX. Pages lodged by e-Curia (2021-2025) ¹



Year	Pages lodged by e-Curia
2021	889 353
2022	979 676
2023	1 762 453
2024	822 290
2025	971 035
Aggregate	5 424 807

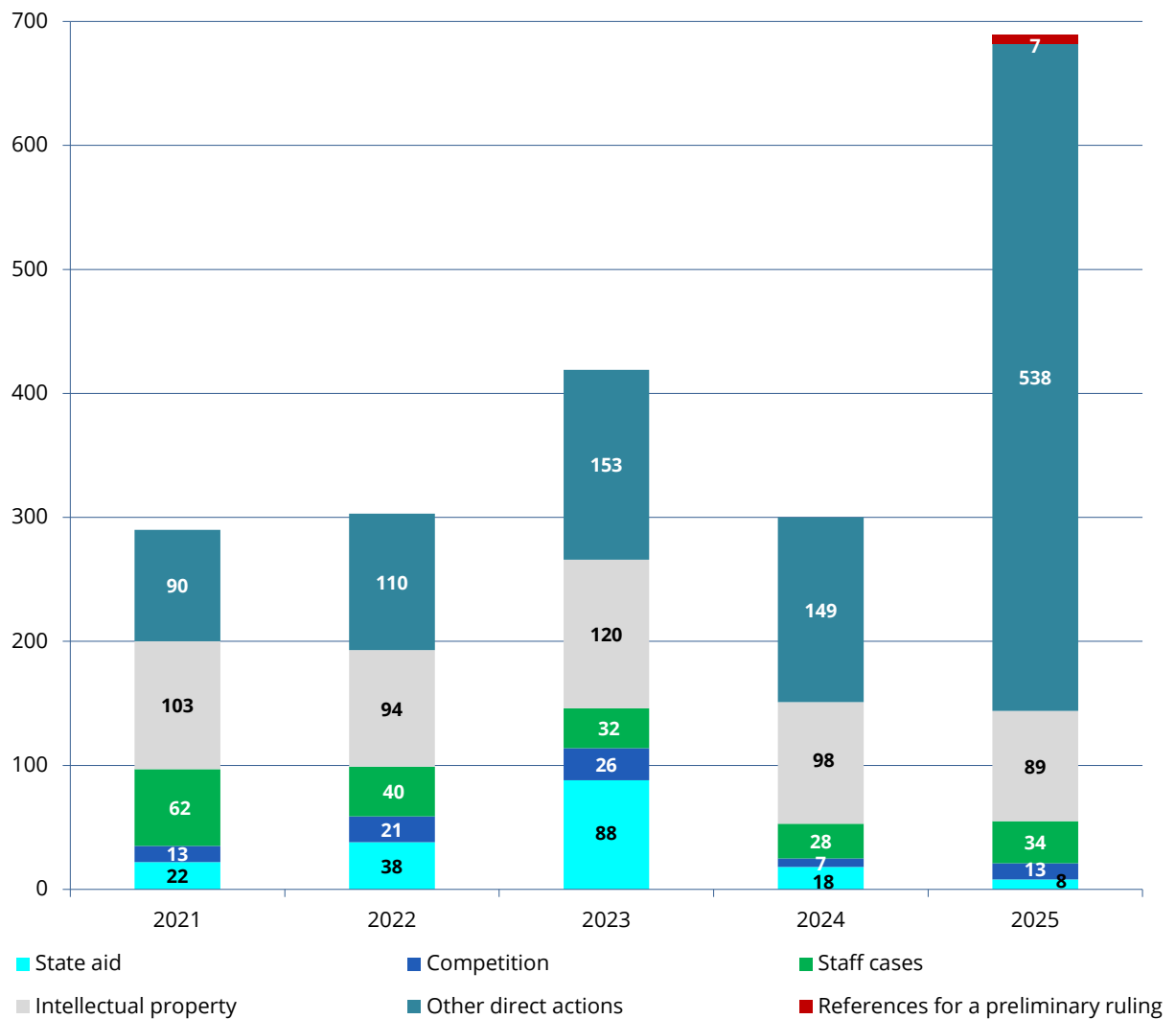
¹ With respect to 2023, the series of 404 essentially identical cases, T-620/23 to T-1023/23, has had an impact on the number of pages lodged by e-Curia. Accordingly, 682 309 pages in total were lodged in October 2023 alone.

XXX. Notices in the *Official Journal of the European Union* (2021-2025) ^{1 2}



1| In accordance with the Rules of Procedure (Articles 79 and 122), notices concerning new applications and decisions which close the proceedings must be published in the *Official Journal of the European Union*.
 2| The series of 404 cases that are essentially identical, T-620/23 to T-1023/23, had an impact on the number of notices regarding new cases published in 2024.

XXXI. Cases pleaded (2021-2025) ^{1 2}

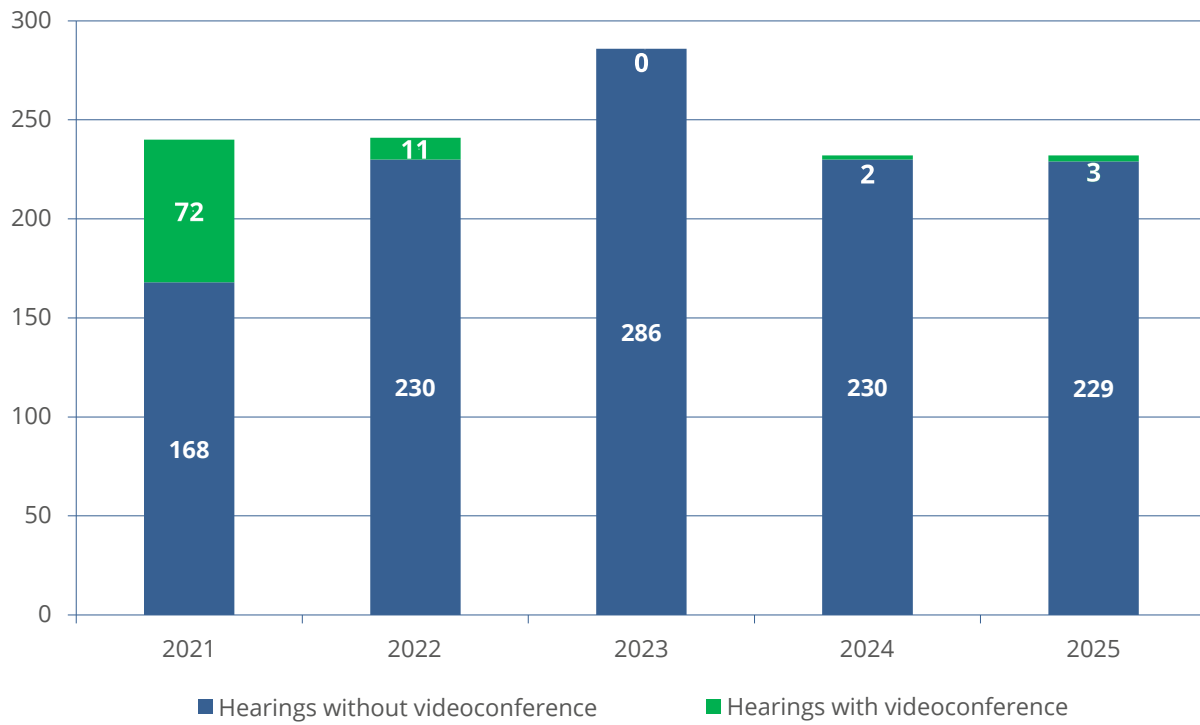


Year	Cases pleaded
2021	290
2022	303
2023	419
2024	300
2025	689

1] The number of cases pleaded is calculated irrespective of the joinder of cases and of joint hearings.

2] For 2025, the series of 404 cases that are essentially identical, T-620/23 to T-1023/23, had an impact on the number of cases heard in the 'Other direct actions' category.

XXXII. Hearings (2021-2025) ¹



Year	Hearings
2021	240
2022	241
2023	286
2024	232
2025	232

1| The number of hearings takes account of the joinder of cases and of joint hearings (a hearing in joined cases or a joint hearing = one hearing).



Court of Justice
L-2925 Luxembourg
Tel. +352 4303-1

General Court
L-2925 Luxembourg
Tel. +352 4303-1

The Court on the internet:
curia.europa.eu

Text completed in February 2026 / Figures correct as at 31.12.2025

Layout: Court of Justice of the European Union | Communications Directorate |
Publications and Electronic Media Unit, 2026

All photos © European Union unless otherwise stated.

Any use or reproduction of photos or other material of which the European Union is not the copyright holder is prohibited without the authorisation of the copyright holders.

Neither the Court of Justice of the European Union nor any person acting on behalf of the Institution may be held responsible for any use that may be made of the information contained herein.

Reuse is authorised provided the source is acknowledged.

© European Union, 2026



COURT OF JUSTICE
OF THE EUROPEAN UNION

Directorate for Communication
Publications and Electronic Media Unit

March 2026



PDF QD-01-26-005-EN-N
PRINT QD-01-26-005-EN-C

ISBN 978-92-829-5251-1
ISBN 978-92-829-5252-8

ISSN 2812-3549
ISSN 2812-3719

doi: 10.2862/4932257
doi: 10.2862/8119136