



COURT OF JUSTICE
OF THE EUROPEAN UNION

Annual Report 2025

Statistics concerning the judicial activity of the Court of Justice



Statistics concerning the judicial activity of the Court of Justice

I. General activity of the Court of Justice – New cases, completed cases, cases pending (2021-2025)	4
II. New cases – Nature of proceedings (2021-2025)	5
III. New cases – Subject matter of the action (2021-2025)	6
IV. New cases – Subject matter of the action (2025)	8
V. New cases – References for a preliminary ruling by Member State (2021-2025)	10
VI. New cases – Actions for failure of a Member State to fulfil its obligations (2021-2025)	11
VII. Completed cases – Nature of proceedings (2021-2025)	12
VIII. Completed cases – Judgments, opinions, orders (2025)	13
IX. Cases completed by judgments, by opinions or by orders involving a judicial determination – Bench hearing action (2021-2025)	14
X. Completed cases in which an Opinion was delivered – Nature of proceedings (2021–2025)	15
XI. Cases completed by judgments, by opinions or by orders involving a judicial determination – Subject matter of the action (2021-2025)	16
XII. Cases completed by judgments, by opinions or by orders involving a judicial determination – Subject matter of the action (2025)	18
XIII. Completed cases in which an Opinion was delivered – Subject matter of the action (2021-2025)	20
XIV. Completed cases – Judgments concerning failure of a Member State to fulfil its obligations: outcome (2021-2025)	22
XV. Completed cases – Appeals: outcome (2021-2025)	23
XVI. Completed cases – Duration of proceedings in months (2021-2025) (judgments and orders involving a judicial determination)	24
XVII. Cases pending as at 31 December – Nature of proceedings (2021-2025)	25
XVIII. Cases pending as at 31 December – Bench hearing action (2021-2025)	26
XIX. Expedited procedures (2021-2025)	27
XX. Urgent preliminary ruling procedure (2021-2025)	28
XXI. Proceedings for interim measures (2021-2025)	29
XXII. Appeals referred to in Article 58a of the Statute (2021-2025)	30
XXIII. General trend in the work of the Court (1952-2025) – New cases and judgments or opinions	31
XXIV. General trend in the work of the Court (1952-2025) – New references for a preliminary ruling by Member State per year	33

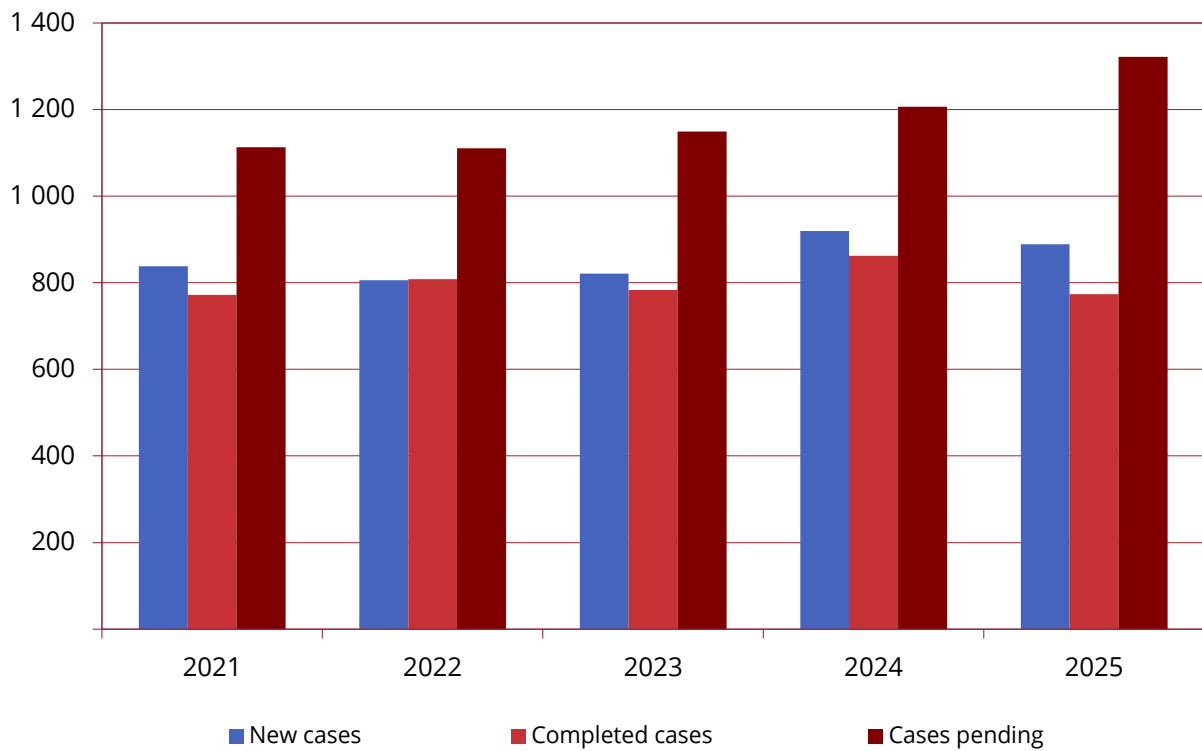
XXV. General trend in the work of the Court (1952-2025) –
New references for a preliminary ruling by Member State and by court or tribunal 35

XXVI. General trend in the work of the Court (1952-2025) –
Actions for failure to fulfil obligations brought against the Member States 38

XXVII. Activity of the Registry of the Court of Justice (2021-2025) 39

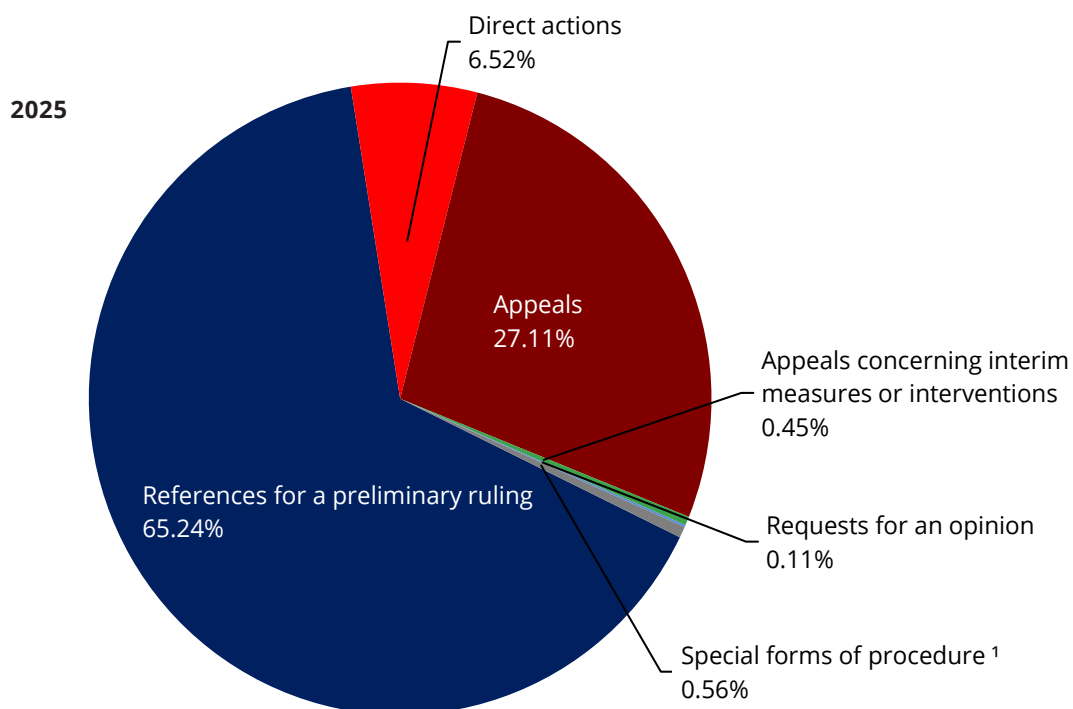
XXVIII. Requests for a preliminary ruling under Article 50b of the Statute (2024-2025) 40

**I. General activity of the Court of Justice –
New cases, completed cases, cases pending (2021-2025)**



General overview	2021	2022	2023	2024	2025
New cases	838	806	821	920	889
Completed cases	772	808	783	862	774
Cases pending	1 113	1 111	1 149	1 207	1 322

II. New cases – Nature of proceedings (2021-2025)



Nature of proceedings	2021	2022	2023	2024	2025
References for a preliminary ruling	567	546	518	573	580
Direct actions	29	37	60	53	58
Appeals	223	193	213	265	241
Appeals concerning interim measures or interventions	9	16	18	12	4
Requests for an opinion	0	0	0	1	1
Special forms of procedure ¹	10	14	12	16	5
Total	838	806	821	920	889
Applications for interim measures	8	4	9	6	4

1| The following are considered to be 'special forms of procedure': legal aid; taxation of costs; rectification; failure to adjudicate; application to set aside a judgment delivered by default; third-party proceedings; interpretation; revision; examination of a proposal by the First Advocate General to review a decision of the General Court; attachment procedure; cases concerning immunity.

III. New cases – Subject matter of the action (2021-2025)

Subject matter of the action	2021	2022	2023	2024	2025
Access to documents	4	4	4	4	11
Accession of new States	0	0	0	0	1
Agriculture	19	24	17	19	16
Approximation of laws	63	54	50	55	48
Arbitration clause	3	2	2	2	1
Area of freedom, security and justice	106	94	83	124	139
Citizenship of the Union	14	7	7	4	4
Commercial policy	5	10	13	7	5
Common fisheries policy	2	2	1	3	4
Common foreign and security policy	6	4	14	48	37
Company law	2	1	3	7	3
Competition	26	30	32	34	24
Consumer protection	53	54	54	53	86
Customs union and Common Customs Tariff	11	10	18	16	1
Economic and monetary policy	12	19	20	89	27
Economic, social and territorial cohesion	3	3	3	2	2
Education, vocational training, youth and sport	2	0	3	1	0
Employment	1	0	0	1	0
Energy	3	7	8	9	23
Environment	23	35	43	44	36
External action by the European Union	6	5	1	2	3
Financial provisions (budget, financial framework, own resources, combating fraud)	7	2	1	5	4
Free movement of capital	4	8	10	4	15
Free movement of goods	3	1	4	3	4
Freedom of establishment	9	13	17	9	19
Freedom of movement for persons	11	17	14	31	17
Freedom to provide services	11	22	9	15	24
Industrial policy	1	2	2	1	0
Intellectual property	83	49	75	51	51
Law governing the institutions	39	32	23	15	33
Principles of EU law	28	14	33	25	29
Public health	10	12	12	10	26

>>>

Subject matter of the action	2021	2022	2023	2024	2025
Public procurement	21	26	25	15	20
Registration, evaluation, authorisation and restriction of chemicals (REACH Regulation)	5	2	2	4	1
Regulation of digital markets and services	0	0	0	1	6
Research and technological development and space	0	0	1	0	1
Social policy	46	47	26	37	33
Social security for migrant workers	7	7	7	5	3
State aid	42	25	51	33	28
Taxation	53	62	54	47	18
Trans-European networks	1	0	0	0	0
Transport	52	37	44	31	42
TFEU	797	743	786	866	845
Protection of the general public	0	3	0	0	0
Euratom Treaty	0	3	0	0	0
Principles of EU law	0	2	2	1	5
EU Treaty	0	2	2	1	5
Citizenship of the Union	0	1	0	0	0
Freedom of establishment	0	0	0	1	0
Freedom of movement for persons	0	0	0	1	0
Law governing the institutions	2	1	0	0	0
UK Withdrawal Agreement	2	2	0	2	0
Law governing the institutions	1	1	1	2	2
Principles of EU law	0	2	6	4	0
Privileges and immunities	0	1	0	0	2
Procedure	7	16	9	9	11
Staff Regulations	31	36	17	36	24
Others	39	56	33	51	39
OVERALL TOTAL	838	806	821	920	889

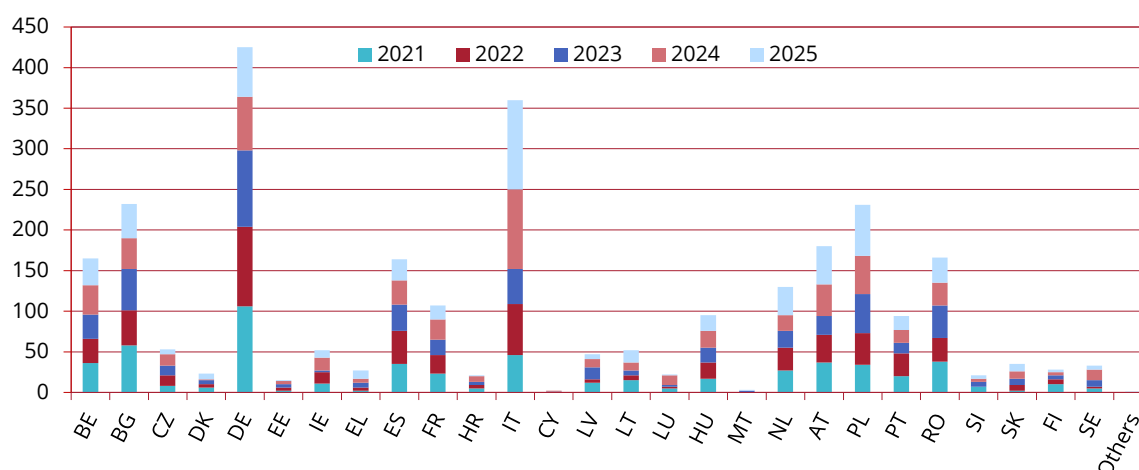
IV. New cases – Subject matter of the action (2025)

Subject matter of the action	References for a preliminary ruling	Direct actions	Appeals	Appeals concerning interim measures or interventions	Requests for an opinion	Special forms of procedure	Total
Access to documents	0	0	11	0	0	0	11
Accession of new States	0	0	1	0	0	0	1
Agriculture	6	0	10	0	0	0	16
Approximation of laws	45	2	1	0	0	0	48
Arbitration clause	0	0	1	0	0	0	1
Area of freedom, security and justice	134	4	1	0	0	0	139
Citizenship of the Union	4	0	0	0	0	0	4
Commercial policy	3	0	2	0	0	0	5
Common fisheries policy	0	0	4	0	0	0	4
Common foreign and security policy	9	2	26	0	0	0	37
Company law	3	0	0	0	0	0	3
Competition	15	0	8	1	0	0	24
Consumer protection	81	1	4	0	0	0	86
Customs union and Common Customs Tariff	1	0	0	0	0	0	1
Economic and monetary policy	1	0	26	0	0	0	27
Economic, social and territorial cohesion	1	0	1	0	0	0	2
Energy	18	0	5	0	0	0	23
Environment	20	11	5	0	0	0	36
External action by the European Union	2	1	0	0	0	0	3
Financial provisions (budget, financial framework, own resources, combating fraud)	4	0	0	0	0	0	4
Free movement of capital	7	8	0	0	0	0	15
Free movement of goods	4	0	0	0	0	0	4
Freedom of establishment	18	1	0	0	0	0	19
Freedom of movement for persons	16	1	0	0	0	0	17
Freedom to provide services	22	2	0	0	0	0	24

>>>

Subject matter of the action	References for a preliminary ruling	Direct actions	Appeals	Appeals concerning interim measures or interventions	Requests for an opinion	Special forms of procedure	Total
Intellectual property	11	1	39	0	0	0	51
Law governing the institutions	0	3	28	1	1	0	33
Principles of EU law	29	0	0	0	0	0	29
Public health	4	2	20	0	0	0	26
Public procurement	17	1	2	0	0	0	20
Registration, evaluation, authorisation and restriction of chemicals (REACH Regulation)	0	0	1	0	0	0	1
Regulation of digital markets and services	1	1	4	0	0	0	6
Research and technological development and space	1	0	0	0	0	0	1
Social policy	30	3	0	0	0	0	33
Social security for migrant workers	3	0	0	0	0	0	3
State aid	16	0	10	2	0	0	28
Taxation	14	3	1	0	0	0	18
Transport	34	7	1	0	0	0	42
TFEU	574	54	212	4	1	0	845
Principles of EU law	4	1	0	0	0	0	5
EU Treaty	4	1	0	0	0	0	5
Law governing the institutions	0	1	1	0	0	0	2
Privileges and immunities	2	0	0	0	0	0	2
Procedure	0	0	6	0	0	5	11
Staff Regulations	0	2	22	0	0	0	24
Others	2	3	29	0	0	5	39
OVERALL TOTAL	580	58	241	4	1	5	889

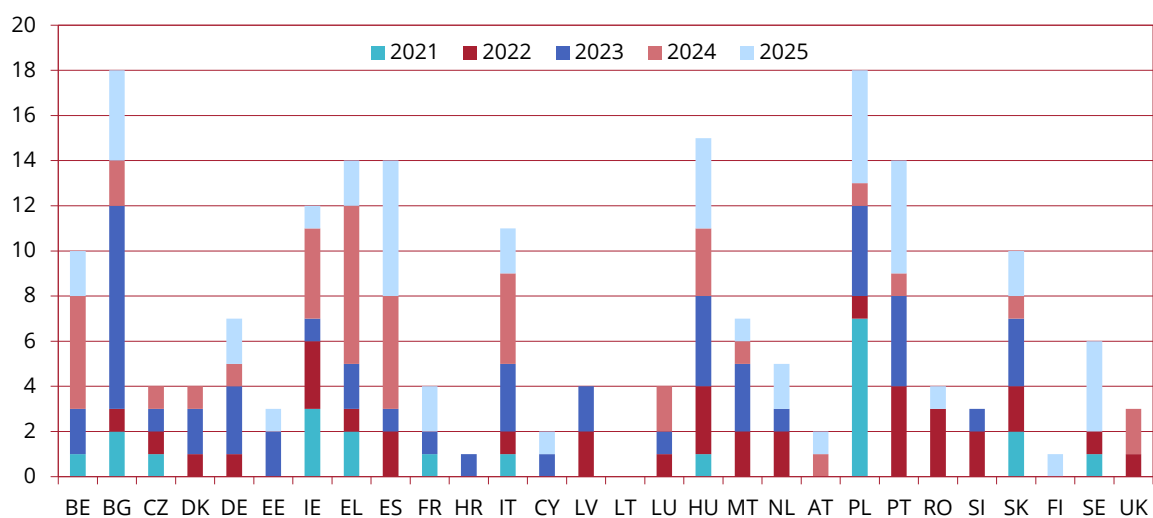
V. New cases – References for a preliminary ruling by Member State (2021-2025)



Member State	2021	2022	2023	2024	2025	Total
Belgium	36	30	30	36	33	165
Bulgaria	58	43	51	38	42	232
Czech Republic	8	13	12	14	6	53
Denmark	6	4	5	1	7	23
Germany	106	98	94	66	61	425
Estonia	2	4	4	4	1	15
Ireland	11	14	2	16	9	52
Greece	2	4	6	5	10	27
Spain	35	41	32	30	26	164
France	23	23	19	25	17	107
Croatia	5	4	4	7	1	21
Italy	46	63	43	98	110	360
Cyprus	0	0	1	1	0	2
Latvia	12	4	15	10	6	47
Lithuania	15	6	6	10	15	52
Luxembourg	5	2	2	12	1	22
Hungary	17	20	18	21	19	95
Malta	0	0	2	0	1	3
Netherlands	27	28	21	19	35	130
Austria	37	34	23	39	47	180
Poland	34	39	48	47	63	231
Portugal	20	28	13	16	17	94
Romania	38	29	40	28	31	166
Slovenia	7	0	6	4	4	21
Slovakia	2	7	8	9	9	35
Finland	10	6	5	4	3	28
Sweden	5	2	8	13	5	33
Others	0	0	0	0	1 ¹	1
Total	567	546	518	573	580	2 784

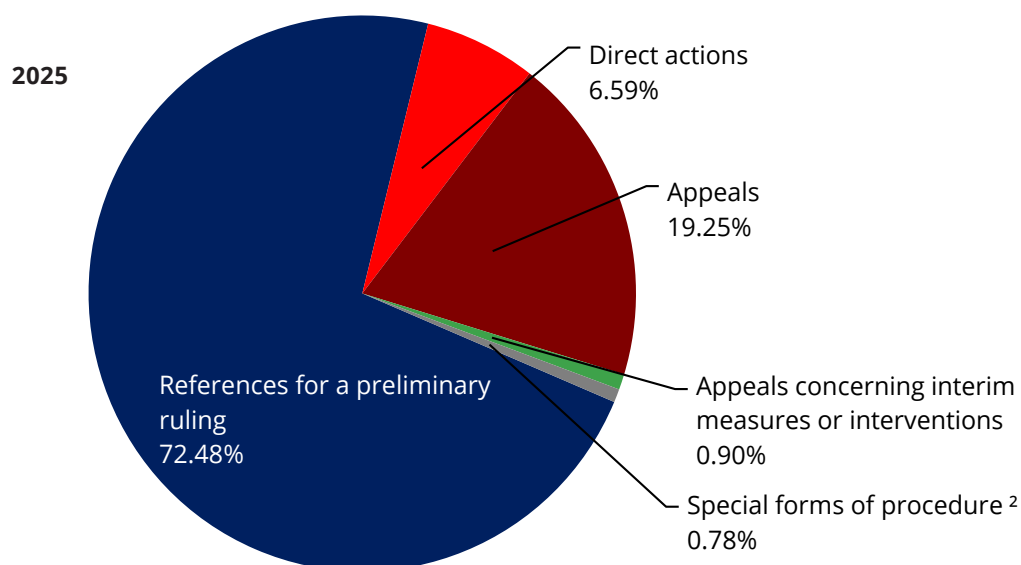
1) Case C-682/25, Crossryn (High Court of Justice, London).

VI. New cases – Actions for failure of a Member State to fulfil its obligations (2021-2025)



Actions for failure of a Member State to fulfil its obligations	2021	2022	2023	2024	2025	Total
Belgium	1	0	2	5	2	10
Bulgaria	2	1	9	2	4	18
Czech Republic	1	1	1	1	0	4
Denmark	0	1	2	1	0	4
Germany	0	1	3	1	2	7
Estonia	0	0	2	0	1	3
Ireland	3	3	1	4	1	12
Greece	2	1	2	7	2	14
Spain	0	2	1	5	6	14
France	1	0	1	0	2	4
Croatia	0	0	1	0	0	1
Italy	1	1	3	4	2	11
Cyprus	0	0	1	0	1	2
Latvia	0	2	2	0	0	4
Lithuania	0	0	0	0	0	0
Luxembourg	0	1	1	2	0	4
Hungary	1	3	4	3	4	15
Malta	0	2	3	1	1	7
Netherlands	0	2	1	0	2	5
Austria	0	0	0	1	1	2
Poland	7	1	4	1	5	18
Portugal	0	4	4	1	5	14
Romania	0	3	0	0	1	4
Slovenia	0	2	1	0	0	3
Slovakia	2	2	3	1	2	10
Finland	0	0	0	0	1	1
Sweden	1	1	0	0	4	6
United Kingdom	0	1	0	2	0	3
Total	22	35	52	42	49	200

VII. Completed cases – Nature of proceedings (2021-2025) ¹

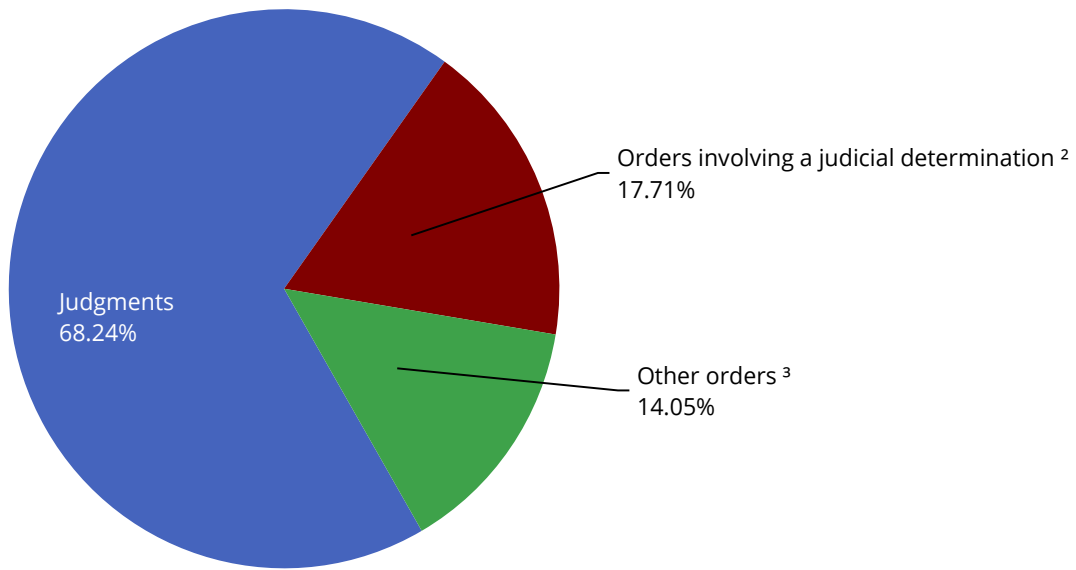


Nature of proceedings	2021	2022	2023	2024	2025
References for a preliminary ruling	547	564	532	580	561
Direct actions	30	36	36	53	51
Appeals	177	178	192	194	149
Appeals concerning interim measures or interventions	6	18	9	18	7
Requests for an opinion	1	1	0	0	0
Special forms of procedure ²	11	11	14	17	6
Total	772	808	783	862	774

1| The figures given (gross figures) represent the total number of cases, without account being taken of the joinder of cases on the ground of similarity (one case number = one case).

2| The following are considered to be 'special forms of procedure': legal aid; taxation of costs; rectification; failure to adjudicate; application to set aside a judgment delivered by default; third-party proceedings; interpretation; revision; examination of a proposal by the First Advocate General to review a decision of the General Court; attachment procedure; cases concerning immunity.

VIII. Completed cases – Judgments, opinions, orders (2025) ¹



Means by which the case was brought to a close	Judgments	Orders involving a judicial determination ²	Other orders ³	Opinions	Total
References for a preliminary ruling	327	55	76	0	458
Direct actions	43	1	7	0	51
Appeals	77	47	9	0	133
Appeals concerning interim measures or interventions	0	7	0	0	7
Requests for an opinion	0	0	0	0	0
Special forms of procedure	0	6	0	0	6
Total	447	116	92	0	655

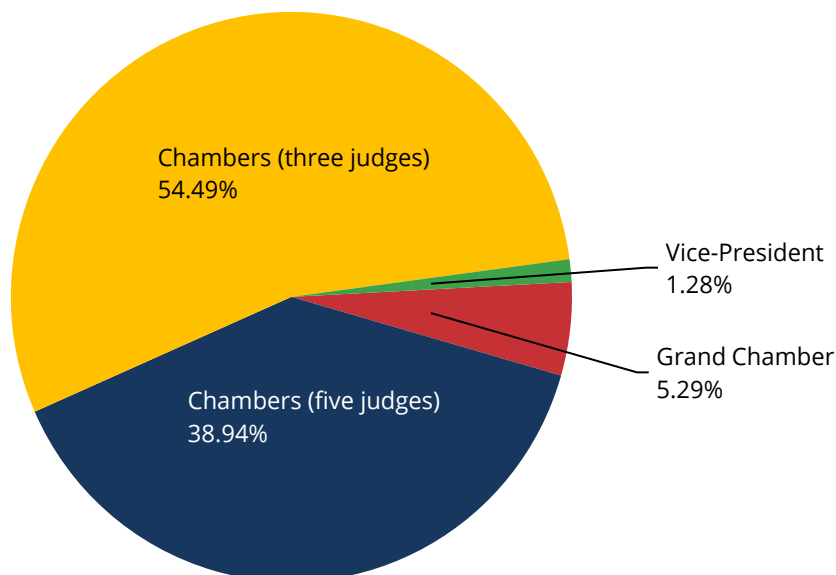
1| The figures given (net figures) represent the number of cases after joinder on the ground of similarity (a set of joined cases = one case).

2| Orders terminating proceedings other than those removing a case from the register, declaring that there is no need to give a decision or referring a case to the General Court.

3| Orders terminating the case by removal from the register, declaration that there is no need to give a decision or referral to the General Court.

IX. Cases completed by judgments, by opinions or by orders involving a judicial determination – Bench hearing action (2021-2025) ¹

2025

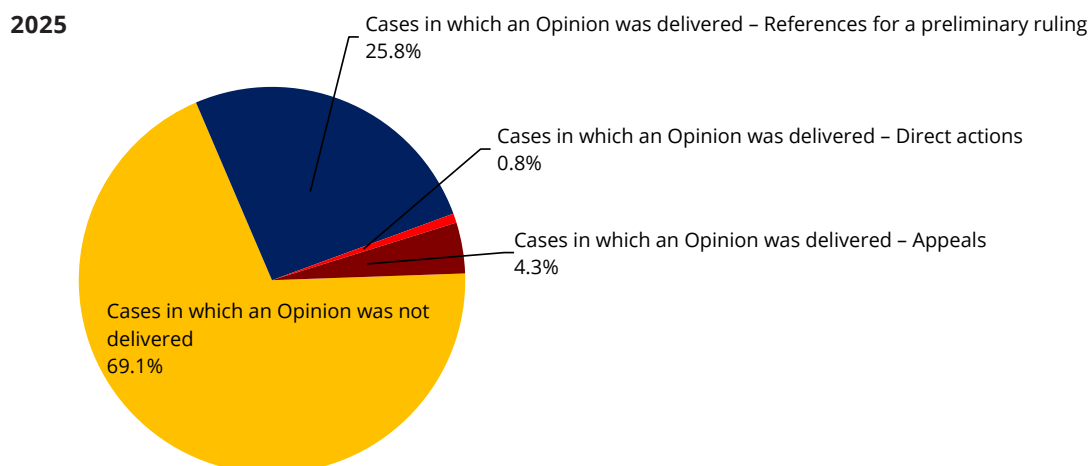


Bench hearing action	Judgments/opinions in 2021		Orders in 2021 ²		Total in 2021		Judgments/opinions in 2022		Orders in 2022 ²		Total in 2022		Judgments/opinions in 2023		Orders in 2023 ²		Total in 2023		Judgments/opinions in 2024		Orders in 2024 ²		Total in 2024		Judgments/opinions in 2025		Orders in 2025 ²		Total in 2025	
	Full Court	1	0	1	2	0	2	0	0	0	0	0	0	1	0	0	1	0	0	0	0	0	0	0	0	0	0	0	0	0
Grand Chamber	83	0	83	74	3	77	36	0	36	74	0	74	33	0	33	74	33	0	33	0	0	0	0	33	0	0	0	33		
Chambers (five judges)	271	6	277	253	10	263	287	3	290	313	3	316	243	0	243	316	243	0	243	0	0	0	0	243	0	0	0	243		
Chambers (three judges)	154	154	308	193	172	365	209	161	370	207	143	350	229	111	340	370	207	143	350	229	111	111	111	340	111	0	0	340		
Vice-President	0	8	8	0	17	17	0	7	7	0	17	17	0	8	8	7	0	17	17	0	8	8	8	8	0	8	8	8		
Total	509	168	677	522	202	724	532	171	703	595	163	758	505	119	624	703	595	163	758	505	119	119	119	624	119	0	0	624		

1] The figures given (gross figures) represent the total number of cases, without account being taken of the joinder of cases on the ground of similarity (one case number = one case).

2] Orders terminating proceedings other than those removing a case from the register, declaring that there is no need to give a decision or referring a case to the General Court.

X. Completed cases in which an Opinion was delivered – Nature of proceedings (2021–2025) ¹



Nature of proceedings	2021			2022			2023			2024			2025		
	Total number of cases in 2021	Cases in which an Opinion was delivered in 2021	Percentage of cases in which an Opinion was delivered in 2021	Total number of cases in 2022	Cases in which an Opinion was delivered in 2022	Percentage of cases in which an Opinion was delivered in 2022	Total number of cases in 2023	Cases in which an Opinion was delivered in 2023	Percentage of cases in which an Opinion was delivered in 2023	Total number of cases in 2024	Cases in which an Opinion was delivered in 2024	Percentage of cases in which an Opinion was delivered in 2024	Total number of cases in 2025	Cases in which an Opinion was delivered in 2025	Percentage of cases in which an Opinion was delivered in 2025
References for a preliminary ruling	547	243	44%	564	248	44%	532	220	41%	580	243	42%	561	200	36%
Direct actions	30	11	37%	36	21	58%	36	9	25%	53	25	47%	51	6	12%
Appeals	177	54	31%	178	37	21%	192	54	28%	194	68	35%	149	33	22%
Appeals concerning interim measures or interventions	6	0	0%	18	3	17%	9	0	0%	18	0	0%	7	0	0%
Requests for an opinion	1	1	100%	1	0	0%	0	0	0%	0	0	0%	0	0	0%
Special forms of procedure	11	0	0%	11	0	0%	14	0	0%	17	0	0%	6	0	0%
Total	772	309	40%	808	309	38%	783	283	36%	862	336	39%	774	239	31%

1] The figures given (gross figures) represent the total number of cases, without account being taken of the joinder of cases on the ground of similarity (one case number = one case).

XI. Cases completed by judgments, by opinions or by orders involving a judicial determination – Subject matter of the action (2021-2025) ¹

Subject matter of the action	2021	2022	2023	2024	2025
Access to documents	1	3	3	5	1
Agriculture	21	19	19	20	14
Approximation of laws	26	44	47	53	48
Arbitration clause	2	1	1	2	4
Area of freedom, security and justice	81	79	91	82	72
Citizenship of the Union	4	10	5	9	6
Commercial policy	7	9	11	12	5
Common fisheries policy	2	3	1	2	1
Common foreign and security policy	5	5	4	4	11
Company law	2	1	1	2	3
Competition	26	16	28	32	22
Consumer protection	39	32	45	46	38
Customs union and Common Customs Tariff	18	10	15	14	14
Economic and monetary policy	17	10	5	23	19
Economic, social and territorial cohesion	2	3	2	3	3
Education, vocational training, youth and sport	0	1	0	4	0
Employment	0	2	0	0	1
Energy	4	6	3	4	10
Environment	22	29	30	25	27
External action by the European Union	3	2	4	8	1
Financial provisions (budget, financial framework, own resources, combating fraud)	5	15	2	1	4
Free movement of capital	8	3	8	8	7
Free movement of goods	2	2	2	3	2
Freedom of establishment	7	21	7	15	16
Freedom of movement for persons	18	13	12	12	25
Freedom to provide services	17	13	13	16	6
Industrial policy	1	1	1	1	3
Intellectual property	61	63	59	51	53
Law governing the institutions	27	39	26	29	9
Principles of EU law	34	24	16	29	29
Public health	5	5	14	13	8

>>>

1| The figures given (gross figures) represent the total number of cases, without account being taken of the joinder of cases on the ground of similarity (one case number = one case).

Subject matter of the action	2021	2022	2023	2024	2025
Public procurement	13	25	18	15	15
Registration, evaluation, authorisation and restriction of chemicals (REACH Regulation)	6	0	4	4	3
Research and technological development and space	0	0	0	1	0
Social policy	37	38	48	33	28
Social security for migrant workers	3	6	8	6	5
State aid	31	31	33	35	32
Taxation	63	60	49	67	43
Trans-European networks	0	1	0	0	0
Transport	26	31	18	32	16
TFEU	646	676	653	721	604
Protection of the general public	1	0	1	0	0
Euratom Treaty	1	0	1	0	0
Principles of EU law	0	0	1	0	1
EU Treaty	0	0	1	0	1
Citizenship of the Union	0	0	0	1	0
Law governing the institutions	0	0	3	0	0
UK Withdrawal Agreement	0	0	3	1	0
Law governing the institutions	0	0	2	2	0
Principles of EU law	0	1	4	3	1
Privileges and immunities	3	0	1	0	0
Procedure	8	9	11	10	4
Staff Regulations	19	38	27	21	14
Others	30	48	45	36	19
OVERALL TOTAL	677	724	703	758	624

XII. Cases completed by judgments, by opinions or by orders involving a judicial determination – Subject matter of the action (2025) ¹

Subject matter of the action	Judgments/ opinions	Orders ²	Total
Access to documents	1	0	1
Agriculture	13	1	14
Approximation of laws	45	3	48
Arbitration clause	3	1	4
Area of freedom, security and justice	64	8	72
Citizenship of the Union	6	0	6
Commercial policy	3	2	5
Common fisheries policy	1	0	1
Common foreign and security policy	10	1	11
Company law	3	0	3
Competition	20	2	22
Consumer protection	33	5	38
Customs union and Common Customs Tariff	13	1	14
Economic and monetary policy	17	2	19
Economic, social and territorial cohesion	3	0	3
Employment	1	0	1
Energy	9	1	10
Environment	27	0	27
External action by the European Union	1	0	1
Financial provisions (budget, financial framework, own resources, combating fraud)	3	1	4
Free movement of capital	6	1	7
Free movement of goods	2	0	2
Freedom of establishment	12	4	16
Freedom of movement for persons	23	2	25
Freedom to provide services	3	3	6
Industrial policy	3	0	3
Intellectual property	21	32	53
Law governing the institutions	6	3	9
Principles of EU law	20	9	29
Public health	4	4	8
Public procurement	11	4	15

>>>

1| The figures given (gross figures) represent the total number of cases, without account being taken of the joinder of cases on the ground of similarity (one case number = one case).

2| Orders terminating proceedings other than those removing a case from the register, declaring that there is no need to give a decision or referring a case to the General Court.

Subject matter of the action	Judgments/ opinions	Orders ²	Total
Registration, evaluation, authorisation and restriction of chemicals (REACH Regulation)	2	1	3
Social policy	22	6	28
Social security for migrant workers	5	0	5
State aid	27	5	32
Taxation	37	6	43
Transport	15	1	16
TFEU	495	109	604
Principles of EU law	1	0	1
EU Treaty	1	0	1
Principles of EU law	0	1	1
Procedure	0	4	4
Staff Regulations	9	5	14
Others	9	10	19
OVERALL TOTAL	505	119	624

2) Orders terminating proceedings other than those removing a case from the register, declaring that there is no need to give a decision or referring a case to the General Court.

XIII. Completed cases in which an Opinion was delivered – Subject matter of the action (2021-2025) ¹

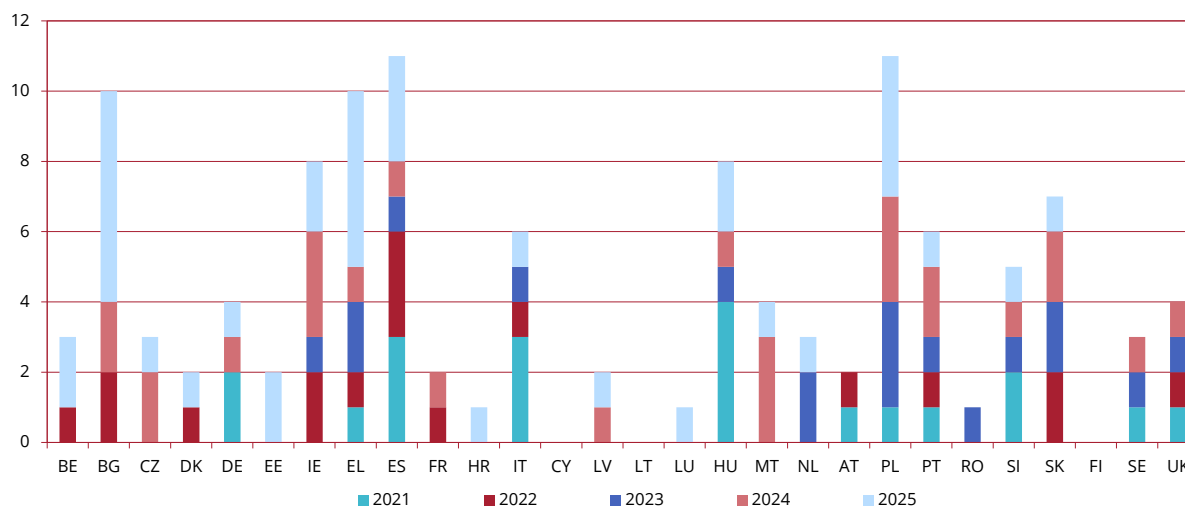
Subject matter of the action	2021	2022	2023	2024	2025
Access to documents	1	1	0	1	1
Agriculture	6	6	5	10	3
Approximation of laws	15	28	28	25	23
Arbitration clause	0	0	0	1	1
Area of freedom, security and justice	58	46	58	49	41
Citizenship of the Union	3	8	4	8	5
Commercial policy	4	5	6	3	2
Common fisheries policy	0	1	0	1	0
Common foreign and security policy	3	0	0	2	2
Company law	0	1	0	0	2
Competition	11	12	16	14	10
Consumer protection	9	10	16	15	9
Customs union and Common Customs Tariff	3	5	2	4	3
Economic and monetary policy	10	3	4	13	6
Economic, social and territorial cohesion	1	0	1	1	0
Education, vocational training, youth and sport	0	0	0	2	0
Employment	0	1	0	0	0
Energy	2	6	2	3	7
Environment	15	15	13	14	12
External action by the European Union	1	2	2	7	0
Financial provisions (budget, financial framework, own resources, combating fraud)	3	4	1	0	0
Free movement of capital	4	1	4	4	4
Free movement of goods	2	2	0	1	1
Freedom of establishment	5	12	4	11	5
Freedom of movement for persons	12	6	4	8	17
Freedom to provide services	6	6	4	10	3
Industrial policy	1	1	1	0	0
Intellectual property	7	12	10	10	11
Law governing the institutions	9	14	5	12	4
Principles of EU law	25	9	8	14	9
Public health	3	2	5	2	2
Public procurement	7	7	2	7	8

>>>

1| The figures given (gross figures) represent the total number of cases, without account being taken of the joinder of cases on the ground of similarity (one case number = one case).

Subject matter of the action	2021	2022	2023	2024	2025
Registration, evaluation, authorisation and restriction of chemicals (REACH Regulation)	3	0	3	1	0
Social policy	16	15	18	8	8
Social security for migrant workers	0	4	2	2	1
State aid	20	19	21	19	10
Taxation	24	24	15	33	21
Transport	13	16	11	19	5
TFEU	302	304	275	334	236
Principles of EU law	0	0	0	0	1
EU Treaty	0	0	0	0	1
Principles of EU law	0	0	1	0	0
Privileges and immunities	2	0	0	0	0
Staff Regulations	5	5	7	2	2
Others	7	5	8	2	2
OVERALL TOTAL	309	309	283	336	239

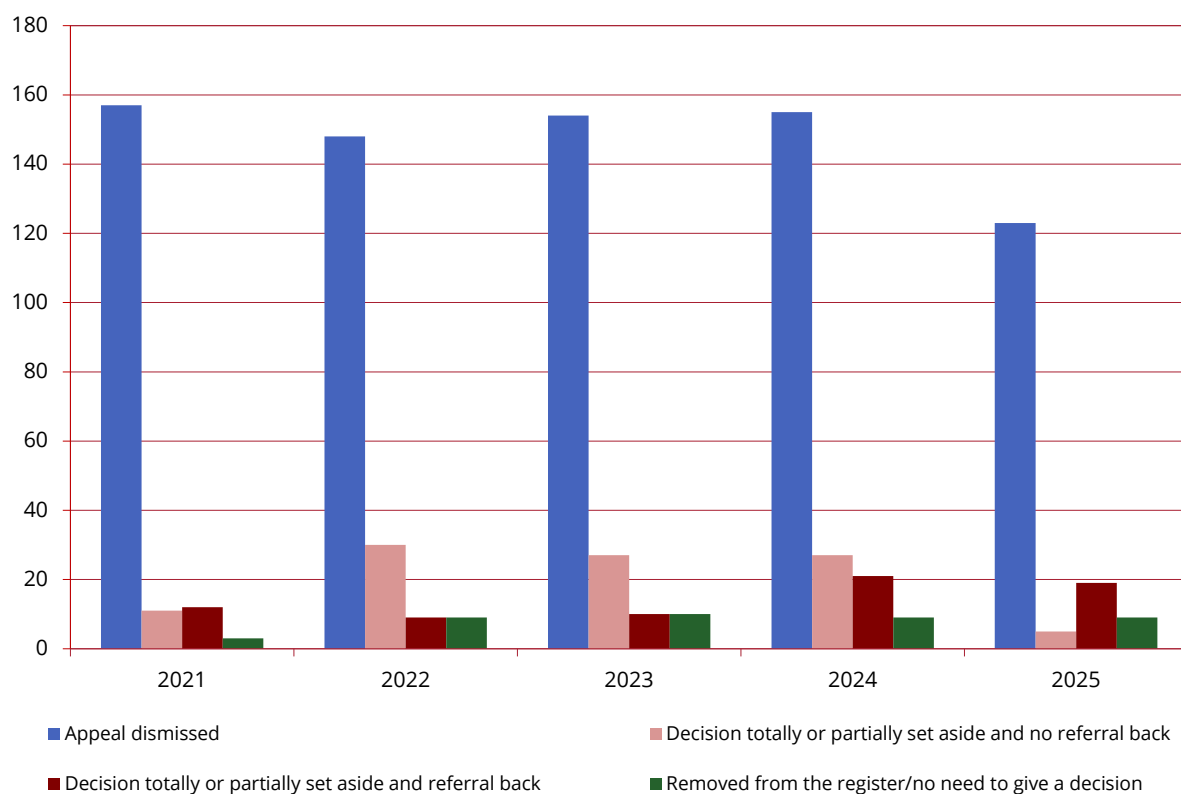
XIV. Completed cases – Judgments concerning failure of a Member State to fulfil its obligations: outcome (2021-2025) ¹



Judgments concerning failure to fulfil obligations	Infringement declared in 2021	Dismissed in 2021	Infringement declared in 2022	Dismissed in 2022	Infringement declared in 2023	Dismissed in 2023	Infringement declared in 2024	Dismissed in 2024	Infringement declared in 2025	Dismissed in 2025
Belgium	0	0	1	0	0	0	0	0	2	2
Bulgaria	0	0	2	0	0	1	2	0	6	0
Czech Republic	0	0	0	0	0	0	2	0	1	0
Denmark	0	0	1	0	0	1	0	0	1	1
Germany	2	0	0	0	0	1	1	0	1	0
Estonia	0	0	0	0	0	0	0	0	2	0
Ireland	0	0	2	0	1	0	3	0	2	0
Greece	1	0	1	0	2	0	1	0	5	0
Spain	3	0	3	0	1	0	1	0	3	1
France	0	0	1	0	0	0	1	0	0	0
Croatia	0	0	0	0	0	0	0	0	1	0
Italy	3	1	1	0	1	0	0	0	1	0
Cyprus	0	0	0	0	0	0	0	0	0	0
Latvia	0	0	0	0	0	0	1	0	1	0
Lithuania	0	0	0	0	0	0	0	0	0	0
Luxembourg	0	0	0	0	0	0	0	0	1	0
Hungary	4	0	0	0	1	1	1	0	2	0
Malta	0	0	0	0	0	0	3	0	1	0
Netherlands	0	0	0	0	2	0	0	0	1	0
Austria	1	1	1	0	0	0	0	0	0	0
Poland	1	0	0	2	3	1	3	0	4	0
Portugal	1	0	1	0	1	0	2	1	1	0
Romania	0	0	0	0	1	0	0	0	0	0
Slovenia	2	0	0	0	1	0	1	0	1	0
Slovakia	0	0	2	0	2	0	2	1	1	0
Finland	0	0	0	0	0	0	0	0	0	0
Sweden	1	0	0	0	1	0	1	0	0	0
United Kingdom	1	0	1	0	1	0	1	0	0	0
Total	20	2	17	2	18	5	26	2	38	4

1) The figures given (net figures) represent the number of cases after joinder on the ground of similarity (a set of joined cases = one case).

XV. Completed cases – Appeals: outcome (2021-2025) ^{1 2}

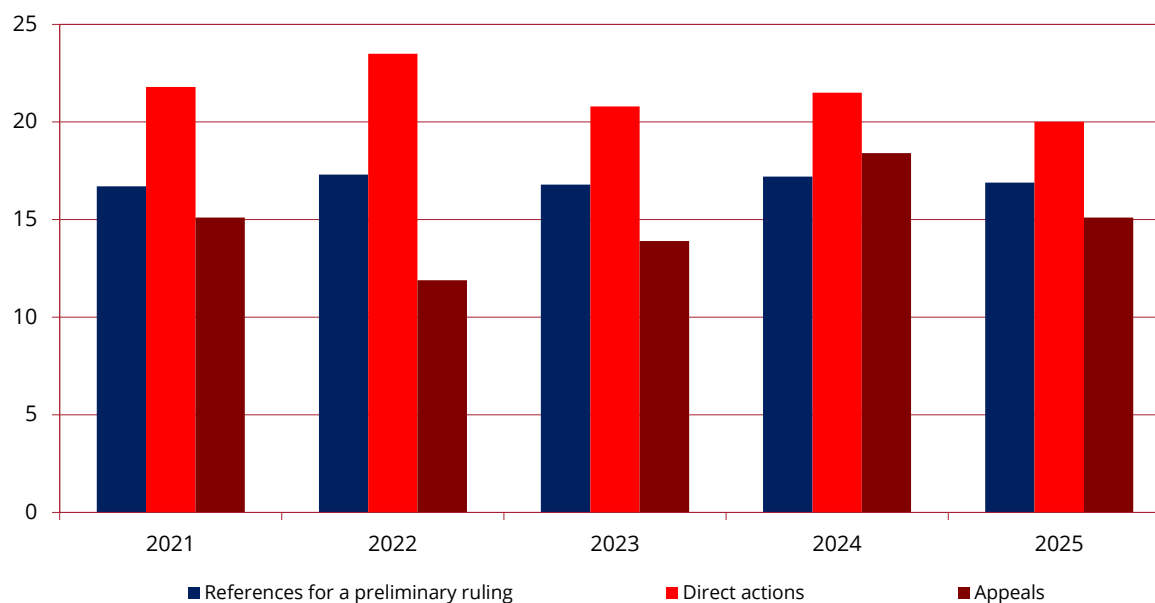


Appeals - how case brought to a close	2021			2022			2023			2024			2025		
	Judgments	Orders	Total	Judgments	Orders	Total	Judgments	Orders	Total	Judgments	Orders	Total	Judgments	Orders	Total
Appeal dismissed	71	86	157	51	97	148	70	84	154	82	73	155	70	53	123
Decision totally or partially set aside and no referral back	11	0	11	18	12	30	25	2	27	22	5	27	4	1	5
Decision totally or partially set aside and referral back	12	0	12	8	1	9	6	4	10	18	3	21	18	1	19
Removed from the register/no need to give a decision	0	3	3	1	8	9	0	10	10	2	7	9	0	9	9
Total	94	89	183	78	118	196	101	100	201	124	88	212	92	64	156

1| More detailed information on appeals brought against the decisions of the General Court is included in the Statistics concerning the Judicial Activity of the General Court.

2| The figures given (gross figures) represent the total number of cases, without account being taken of the joinder of cases on the ground of similarity (one case number = one case). They also include the appeals referred to in Article 58a of the Protocol on the Statute of the Court of Justice of the European Union and declared inadmissible or not allowed to proceed pursuant to Articles 170a or 170b of the Rules of Procedure. For more detailed information on the mechanism referred to in Article 58a of the Statute, see Table XXII of the present report.

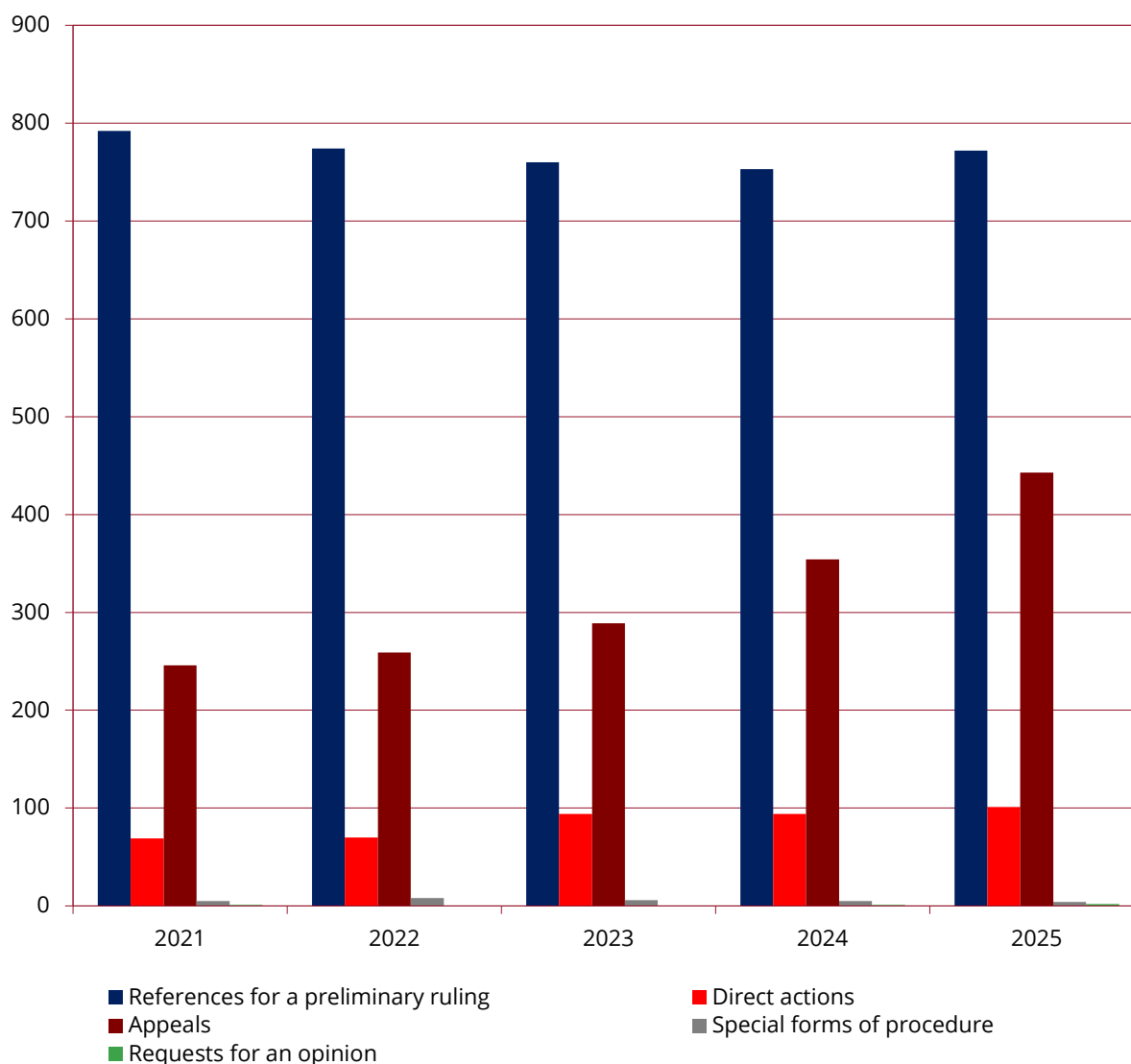
XVI. Completed cases – Duration of proceedings in months (2021-2025) ¹ (judgments and orders involving a judicial determination)



Nature of proceedings	2021	2022	2023	2024	2025
References for a preliminary ruling	16.7	17.3	16.8	17.2	16.9
Urgent preliminary ruling procedure	3.7	4.5	4.3	3.3	3.4
Expedited procedures	10.7	7.4	0	6.5	7.4
Direct actions	21.8	23.5	20.8	21.5	20
Expedited procedures	0	11.4	0	0	0
Appeals	15.1	11.9	13.9	18.4	15.1
Expedited procedures	8.4	0	0	0	0

1| The following types of cases are excluded from the calculation of the duration of proceedings: cases involving an interlocutory judgment or a measure of inquiry; opinions; special forms of procedure (namely legal aid, taxation of costs, rectification, failure to adjudicate, application to set aside a judgment delivered by default, third-party proceedings, interpretation, revision, examination of a proposal by the First Advocate General to review a decision of the General Court, attachment procedure and cases concerning immunity); cases terminated by an order removing the case from the register, declaring that there is no need to give a decision or referring the case to the General Court; proceedings for interim measures and appeals concerning interim measures and interventions.

XVII. Cases pending as at 31 December – Nature of proceedings (2021-2025) ¹

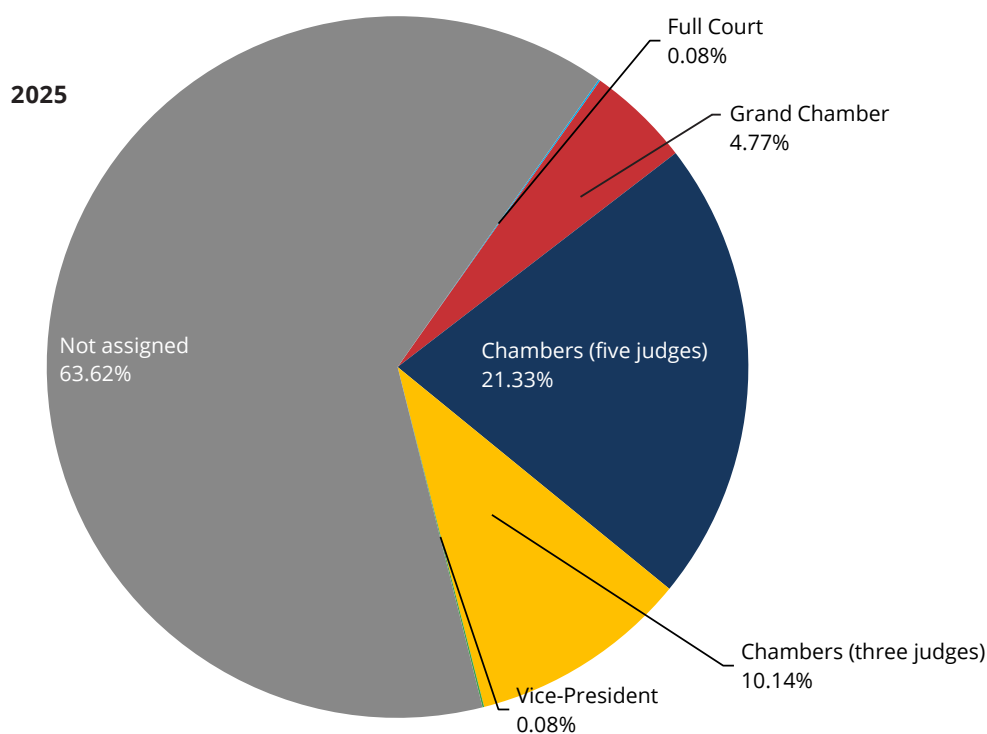


Nature of proceedings	2021	2022	2023	2024	2025
References for a preliminary ruling	792	774	760	753	772
Direct actions	69	70	94	94	101
Appeals	246	259	289	354	443
Special forms of procedure ²	5	8	6	5	4
Requests for an opinion	1	0	0	1	2
Total	1 113	1 111	1 149	1 207	1 322

1] The figures given (gross figures) represent the total number of cases, without account being taken of the joinder of cases on the ground of similarity (one case number = one case).

2] The following are considered to be 'special forms of procedure': legal aid; taxation of costs; rectification; failure to adjudicate; application to set aside a judgment delivered by default; third-party proceedings; interpretation; revision; examination of a proposal by the First Advocate General to review a decision of the General Court; attachment procedure; cases concerning immunity.

XVIII. Cases pending as at 31 December – Bench hearing action (2021-2025) ¹



Bench hearing action	2021	2022	2023	2024	2025
Full Court	2	0	1	1	1
Grand Chamber	71	46	69	44	63
Chambers (five judges)	208	244	239	221	282
Chambers (three judges)	118	154	143	133	134
Vice-President	3	1	10	4	1
Not assigned	711	666	687	804	841
Total	1 113	1 111	1 149	1 207	1 322

¹ | The figures given (gross figures) represent the total number of cases, without account being taken of the joinder of cases on the ground of similarity (one case number = one case).

XIX. Expedited procedures (2021-2025)

Requests for an expedited procedure ¹

Nature of proceedings	2021	2022	2023	2024	2025	Total
References for a preliminary ruling	56	35	29	47	52	219
Direct actions	3	0	0	1	0	4
Appeals	1	2	2	1	4	10
Appeals concerning interim measures or interventions	0	1	0	0	0	1
Total	60	38	31	49	56	234

Requests for an expedited procedure - Outcome ²

Outcome	2021	2022	2023	2024	2025	Total
Granted	5	0	0	6	4	15
Not granted	57	31	19	26	26	159
Not acted upon ³	2	5	8	10	32	57
Decision pending	4	6	10	17	11	48
Total	68	42	37	59	73	279

1| The figures mentioned in this table refer to the number of requests made during the year in question, irrespective of the year in which the relevant case was brought.

2| The figures mentioned in this table refer to the number of decisions taken, during the year in question, concerning a request for the expedited procedure, irrespective of the year in which such a request was made.

3| There was no need to give a formal ruling on the request because the case was removed from the register or completed by judgment or order.

XX. Urgent preliminary ruling procedure (2021-2025)

Requests for the urgent preliminary ruling procedure to be applied ¹

Subject matter of the action	2021	2022	2023	2024	2025	Total
Borders, asylum and immigration	8	2	4	19	25	58
Judicial cooperation in civil matters	1	1	0	0	1	3
Judicial cooperation in criminal matters	8	6	3	8	5	30
Others	14	5	3	0	1	23
Total	31	14	10	27	32	114

Requests for the urgent preliminary ruling procedure to be applied - Outcome ²

Outcome	2021	2022	2023	2024	2025	Total
Granted	9	7	2	6	4	28
Not granted	20	8	8	20	11	67
Not acted upon ³	1	0	0	2	16	19
Decision pending	1	0	0	0	1	2
Total	31	15	10	28	32	116

1| The figures mentioned in this table refer to the number of requests made during the year in question, irrespective of the year in which the relevant case was brought.

2| The figures mentioned in this table refer to the number of decisions taken, during the year in question, concerning a request for the urgent procedure to be applied, irrespective of the year in which such a request was made.

3| There was no need to give a formal ruling on the request because it was withdrawn or the case was removed from the register or completed by judgment or order.

XXI. Proceedings for interim measures (2021-2025)

Applications for interim measures ¹

Subject matter of the action	2021	2022	2023	2024	2025	Total
Access to documents	0	0	0	1	2	3
Agriculture	1	0	0	0	0	1
Arbitration clause	0	1	0	0	0	1
Common foreign and security policy	0	0	2	0	0	2
Competition	0	0	0	3	0	3
Consumer protection	0	0	0	0	1	1
Energy	1	0	0	0	0	1
Environment	1	0	1	0	0	2
Financial provisions (budget, financial framework, own resources, combating fraud)	0	1	0	0	0	1
Intellectual property	1	0	0	0	0	1
Law governing the institutions	1	0	0	1	1	3
Principles of EU law	1	0	0	0	0	1
Public health	0	0	4	0	0	4
Public procurement	0	1	2	0	0	3
State aid	1	0	0	1	0	2
Transport	1	1	0	0	0	2
Total	8	4	9	6	4	31

Applications for interim measures – Outcome ²

Outcome	2021	2022	2023	2024	2025	Total
Granted	2	0	3	2	1	8
Not granted	4	2	3	1	1	11
Not acted upon ³	2	2	1	5	0	10
Decision pending	1	2	4	2	3	12
Total	9	6	11	10	5	41

1] The figures mentioned in this table refer to the number of requests made during the year in question, irrespective of the year in which the relevant case was brought.

2] The figures mentioned in this table refer to the number of decisions taken, during the year in question, concerning an application for interim measures, irrespective of the year in which such an application was made.

3] There was no need to give a formal ruling on the request because it was withdrawn or the case was removed from the register or completed by judgment or order.

XXII. Appeals referred to in Article 58a of the Statute (2021-2025)

Appeals brought against a decision of the General Court

- relating to the decision of an independent board of appeal
- relating to the performance of a contract with an arbitration clause within the meaning of Article 272 TFEU

	2021	2022	2023	2024	2025	Total
European Union Intellectual Property Office	60	39	52	29	39	219
Community Plant Variety Office	0	0	0	3	0	3
European Chemicals Agency	0	0	0	3	0	3
European Union Agency for the Cooperation of Energy Regulators	0	0	0	0	4	4
Single Resolution Board	0	0	0	0	2	2
Arbitration clauses	0	0	0	1	1	2
Total	60	39	52	36	46	233

Decisions as to whether the appeal should be allowed to proceed ¹

Outcome	2021	2022	2023	2024	2025	Total
Allowed to proceed	1	2	4	0	2	9
Not allowed to proceed	47	39	44	34	32	196
Inadmissible	2	4	1	4	1	12
Not acted upon	0	1	1	1	1	4
Total	50	46	50	39	36	221

1| The figures mentioned in this table refer to the number of decisions taken during the year in question, irrespective of the year in which the request that the appeal be allowed to proceed was made.

**XXIII. General trend in the work of the Court (1952-2025) –
New cases and judgments or opinions**

Year	New cases ¹						Total	Applications for interim measures	Judgments/ opinions ²
	References for a preliminary ruling	Direct actions	Appeals	Appeals concerning interim measures or interventions	Requests for an opinion				
1953	0	4	0	0	0	4	0	0	
1954	0	10	0	0	0	10	0	2	
1955	0	9	0	0	0	9	2	5	
1956	0	11	0	0	0	11	1	6	
1957	0	19	0	0	0	19	3	4	
1958	0	43	0	0	0	43	0	10	
1959	0	47	0	0	1	48	8	13	
1960	0	21	0	0	1	22	18	19	
1961	1	26	0	0	1	28	2	11	
1962	5	30	0	0	0	35	2	22	
1963	6	99	0	0	0	105	10	17	
1964	6	49	0	0	0	55	5	31	
1965	7	55	0	0	0	62	4	50	
1966	1	30	0	0	0	31	2	24	
1967	23	14	0	0	0	37	0	28	
1968	9	23	0	0	0	32	1	26	
1969	17	60	0	0	0	77	2	29	
1970	32	47	0	0	0	79	0	64	
1971	37	59	0	0	0	96	1	59	
1972	40	42	0	0	0	82	2	61	
1973	61	131	0	0	0	192	4	80	
1974	39	63	0	0	0	102	9	61	
1975	69	61	0	0	1	131	5	76	
1976	75	51	0	0	1	127	6	85	
1977	84	74	0	0	0	158	6	101	
1978	123	145	0	0	1	269	14	97	
1979	106	1 218	0	0	0	1 324	8	135	
1980	99	180	0	0	0	279	12	130	
1981	108	214	0	0	0	322	17	122	
1982	129	217	0	0	0	346	21	176	
1983	98	199	0	0	0	297	12	149	
1984	129	183	0	0	0	312	17	164	
1985	139	294	0	0	0	433	23	202	
1986	91	238	0	0	0	329	23	172	

>>>

1| The figures mentioned in this table relate to all the cases brought before the Court with the exception of special forms of procedure.

2| The figures mentioned in this column refer to the number of judgments or opinions delivered by the Court, with account being taken of the joinder of cases on the ground of similarity (a set of joined cases = one case).

Year	New cases ¹						Total	Applications for interim measures	Judgments/ opinions ²
	References for a preliminary ruling	Direct actions	Appeals	Appeals concerning interim measures or interventions	Requests for an opinion				
1987	144	251	0	0	0	395	21	208	
1988	179	193	0	0	0	372	17	235	
1989	139	244	0	0	0	383	19	186	
1990	141	221	15	1	0	378	12	190	
1991	186	140	13	1	2	342	9	203	
1992	162	251	24	1	2	440	5	206	
1993	204	265	17	0	0	486	13	203	
1994	203	125	12	1	3	344	4	188	
1995	251	109	46	2	0	408	3	172	
1996	256	132	25	3	0	416	4	193	
1997	239	169	30	5	0	443	1	242	
1998	264	147	66	4	0	481	2	254	
1999	255	214	68	4	0	541	4	235	
2000	224	197	66	13	2	502	4	273	
2001	237	187	72	7	0	503	6	243	
2002	216	204	46	4	0	470	1	269	
2003	210	277	63	5	1	556	7	308	
2004	249	219	52	6	1	527	3	375	
2005	221	179	66	1	0	467	2	362	
2006	251	201	80	3	0	535	1	351	
2007	265	222	79	8	0	574	3	379	
2008	288	210	78	8	1	585	3	333	
2009	302	143	105	2	1	553	1	376	
2010	385	136	97	6	0	624	3	370	
2011	423	81	162	13	0	679	3	370	
2012	404	73	136	3	1	617	0	357	
2013	450	72	161	5	2	690	1	434	
2014	428	74	111	0	1	614	3	416	
2015	436	48	206	9	3	702	2	399	
2016	470	35	168	7	0	680	3	412	
2017	533	46	141	6	1	727	3	466	
2018	568	63	193	6	0	830	6	462	
2019	641	41	256	10	1	949	6	491	
2020	557	38	125	6	1	727	3	451	
2021	567	29	223	9	0	828	8	450	
2022	546	37	193	16	0	792	4	466	
2023	518	60	213	18	0	809	9	469	
2024	573	53	265	12	1	904	6	512	
2025	580	58	241	4	1	884	4	447	
Total	14 699	9 410	3 914	209	31	28 263	449	15 187	

1] The figures mentioned in this table relate to all the cases brought before the Court with the exception of special forms of procedure.

2] The figures mentioned in this column refer to the number of judgments or opinions delivered by the Court, with account being taken of the joinder of cases on the ground of similarity (a set of joined cases = one case).

**XXIV. General trend in the work of the Court (1952-2025) -
New references for a preliminary ruling by Member State per year**

Year	BE	BG	CZ	DK	DE	EE	IE	EL	ES	FR	HR	IT	CY	LV	LT	LU	HU	MT	NL	AT	PL	PT	RO	SI	SK	FI	SE	UK	Others ¹	Total
1961	0	0	0	0	0	0	0	0	0	0	0	0	0	0	0	0	0	0	0	1	0	0	0	0	0	0	0	0	0	1
1962	0	0	0	0	0	0	0	0	0	0	0	0	0	0	0	0	0	0	0	5	0	0	0	0	0	0	0	0	0	5
1963	0	0	0	0	0	0	0	0	0	0	0	0	0	0	0	1	0	0	0	5	0	0	0	0	0	0	0	0	0	6
1964	0	0	0	0	0	0	0	0	0	0	0	2	0	0	0	0	0	0	0	4	0	0	0	0	0	0	0	0	0	6
1965	0	0	0	0	4	0	0	0	0	2	0	0	0	0	0	0	0	0	1	0	0	0	0	0	0	0	0	0	0	7
1966	0	0	0	0	0	0	0	0	0	0	0	0	0	0	0	0	0	0	1	0	0	0	0	0	0	0	0	0	0	1
1967	5	0	0	0	11	0	0	0	0	3	0	0	0	0	0	1	0	0	3	0	0	0	0	0	0	0	0	0	0	23
1968	1	0	0	0	4	0	0	0	0	1	0	1	0	0	0	0	0	0	2	0	0	0	0	0	0	0	0	0	0	9
1969	4	0	0	0	11	0	0	0	0	1	0	0	0	0	0	1	0	0	0	0	0	0	0	0	0	0	0	0	0	17
1970	4	0	0	0	21	0	0	0	0	2	0	2	0	0	0	0	0	0	3	0	0	0	0	0	0	0	0	0	0	32
1971	1	0	0	0	18	0	0	0	0	6	0	5	0	0	0	1	0	0	6	0	0	0	0	0	0	0	0	0	0	37
1972	5	0	0	0	20	0	0	0	0	1	0	4	0	0	0	0	0	0	10	0	0	0	0	0	0	0	0	0	0	40
1973	8	0	0	0	37	0	0	0	0	4	0	5	0	0	0	1	0	0	6	0	0	0	0	0	0	0	0	0	0	61
1974	5	0	0	0	15	0	0	0	0	6	0	5	0	0	0	0	0	0	7	0	0	0	0	0	0	0	1	0	39	
1975	7	0	0	0	26	0	0	0	0	15	0	14	0	0	0	1	0	0	4	0	0	0	0	0	0	0	1	0	69	
1976	11	0	0	0	28	0	1	0	0	8	0	12	0	0	0	0	0	0	14	0	0	0	0	0	0	0	1	0	75	
1977	16	0	0	1	30	0	2	0	0	14	0	7	0	0	0	0	0	0	9	0	0	0	0	0	0	0	5	0	84	
1978	7	0	0	3	46	0	1	0	0	12	0	11	0	0	0	0	0	0	38	0	0	0	0	0	0	0	5	0	123	
1979	13	0	0	1	33	0	2	0	0	18	0	19	0	0	0	1	0	0	11	0	0	0	0	0	0	0	8	0	106	
1980	14	0	0	2	24	0	3	0	0	14	0	19	0	0	0	0	0	0	17	0	0	0	0	0	0	0	6	0	99	
1981	12	0	0	1	41	0	0	0	0	17	0	11	0	0	0	4	0	0	17	0	0	0	0	0	0	0	5	0	108	
1982	11	0	0	1	36	0	0	0	0	38	0	18	0	0	0	0	0	0	21	0	0	0	0	0	0	0	4	0	129	
1983	9	0	0	4	36	0	2	0	0	15	0	7	0	0	0	0	0	0	19	0	0	0	0	0	0	0	6	0	98	
1984	13	0	0	2	38	0	1	0	0	34	0	10	0	0	0	0	0	0	22	0	0	0	0	0	0	0	9	0	129	
1985	13	0	0	0	40	0	2	0	0	45	0	11	0	0	0	6	0	0	14	0	0	0	0	0	0	0	8	0	139	
1986	16	0	0	4	18	0	4	2	1	19	0	5	0	0	0	1	0	0	13	0	0	0	0	0	0	0	8	0	91	
1987	15	0	0	5	32	0	2	17	1	36	0	5	0	0	0	3	0	0	19	0	0	0	0	0	0	0	9	0	144	
1988	32	0	0	4	34	0	0	0	1	37	0	28	0	0	0	2	0	0	25	0	0	0	0	0	0	0	16	0	179	
1989	13	0	0	2	47	0	1	2	2	28	0	10	0	0	0	1	0	0	18	0	0	1	0	0	0	0	14	0	139	
1990	18	0	0	5	34	0	4	2	6	20	0	25	0	0	0	4	0	0	9	0	0	2	0	0	0	0	12	0	141	
1991	19	0	0	2	54	0	2	3	5	29	0	36	0	0	0	2	0	0	17	0	0	3	0	0	0	0	14	0	186	
1992	17	0	0	3	62	0	0	1	5	15	0	22	0	0	0	1	0	0	17	0	0	1	0	0	0	0	18	0	162	

>>>

1| Case C-265/00, Campina Melkunie (Cour de justice Benelux/Benelux Gerechtshof).
Case C-196/09, Miles and Others (Complaints Board of the European Schools).
Case C-169/15, Montis Design (Cour de justice Benelux/Benelux Gerechtshof).
Case C-682/25, Crossryn (High Court of Justice, London).

Year	BE	BG	CZ	DK	DE	EE	IE	EL	ES	FR	HR	IT	CY	LV	LT	LU	HU	MT	NL	AT	PL	PT	RO	SI	SK	FI	SE	UK	Others ¹	Total
1993	22	0	0	7	57	0	1	5	7	22	0	24	0	0	0	1	0	0	43	0	0	3	0	0	0	0	0	12	0	204
1994	19	0	0	4	44	0	2	0	13	36	0	46	0	0	0	1	0	0	13	0	0	1	0	0	0	0	0	24	0	203
1995	14	0	0	8	51	0	3	10	10	43	0	58	0	0	0	2	0	0	19	2	0	5	0	0	0	0	6	20	0	251
1996	30	0	0	4	66	0	0	4	6	24	0	70	0	0	0	2	0	0	10	6	0	6	0	0	0	3	4	21	0	256
1997	19	0	0	7	46	0	1	2	9	10	0	50	0	0	0	3	0	0	24	35	0	2	0	0	0	6	7	18	0	239
1998	12	0	0	7	49	0	3	5	55	16	0	39	0	0	0	2	0	0	21	16	0	7	0	0	0	2	6	24	0	264
1999	13	0	0	3	49	0	2	3	4	17	0	43	0	0	0	4	0	0	23	56	0	7	0	0	0	4	5	22	0	255
2000	15	0	0	3	47	0	2	3	5	12	0	50	0	0	0	0	0	0	12	31	0	8	0	0	0	5	4	26	1	224
2001	10	0	0	5	53	0	1	4	4	15	0	40	0	0	0	2	0	0	14	57	0	4	0	0	0	3	4	21	0	237
2002	18	0	0	8	59	0	0	7	3	8	0	37	0	0	0	4	0	0	12	31	0	3	0	0	0	7	5	14	0	216
2003	18	0	0	3	43	0	2	4	8	9	0	45	0	0	0	4	0	0	28	15	0	1	0	0	0	4	4	22	0	210
2004	24	0	0	4	50	0	1	18	8	21	0	48	0	0	0	1	2	0	28	12	0	1	0	0	0	4	5	22	0	249
2005	21	0	1	4	51	0	2	11	10	17	0	18	0	0	0	2	3	0	36	15	1	2	0	0	0	4	11	12	0	221
2006	17	0	3	3	77	0	1	14	17	24	0	34	0	0	1	1	4	0	20	12	2	3	0	0	1	5	2	10	0	251
2007	22	1	2	5	59	2	2	8	14	26	0	43	0	0	1	0	2	0	19	20	7	3	1	0	1	5	6	16	0	265
2008	24	0	1	6	71	2	1	9	17	12	0	39	1	3	3	4	6	0	34	25	4	1	0	0	0	4	7	14	0	288
2009	35	8	5	3	59	2	0	11	11	28	0	29	1	4	3	0	10	1	24	15	10	3	1	2	1	2	5	28	1	302
2010	37	9	3	10	71	0	4	6	22	33	0	49	0	3	2	9	6	0	24	15	8	10	17	1	5	6	6	29	0	385
2011	34	22	5	6	83	1	7	9	27	31	0	44	0	10	1	2	13	0	22	24	11	11	14	1	3	12	4	26	0	423
2012	28	15	7	8	68	5	6	1	16	15	0	65	0	5	2	8	18	1	44	23	6	14	13	0	9	3	8	16	0	404
2013	26	10	7	6	97	3	4	5	26	24	0	62	3	5	10	0	20	0	46	19	11	14	17	1	4	4	12	14	0	450
2014	23	13	6	10	87	0	5	4	41	20	1	52	2	7	6	0	23	0	30	18	14	8	28	4	3	8	3	12	0	428
2015	32	5	8	7	79	2	8	2	36	25	5	47	0	9	8	7	14	0	40	23	15	8	18	5	5	4	7	16	1	436
2016	26	18	5	12	84	1	6	6	47	23	2	62	0	9	8	1	15	1	26	20	19	21	14	3	6	7	5	23	0	470
2017	21	16	4	8	149	7	12	4	23	25	3	57	0	5	10	1	22	0	38	31	19	21	16	3	6	13	8	11	0	533
2018	40	20	12	3	78	2	12	3	67	41	3	68	1	5	6	4	29	0	35	35	31	15	23	2	6	6	7	14	0	568
2019	38	24	5	1	114	3	10	5	64	32	10	70	1	12	7	6	20	1	28	37	39	14	49	5	10	7	11	18	0	641
2020	36	28	9	6	140	3	5	2	30	21	4	44	0	17	7	3	18	0	18	50	41	17	20	2	6	7	6	17	0	557
2021	36	58	8	6	106	2	11	2	35	23	5	46	0	12	15	5	17	0	27	37	34	20	38	7	2	10	5	0	0	567
2022	30	43	13	4	98	4	14	4	41	23	4	63	0	4	6	2	20	0	28	34	39	28	29	0	7	6	2	0	0	546
2023	30	51	12	5	94	4	2	6	32	19	4	43	1	15	6	2	18	2	21	23	48	13	40	6	8	5	8	0	0	518
2024	36	38	14	1	66	4	16	5	30	25	7	98	1	10	10	12	21	0	19	39	47	16	28	4	9	4	13	0	0	573
2025	33	42	6	7	61	1	9	10	26	17	1	110	0	6	15	1	19	1	35	47	63	17	31	4	9	3	5	0	1	580
Total	1 128	421	136	225	3 206	48	182	219	785	1 177	49	1 987	11	141	127	127	320	7	1 219	823	469	314	397	50	101	163	191	672	4	14 699

1| Case C-265/00, Campina Melkunie (Cour de justice Benelux/Benelux Gerechtshof).
Case C-196/09, Miles and Others (Complaints Board of the European Schools).
Case C-169/15, Montis Design (Cour de justice Benelux/Benelux Gerechtshof).
Case C-682/25, Crossryn (High Court of Justice, London).

XXV. General trend in the work of the Court (1952-2025) –

New references for a preliminary ruling by Member State and by court or tribunal

Member State	Court or tribunal	Number of references	Total
Belgium	Cour constitutionnelle	49	1 128
	Cour de cassation	129	
	Conseil d'État	136	
	Other courts or tribunals	814	
Bulgaria	Върховен касационен съд	13	421
	Върховен административен съд	58	
	Other courts or tribunals	350	
Czech Republic	Nejvyšší soud	23	136
	Nejvyšší správní soud	58	
	Other courts or tribunals	55	
Denmark	Højesteret	39	225
	Other courts or tribunals	186	
Germany	Bundesverfassungsgericht	2	3 206
	Bundesgerichtshof	327	
	Bundesverwaltungsgericht	171	
	Bundesfinanzhof	374	
	Bundesarbeitsgericht	72	
	Bundessozialgericht	78	
	Other courts or tribunals	2 182	
Estonia	Riigikohus	24	48
	Other courts or tribunals	24	
Ireland	Supreme Court	58	182
	High Court	81	
	Other courts or tribunals	43	
Greece	Άρειος Πάγος	14	219
	Συμβούλιο της Επικρατείας	77	
	Ελεγκτικό Συνέδριο	3	
	Other courts or tribunals	125	
Spain	Tribunal Constitucional	1	785
	Tribunal Supremo	135	
	Other courts or tribunals	649	
France	Conseil constitutionnel	1	1 177
	Cour de cassation	180	
	Conseil d'État	188	
	Other courts or tribunals	808	
Croatia	Ustavni sud	2	49
	Vrhovni sud	2	
	Other courts or tribunals	45	

>>>

Member State	Court or tribunal	Number of references	Total
Italy	Corte Costituzionale	10	1 987
	Corte suprema di Cassazione	215	
	Consiglio di Stato	319	
	Other courts or tribunals	1 443	
Cyprus	Ανώτατο Δικαστήριο	4	11
	Other courts or tribunals	7	
Latvia	Satversmes tiesa	12	141
	Augstākā tiesa (Senāts)	87	
	Other courts or tribunals	42	
Lithuania	Konstitucinis Teismas	2	127
	Aukščiausiasis Teismas	37	
	Vyriausiasis administracinis teismas	57	
	Other courts or tribunals	31	
Luxembourg	Cour constitutionnelle	1	127
	Cour de cassation	44	
	Cour administrative	21	
	Other courts or tribunals	61	
Hungary	Kúria	45	320
	Fővárosi Ítéltábla	9	
	Szegedi Ítéltábla	6	
	Other courts or tribunals	260	
Malta	Qorti Kostituzzjonali	1	7
	Qorti tal-Appell	1	
	Other courts or tribunals	5	
Netherlands	Hoge Raad	326	1 219
	Raad van State	157	
	Centrale Raad van Beroep	73	
	College van Beroep voor het Bedrijfsleven	181	
	Tariefcommissie	35	
	Other courts or tribunals	447	
Austria	Verfassungsgerichtshof	4	823
	Oberster Gerichtshof	210	
	Verwaltungsgerichtshof	147	
	Other courts or tribunals	462	
Poland	Trybunał Konstytucyjny	1	469
	Sąd Najwyższy	69	
	Naczelny Sąd Administracyjny	77	
	Other courts or tribunals	322	
Portugal	Tribunal Constitucional	1	314
	Supremo Tribunal de Justiça	25	
	Supremo Tribunal Administrativo	103	
	Other courts or tribunals	185	
Romania	Curtea Constituțională	1	397
	Înalta Curte de Casație și Justiție	43	
	Curtea de Apel	211	
	Other courts or tribunals	142	

>>>

Member State	Court or tribunal	Number of references	Total
Slovenia	Ustavno sodišče	5	50
	Vrhovno sodišče	26	
	Other courts or tribunals	19	
Slovakia	Ústavný súd	3	101
	Najvyšší súd	28	
	Najvyšší správny súd	7	
	Other courts or tribunals	63	
Finland	Korkein oikeus	36	163
	Korkein hallinto-oikeus	76	
	Työtuomioistuin	6	
	Other courts or tribunals	45	
Sweden	Högsta Domstolen	30	191
	Högsta förvaltningsdomstolen	50	
	Marknadsdomstolen	5	
	Arbetsdomstolen	4	
	Other courts or tribunals	102	
United Kingdom	House of Lords	39	672
	Supreme Court	26	
	Other courts or tribunals	607	
Others	Cour de justice Benelux/Benelux Gerechtshof ¹	2	4
	Complaints Board of the European Schools ²	1	
	High Court of Justice, London ³	1	
		Total	14 699

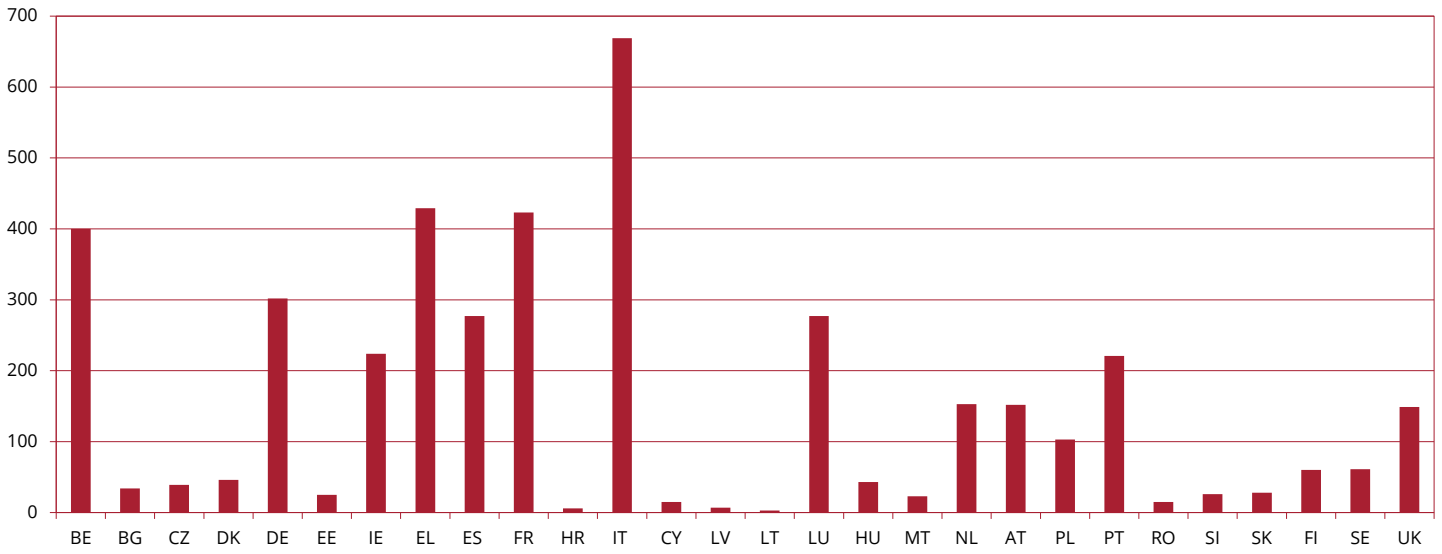
1| Case C-265/00, Campina Melkunie.

Case C-169/15, Montis Design.

2| Case C-196/09, Miles and Others.

3| Case C-682/25, Crossryn.

**XXVI. General trend in the work of the Court (1952-2025) –
Actions for failure to fulfil obligations brought against the Member States**



BE	BG	CZ	DK	DE	EE	IE	EL	ES	FR	HR	IT	CY	LV	LT	LU	HU	MT	NL	AT	PL	PT	RO	SI	SK	FI	SE	UK	Total
400	34	39	46	302	25	224	429	277	423	6	669	15	7	3	277	43	23	153	152	103	221	15	26	28	60	61	149	4 210

XXVII. Activity of the Registry of the Court of Justice (2021-2025)

Type of intervention	2021	2022	2023	2024	2025
Number of documents entered in the register of the Registry	116 339	112 327	106 637	117 530	111 306
Number of pages lodged via e-Curia	270 236	305 863	444 456	483 758	483 581
Percentage of procedural documents lodged via e-Curia	85%	87%	89%	91%	92%
Number of hearings	91	169	165	168	188
Number of cases affected by those hearings	124	216	216	187	222
Number of sittings for the delivery of Opinions	276	268	253	218	292
Number of cases affected by those sittings for the delivery of Opinions	320	309	314	279	336
Number of judgments, opinions and orders terminating the proceedings served on the parties	703	730	718	771	655
Number of minutes of hearings drawn up (oral submissions, Opinions and judgments)	841	919	914	924	937
Number of notices in the OJ concerning new cases	677	741	644	706	658
Number of notices in the OJ concerning completed cases	689	662	701	710	611

XXVIII. Requests for a preliminary ruling under Article 50b of the Statute (2024-2025)

Since 1 October 2024, the General Court has jurisdiction to hear and determine requests for a preliminary ruling which come exclusively within one or several specific areas set out in Article 50b of the Statute, unless those requests raise independent questions relating to the interpretation of primary law, public international law, general principles of Union law or the Charter of Fundamental Rights of the European Union.

Those requests must be lodged with the Court of Justice, which is called upon to determine, according to the detailed rules in its Rules of Procedure, whether those requests fall exclusively within the jurisdiction of the Court of Justice or the General Court. A case is to be created by the Court of Justice or the General Court only once that determination has been made, where appropriate, by the President of the Court of Justice or the General Meeting of the Court of Justice.

This table sets out, by subject matter, all of the requests for a preliminary ruling coming under the article referred to above and lodged with the Court of Justice during the period in question and indicates the specific stage of the proceedings in respect of those requests reached by the Court of Justice at the end of the period in question.

Subject matter of the action	Examination ongoing	Requests transmitted to the General Court	Requests dealt with by the Court of Justice	No further action taken ¹	Total
Compensation and assistance to passengers	1	20	2	1	24
Customs Code	0	10	3	1	14
Excise duties	0	13	2	0	15
Greenhouse gas emission allowance trading	0	1	1	0	2
Tariff classification	1	6	1	0	8
Value added tax	4	29	2	1	36
Total	6	79	11	3	99

¹ It was not necessary to rule on the request for a preliminary ruling because, for example, that request was withdrawn by the referring court.



Court of Justice
L-2925 Luxembourg
Tel. +352 4303-1

General Court
L-2925 Luxembourg
Tel. +352 4303-1

The Court on the internet:
curia.europa.eu

Text completed in February 2026 / Figures correct as at 31.12.2025

Layout: Court of Justice of the European Union | Communications Directorate |
Publications and Electronic Media Unit

All photos © European Union unless otherwise stated.

Any use or reproduction of photos or other material of which the European Union is not the copyright holder is prohibited without the authorisation of the copyright holders.

Neither the Court of Justice of the European Union nor any person acting on behalf of the Institution may be held responsible for any use that may be made of the information contained herein.

Reuse is authorised provided the source is acknowledged.

© European Union, 2026



PDF QD-01-26-004-EN-N
PRINT QD-01-26-004-EN-C

ISBN 978-92-829-5225-2
ISBN 978-92-829-5226-9

ISSN 2812-3808
ISSN 2812-3972

doi: 10.2862/3510408
doi: 10.2862/3324472



COURT OF JUSTICE OF THE EUROPEAN UNION

Directorate for Communication
Publications and Electronic Media Unit

March 2026



PDF QD-01-26-004-EN-N
PRINT QD-01-26-004-EN-C

ISBN 978-92-829-5225-2
ISBN 978-92-829-5226-9

ISSN 2812-3808
ISSN 2812-3972

doi: 10.2862/3510408
doi: 10.2862/3324472