




COURT OF JUSTICE  
OF THE EUROPEAN UNION

## Annual Report 2023

# Statistics concerning the judicial activity of the General Court





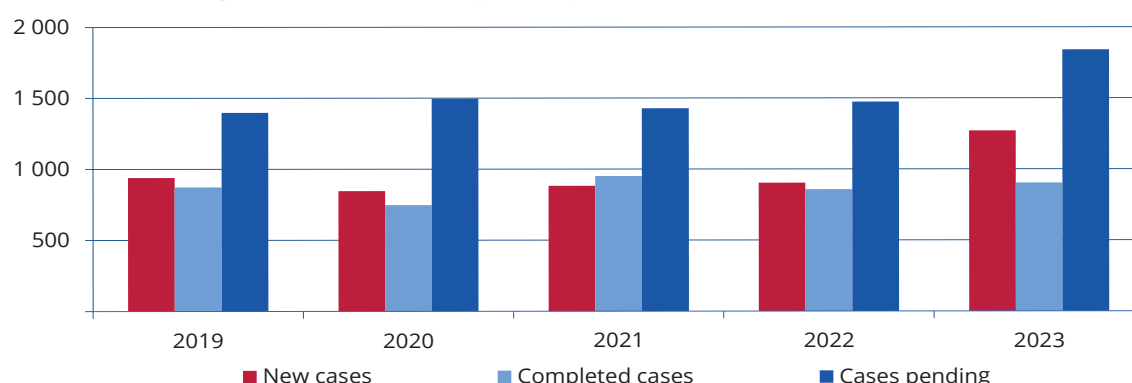
# Statistics concerning the judicial activity of the General Court

I. General activity of the General Court – New cases, completed cases, cases pending (2019-2023)	5
II. New cases – Nature of proceedings (2019-2023)	6
III. New cases – Type of action (2019-2023)	7
IV. New cases – Subject matter of the action (2019-2023)	8
V. Completed cases – Nature of proceedings (2019-2023)	9
VI. Completed cases – Subject matter of the action (2023)	10
VII. Completed cases – Subject matter of the action (2019-2023)	11
VIII. Completed cases – Bench hearing action (2019-2023)	12
IX. Completed cases – Duration of proceedings in months (2019-2023)	13
X. Duration of proceedings in months (2019-2023)	14
XI. Cases pending as at 31 December – Nature of proceedings (2019-2023)	15
XII. Cases pending as at 31 December – Subject matter of the action (2019-2023)	16
XIII. Cases pending as at 31 December – Bench hearing action (2019-2023)	17
XIV. Miscellaneous – Proceedings for interim measures (2019-2023)	18
XV. Miscellaneous – Expedited procedures (2019-2023)	19
XVI. Miscellaneous – Appeals against decisions of the General Court to the Court of Justice (1990-2023)	21
XVII. Miscellaneous – Distribution of appeals before the Court of Justice according to the nature of the proceedings (2019-2023)	23
XVIII. Miscellaneous – Results of appeals before the Court of Justice (2023)	24
XIX. Miscellaneous – Results of appeals before the Court of Justice (2019-2023)	25
XX. Miscellaneous – General trend (1989-2023)	26
XXI. Activity of the Registry of the General Court (2019-2023)	27
XXII. Methods of lodging procedural documents before the General Court	28

<b>XXIII.</b>	Pages lodged by e-Curia (2019-2023)	29
<b>XXIV.</b>	Notices in the <i>Official Journal of the European Union</i> (2019-2023)	30
<b>XXV.</b>	Cases pleaded (2019-2023)	31
<b>XXVI.</b>	Hearings (2019-2023)	32

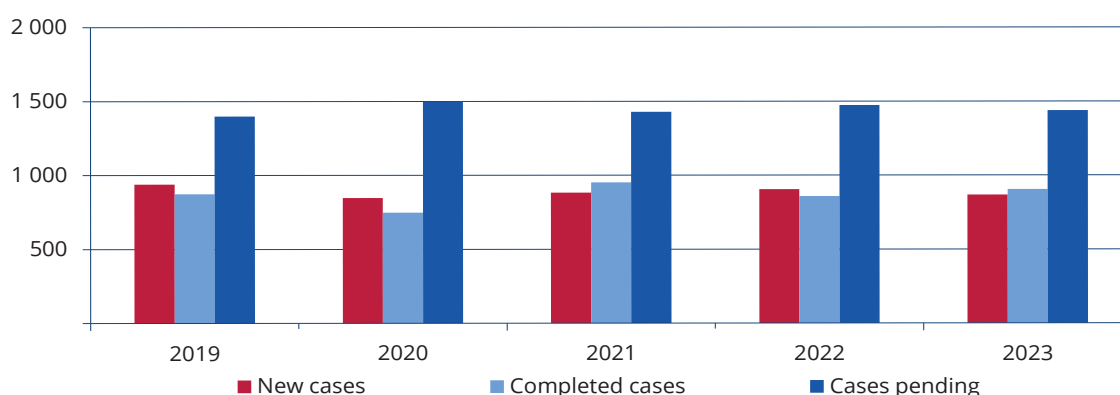
## I. General activity of the General Court –

### New cases, completed cases, cases pending (2019-2023) <sup>1 2</sup>



General activity	2019	2020	2021	2022	2023
New cases	939	847	882	904	1 271
Completed cases	874	748	951	858	904
Cases pending	1 398	1 497	1 428	1 474	1 841

With respect to 2023, the graphic and table below set out the new and pending cases so as to reflect the fact that a series of 404 essentially identical cases concerning the pension rights of Members of the European Parliament was lodged at the end of the year (cases T-620/23 to T-1023/23). In order to take account of that specific factor those cases have been accounted for as a single case in the following figures.



General activity	2019	2020	2021	2022	2023
New cases	939	847	882	904	868
Completed cases	874	748	951	858	904
Cases pending	1 398	1 497	1 428	1 474	1 438

1] Unless otherwise indicated, this table and the following tables take account of special forms of procedure.

The following are considered to be 'special forms of procedure': application to set aside a judgment by default (Article 41 of the Statute of the Court of Justice; Article 166 of the Rules of Procedure of the General Court); third-party proceedings (Article 42 of the Statute of the Court of Justice; Article 167 of the Rules of Procedure); interpretation (Article 43 of the Statute of the Court of Justice; Article 168 of the Rules of Procedure); revision (Article 44 of the Statute of the Court of Justice; Article 169 of the Rules of Procedure); legal aid (Article 148 of the Rules of Procedure); rectification (Article 164 of the Rules of Procedure); failure to adjudicate (Article 165 of the Rules of Procedure); and dispute concerning the costs to be recovered (Article 170 of the Rules of Procedure).

2] Unless otherwise indicated, this table and the following tables do not take account of proceedings concerning interim measures.

## II. New cases – Nature of proceedings (2019-2023) <sup>1</sup>

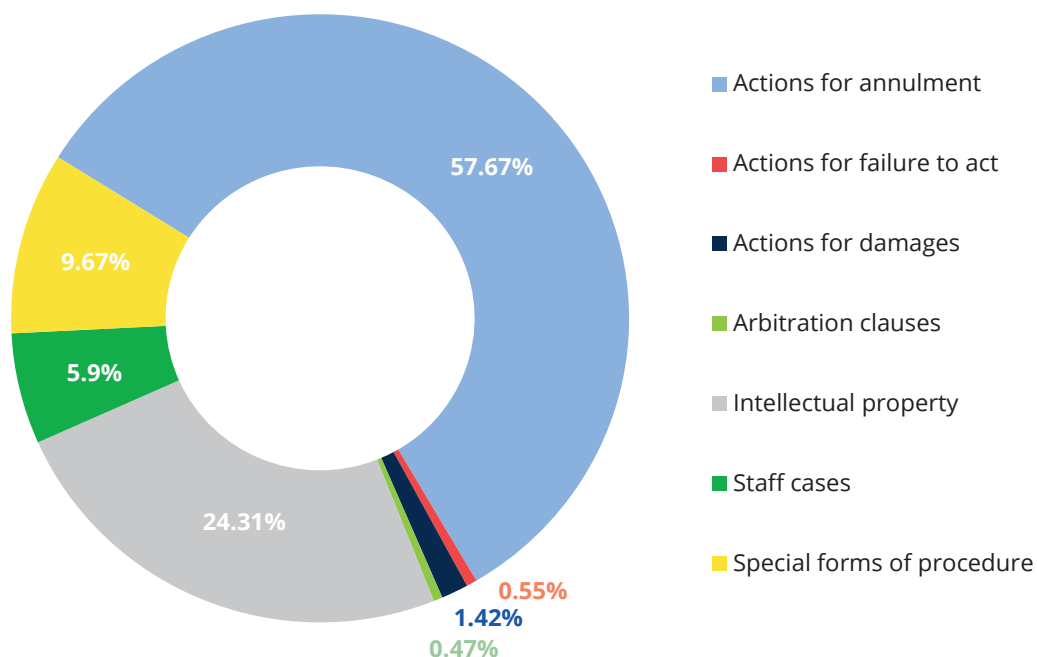


Nature of proceedings	2019	2020	2021	2022	2023
State aid	134	42	46	68	10
Competition	23	27	34	8	13
Staff cases	87	118	81	66	75
Intellectual property	270	282	308	270	309
Other direct actions	334	260	316	380	741
Appeals	0	2	0	0	0
Special forms of procedure	91	116	97	112	123
<b>Total</b>	<b>939</b>	<b>847</b>	<b>882</b>	<b>904</b>	<b>1 271</b>

1| With respect to 2023, the series of 404 essentially identical cases, T-620/23 to T-1023/23, has had an impact on the number of new cases in the category of 'Other direct actions'.

### III. New cases – Type of action (2019-2023) <sup>1</sup>

2023



Type of action	2019	2020	2021	2022	2023
Actions for annulment	445	284	343	414	733
Actions for failure to act	14	15	21	18	7
Actions for damages	24	17	28	9	18
Arbitration clauses	8	13	4	15	6
Intellectual property	270	282	308	270	309
Staff cases	87	118	81	66	75
Appeals	0	2	0	0	0
Special forms of procedure	91	116	97	112	123
<b>Total</b>	<b>939</b>	<b>847</b>	<b>882</b>	<b>904</b>	<b>1 271</b>

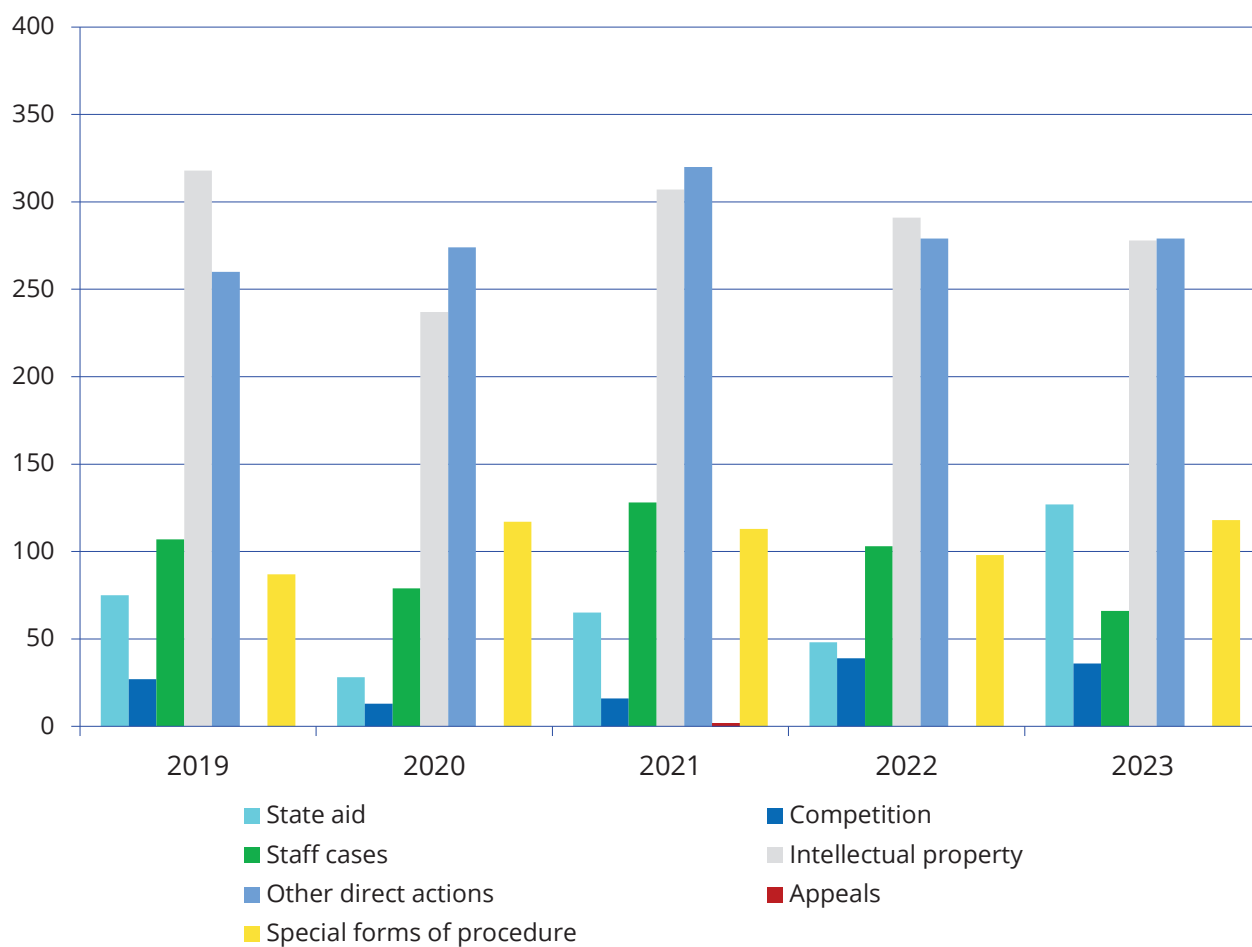
<sup>1</sup> | With respect to 2023, the series of 404 essentially identical cases, T-620/23 to T-1023/23, has had an impact on the number of new cases in the category of 'Actions for annulment'.

#### IV. New cases – Subject matter of the action (2019-2023) <sup>1</sup>

Subject matter of the action	2019	2020	2021	2022	2023
Access to documents	17	8	32	15	22
Accession of new States	0	0	0	0	1
Agriculture	12	14	13	20	14
Approximation of laws	2	0	0	0	0
Arbitration clause	8	15	4	16	6
Area of freedom, security and justice	1	0	3	1	1
Citizenship of the Union	1	1	1	0	0
Commercial policy	13	27	15	12	12
Common fisheries policy	0	0	1	4	1
Common foreign and security policy	1	0	0	0	0
Company law	0	1	0	0	0
Competition	23	27	34	8	13
Consumer protection	1	3	4	0	0
Customs union and Common Customs Tariff	2	0	3	1	0
Economic and monetary policy	24	36	34	49	56
Economic, social and territorial cohesion	3	0	2	4	1
Education, vocational training, youth and sport	1	0	0	0	0
Employment	0	0	1	0	0
Energy	8	8	9	5	8
Environment	10	8	11	15	9
External action by the European Union	6	3	2	0	0
Financial provisions (budget, financial framework, own resources, combating fraud)	5	4	8	3	6
Free movement of capital	0	0	1	0	0
Free movement of goods	0	0	1	1	0
Freedom of movement for persons	2	0	0	1	1
Freedom to provide services	0	1	1	1	1
Intellectual property	270	282	308	270	310
Law governing the institutions	148	65	73	77	470
Public health	5	8	25	21	24
Public procurement	10	13	19	17	12
Registration, evaluation, authorisation and restriction of chemicals (REACH Regulation)	6	7	2	3	5
Regulation of digital markets and services	0	0	0	0	6
Research and technological development and space	3	6	0	4	2
Restrictive measures (external action)	42	25	42	103	63
Social policy	1	0	8	6	0
State aid	134	42	46	68	10
Taxation	0	0	0	1	9
Trans-European networks	1	1	0	0	1
Transport	1	6	1	0	2
<b>Total EC Treaty/TFEU</b>	<b>761</b>	<b>611</b>	<b>704</b>	<b>726</b>	<b>1 066</b>
Special forms of procedure	91	116	97	112	123
Staff Regulations	87	120	81	66	82
<b>OVERALL TOTAL</b>	<b>939</b>	<b>847</b>	<b>882</b>	<b>904</b>	<b>1 271</b>

1| With respect to 2023, the series of 404 essentially identical cases, T-620/23 to T-1023/23, has had an impact on the number of new cases in the field of 'Law governing the institutions'.

## V. Completed cases – Nature of proceedings (2019-2023)



Nature of proceedings	2019	2020	2021	2022	2023
State aid	75	28	65	48	127
Competition	27	13	16	39	36
Staff cases	107	79	128	103	66
Intellectual property	318	237	307	291	278
Other direct actions	260	274	320	279	279
Appeals	0	0	2	0	0
Special forms of procedure	87	117	113	98	118
<b>Total</b>	<b>874</b>	<b>748</b>	<b>951</b>	<b>858</b>	<b>904</b>

## VI. Completed cases – Subject matter of the action (2023)

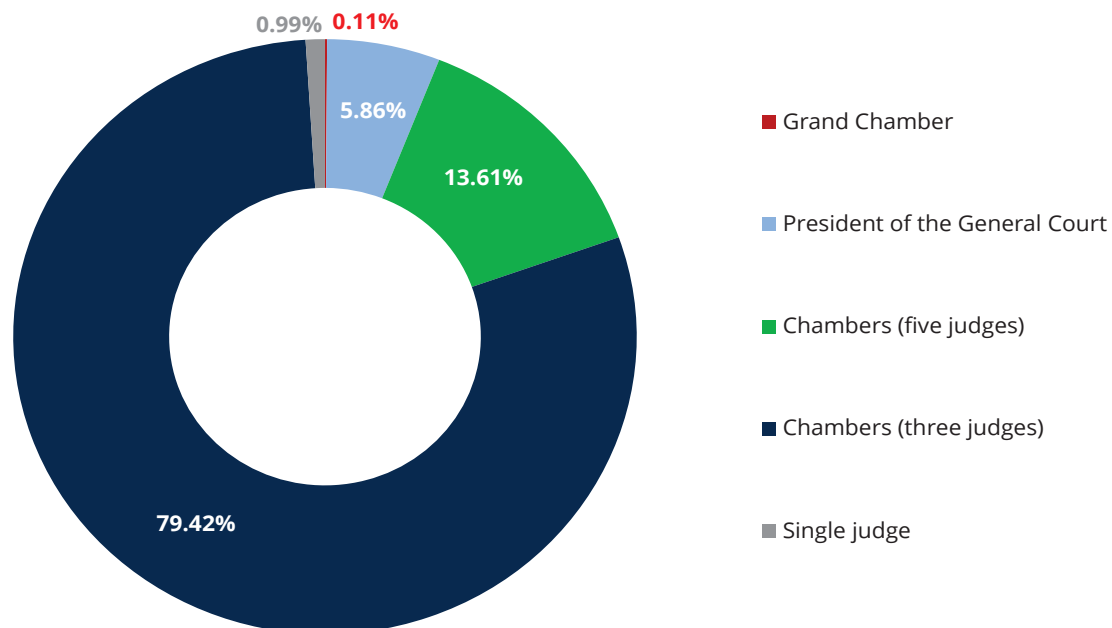
Subject matter of the action	Judgments	Orders	Total
Access to documents	10	7	17
Agriculture	12	2	14
Arbitration clause	17	5	22
Area of freedom, security and justice	0	1	1
Commercial policy	10	6	16
Competition	32	4	36
Consumer protection	1	0	1
Customs union and Common Customs Tariff	1	0	1
Economic and monetary policy	16	6	22
Energy	3	1	4
Environment	8	3	11
Financial provisions (budget, financial framework, own resources, combating fraud)	1	1	2
Free movement of goods	1	0	1
Freedom of movement for persons	0	1	1
Intellectual property	224	55	279
Law governing the institutions	11	33	44
Public health	0	11	11
Public procurement	10	5	15
Registration, evaluation, authorisation and restriction of chemicals (REACH Regulation)	5	1	6
Research and technological development and space	2	2	4
Restrictive measures (external action)	56	13	69
Social policy	0	4	4
State aid	68	59	127
Taxation	0	9	9
Trans-European networks	1	0	1
Transport	0	1	1
<b>Total EC Treaty/TFEU</b>	<b>489</b>	<b>230</b>	<b>719</b>
Special forms of procedure	0	118	118
Staff Regulations	40	27	67
<b>OVERALL TOTAL</b>	<b>529</b>	<b>375</b>	<b>904</b>

## VII. Completed cases – Subject matter of the action (2019-2023) (Judgments and orders)

Subject matter of the action	2019	2020	2021	2022	2023
Access to documents	17	14	12	29	17
Agriculture	33	15	11	13	14
Approximation of laws	4	3	1	0	0
Arbitration clause	13	6	17	7	22
Area of freedom, security and justice	0	2	1	2	1
Citizenship of the Union	1	0	1	1	0
Commercial policy	12	5	15	42	16
Common fisheries policy	0	2	0	1	0
Common foreign and security policy	0	1	0	0	0
Company law	1	0	1	0	0
Competition	27	13	16	39	36
Consumer protection	1	2	1	0	1
Customs union and Common Customs Tariff	0	2	0	3	1
Economic and monetary policy	13	18	11	24	22
Economic, social and territorial cohesion	2	1	1	3	0
Education, vocational training, youth and sport	0	1	1	0	0
Employment	0	0	1	0	0
Energy	3	5	4	5	4
Environment	6	6	9	9	11
External action by the European Union	3	2	5	1	0
Financial provisions (budget, financial framework, own resources, combating fraud)	4	9	5	7	2
Free movement of capital	1	0	1	0	0
Free movement of goods	0	0	0	0	1
Freedom of establishment	1	0	0	0	0
Freedom of movement for persons	1	1	0	1	1
Freedom to provide services	0	0	0	3	0
Intellectual property	318	237	307	291	279
Law governing the institutions	71	127	105	46	44
Public health	7	6	19	21	11
Public procurement	17	7	15	20	15
Registration, evaluation, authorisation and restriction of chemicals (REACH Regulation)	10	4	9	2	6
Research and technological development and space	3	2	5	1	4
Restrictive measures (external action)	30	32	56	32	69
Social policy	1	1	6	4	4
State aid	75	28	65	48	127
Taxation	2	0	0	0	9
Trans-European networks	2	0	1	0	1
Transport	0	0	6	2	1
<b>Total EC Treaty/TFEU</b>	<b>679</b>	<b>552</b>	<b>708</b>	<b>657</b>	<b>719</b>
Special forms of procedure	87	117	113	98	118
Staff Regulations	108	79	130	103	67
<b>OVERALL TOTAL</b>	<b>874</b>	<b>748</b>	<b>951</b>	<b>858</b>	<b>904</b>

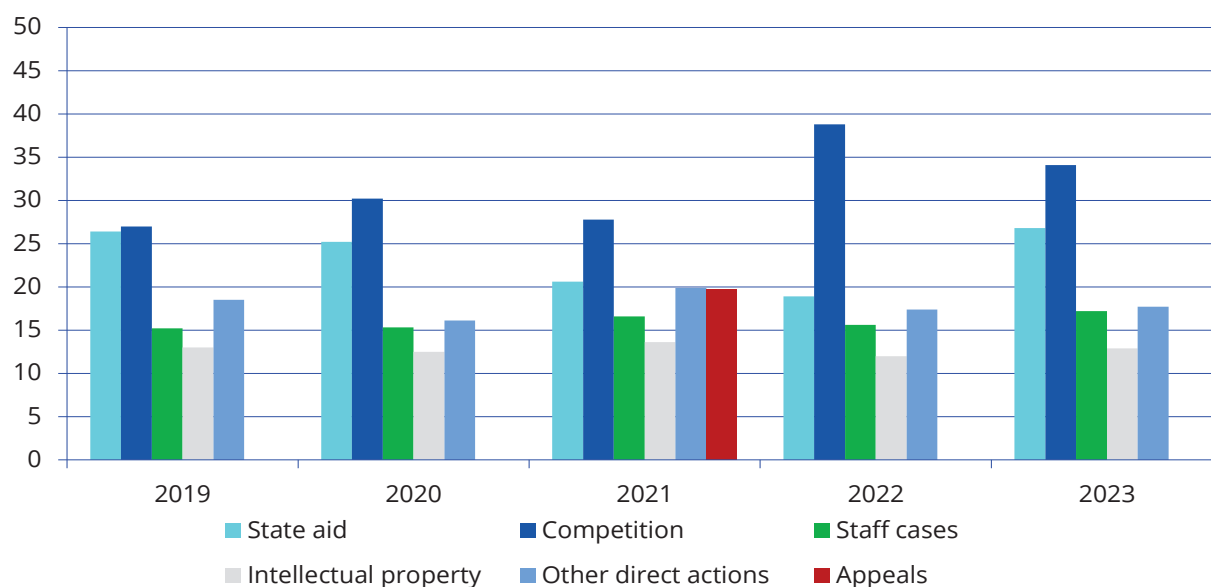
## VIII. Completed cases – Bench hearing action (2019-2023)

2023



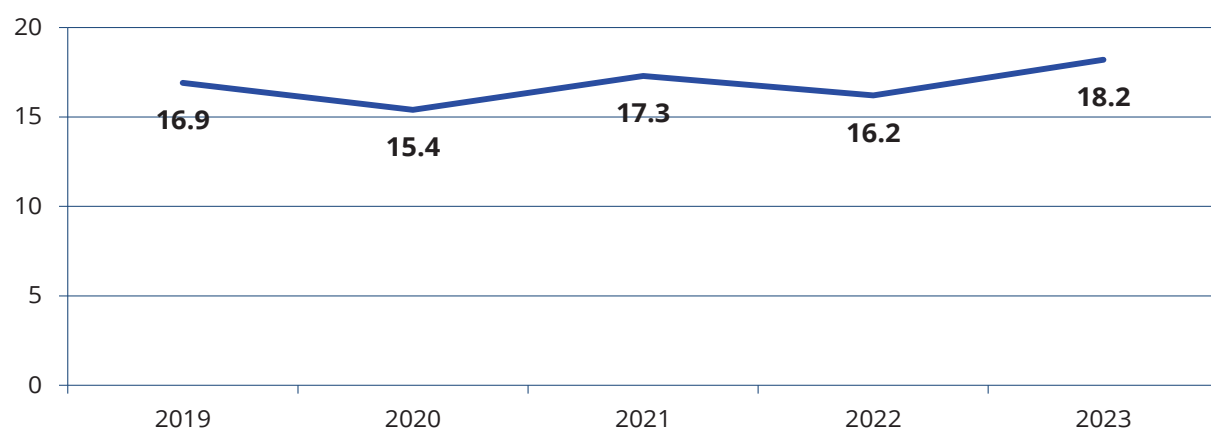
Bench hearing action	Judgments in 2019		Orders in 2019	Total in 2019		Judgments in 2020		Orders in 2020	Total in 2020		Judgments in 2021		Orders in 2021	Total in 2021		Judgments in 2022		Orders in 2022	Total in 2022		Judgments in 2023		Orders in 2023	Total in 2023	
Grand Chamber	0	1	1	0	0	0	0	0	0	0	0	0	0	0	0	1	1	0	0	1	1	0	0	1	
Appeal Chamber	0	2	2	0	0	0	0	0	0	0	0	0	0	0	0	0	0	0	0	0	0	0	0	0	
President of the General Court	0	47	47	0	73	73	0	64	64	0	55	55	0	53	53	0	53	53	0	53	53	0	53	53	
Chambers (five judges)	50	9	59	104	7	111	73	14	87	92	8	100	113	10	123	113	10	123	113	10	123	113	10	123	
Chambers (three judges)	499	261	760	309	254	563	489	308	797	394	306	700	407	311	718	407	311	718	407	311	718	407	311	718	
Single judge	5	0	5	1	0	1	3	0	3	2	0	2	8	1	9	8	1	9	8	1	9	8	1	9	
Total	554	320	874	414	334	748	565	386	951	489	369	858	529	375	904	529	375	904	529	375	904	529	375	904	

## IX. Completed cases – Duration of proceedings in months (2019-2023) <sup>1</sup> (Judgments and orders)



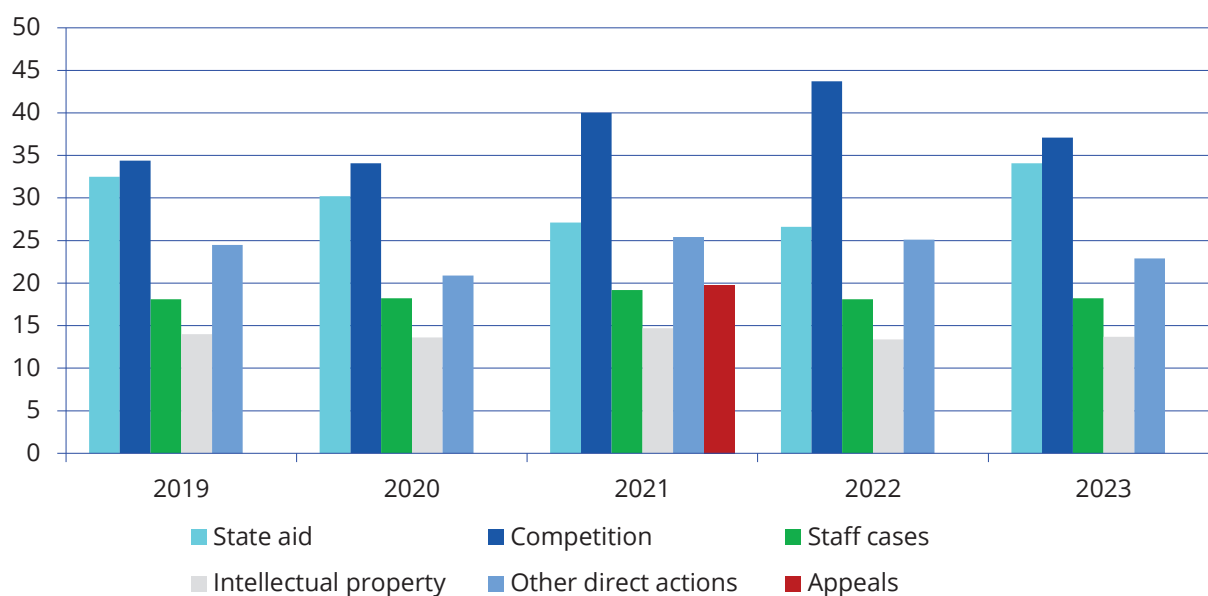
Completed cases	2019	2020	2021	2022	2023
State aid	26.4	25.2	20.6	18.9	26.8
Competition	27	30.2	27.8	38.8	34.1
Staff cases	15.2	15.3	16.6	15.6	17.2
Intellectual property	13	12.5	13.6	12	12.9
Other direct actions	18.5	16.1	19.9	17.4	17.7
Appeals	0	0	19.7	0	0
<b>All cases</b>	<b>16.9</b>	<b>15.4</b>	<b>17.3</b>	<b>16.2</b>	<b>18.2</b>

### Duration of proceedings (in months) All cases disposed of by way of judgment or order



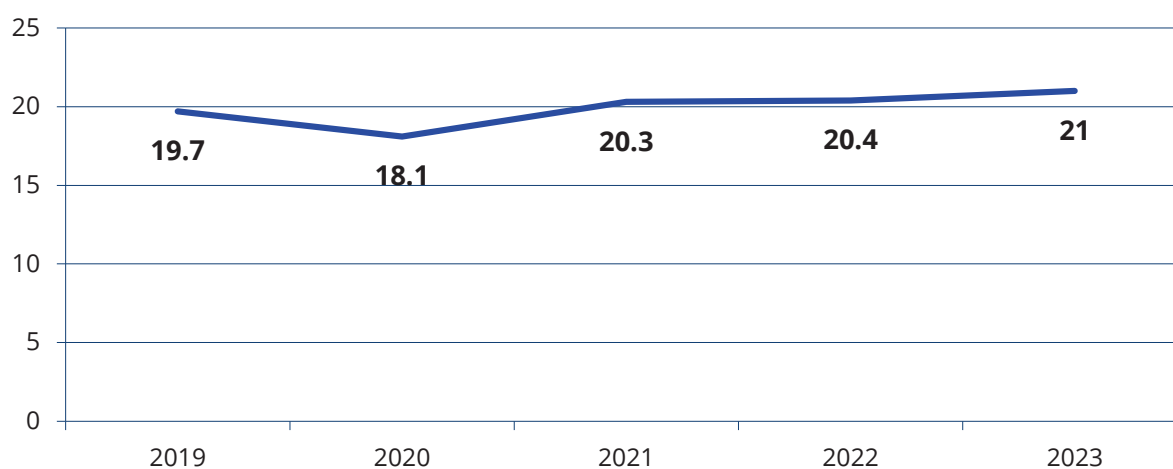
<sup>1</sup> The duration of proceedings is expressed in months and tenths of months. The calculation of the average duration of proceedings does not take account of: cases ruled upon by interlocutory judgment; special forms of procedure; appeals concerning interim measures or interventions; staff cases transferred to the General Court on 1 September 2016.

## X. Duration of proceedings in months (2019-2023) <sup>1</sup> (Judgments)



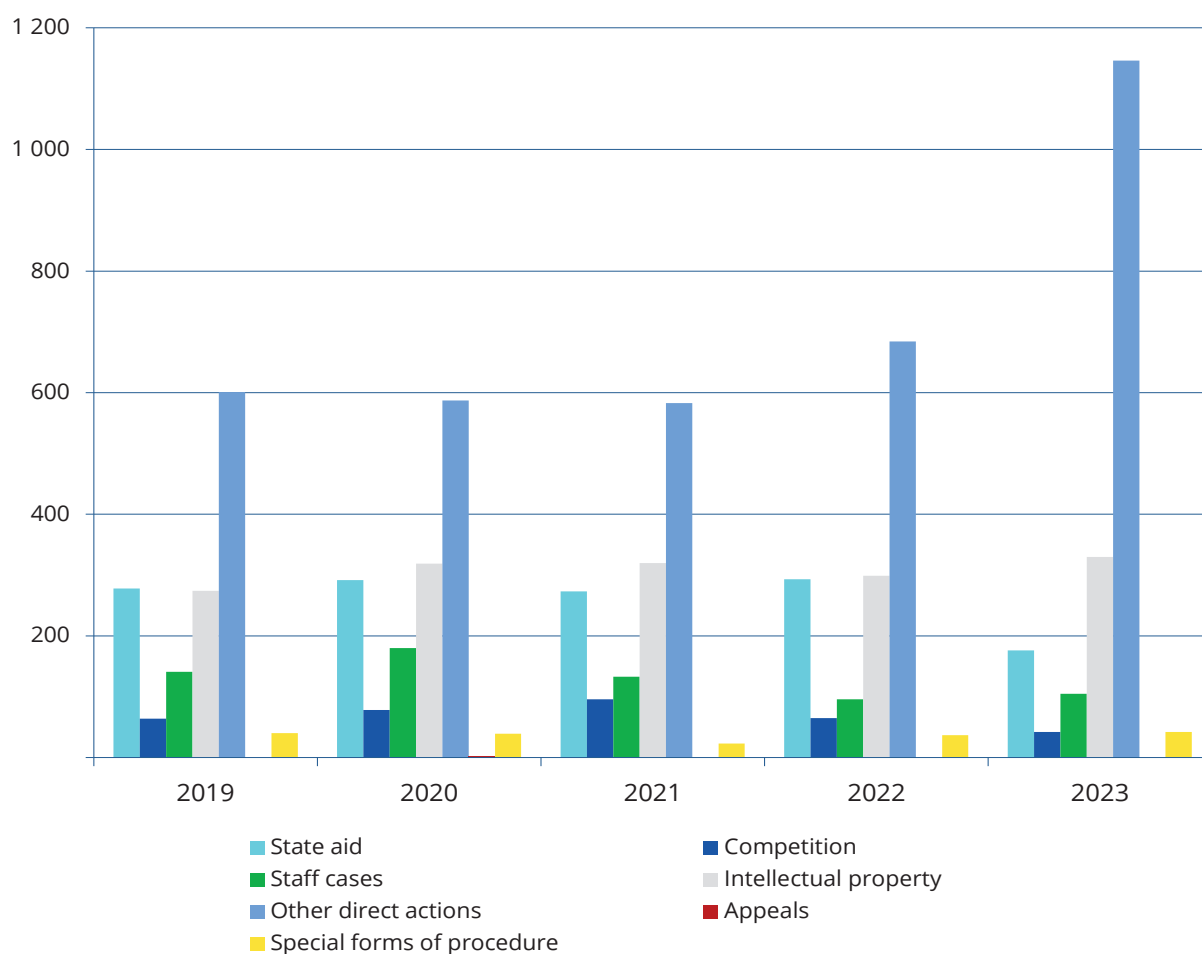
Completed cases	2019	2020	2021	2022	2023
State aid	32.5	30.2	27.1	26.6	34.1
Competition	34.4	34.1	40	43.7	37.1
Staff cases	18.1	18.2	19.2	18.1	18.2
Intellectual property	14	13.6	14.7	13.4	13.7
Other direct actions	24.5	20.9	25.4	25.1	22.9
Appeals	0	0	19.8	0	0
<b>All cases</b>	<b>19.7</b>	<b>18.1</b>	<b>20.3</b>	<b>20.4</b>	<b>21</b>

### Duration of proceedings (in months) All cases disposed of by way of judgment



<sup>1</sup> The duration of proceedings is expressed in months and tenths of months. The calculation of the average duration of proceedings does not take account of: cases ruled upon by interlocutory judgment; special forms of procedure; appeals concerning interim measures or interventions; staff cases transferred to the General Court on 1 September 2016.

## XI. Cases pending as at 31 December – Nature of proceedings (2019-2023) <sup>1</sup>



Nature of proceedings	2019	2020	2021	2022	2023
State aid	278	292	273	293	176
Competition	64	78	96	65	42
Staff cases	141	180	133	96	105
Intellectual property	274	319	320	299	330
Other direct actions	601	587	583	684	1 146
Appeals	0	2	0	0	0
Special forms of procedure	40	39	23	37	42
<b>Total</b>	<b>1 398</b>	<b>1 497</b>	<b>1 428</b>	<b>1 474</b>	<b>1 841</b>

<sup>1</sup>| With respect to 2023, the series of 404 essentially identical cases, T-620/23 to T-1023/23, has had an impact on the number of cases pending in the category of 'Other direct actions'.

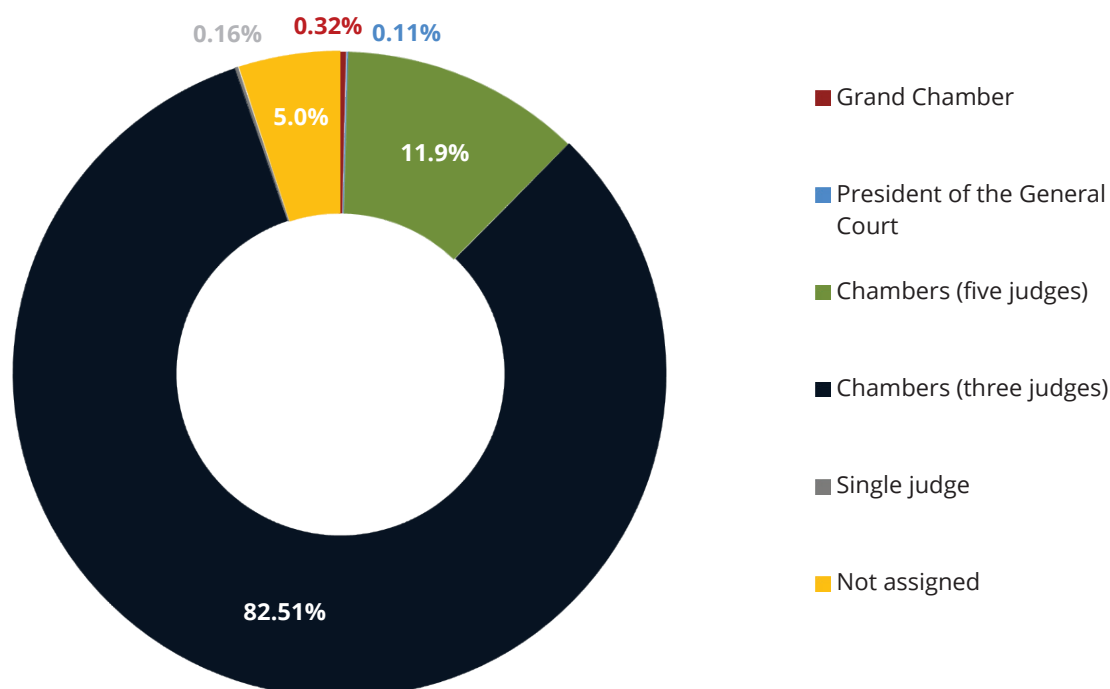
## XII. Cases pending as at 31 December – Subject matter of the action (2019-2023) <sup>1</sup>

Subject matter of the action	2019	2020	2021	2022	2023
Access to documents	30	24	44	30	35
Accession of new States	0	0	0	0	1
Agriculture	22	21	23	30	30
Approximation of laws	4	1	0	0	0
Arbitration clause	22	31	18	27	11
Area of freedom, security and justice	2	0	2	1	1
Citizenship of the Union	0	1	1	0	0
Commercial policy	41	63	63	33	29
Common fisheries policy	2	0	1	4	5
Common foreign and security policy	1	0	0	0	0
Company law	0	1	0	0	0
Competition	64	78	96	65	42
Consumer protection	1	2	5	5	4
Customs union and Common Customs Tariff	2	0	3	1	0
Economic and monetary policy	138	156	179	204	238
Economic, social and territorial cohesion	3	2	3	4	5
Education, vocational training, youth and sport	2	1	0	0	0
Energy	9	12	17	17	21
Environment	12	14	16	22	20
External action by the European Union	5	6	3	2	2
Financial provisions (budget, financial framework, own resources, combating fraud)	10	5	8	4	8
Free movement of goods	0	0	1	2	1
Freedom of movement for persons	1	0	0	0	0
Freedom to provide services	0	1	2	0	1
Intellectual property	274	319	320	299	330
Law governing the institutions	180	118	86	117	543
Public health	11	13	19	19	32
Public procurement	15	21	25	22	19
Registration, evaluation, authorisation and restriction of chemicals (REACH Regulation)	10	13	6	7	6
Regulation of digital markets and services	0	0	0	0	6
Research and technological development and space	3	7	2	5	3
Restrictive measures (external action)	72	65	51	122	116
Social policy	1	0	2	4	0
State aid	278	292	273	293	176
Taxation	0	0	0	1	1
Trans-European networks	1	2	1	1	1
Transport	1	7	2	0	1
<b>Total EC Treaty/TFEU</b>	<b>1 217</b>	<b>1 276</b>	<b>1 272</b>	<b>1 341</b>	<b>1 688</b>
Special forms of procedure	40	39	23	37	42
Staff Regulations	141	182	133	96	111
<b>OVERALL TOTAL</b>	<b>1 398</b>	<b>1 497</b>	<b>1 428</b>	<b>1 474</b>	<b>1 841</b>

1] With respect to 2023, the series of 404 essentially identical cases, T-620/23 to T-1023/23, has had an impact on the number of cases pending in the field of 'Law governing the institutions'.

### XIII. Cases pending as at 31 December – Bench hearing action (2019-2023) <sup>1</sup>

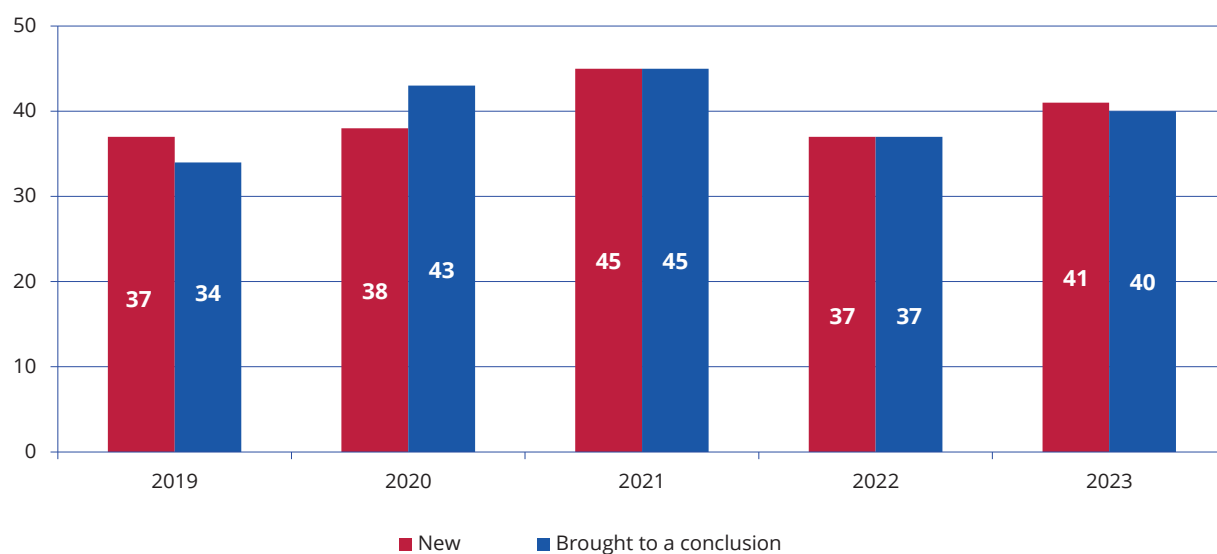
2023



Bench hearing action	2019	2020	2021	2022	2023
Grand Chamber	0	0	0	1	6
President of the General Court	9	4	1	0	2
Chambers (five judges)	88	112	106	206	219
Chambers (three judges)	1 218	1 271	1 261	1 161	1 519
Single judge	0	0	0	7	3
Not assigned	83	110	60	99	92
<b>Total</b>	<b>1 398</b>	<b>1 497</b>	<b>1 428</b>	<b>1 474</b>	<b>1 841</b>

1| With respect to 2023, the series of 404 essentially identical cases, T-620/23 to T-1023/23, has had an impact on the number of cases pending before chambers of three judges

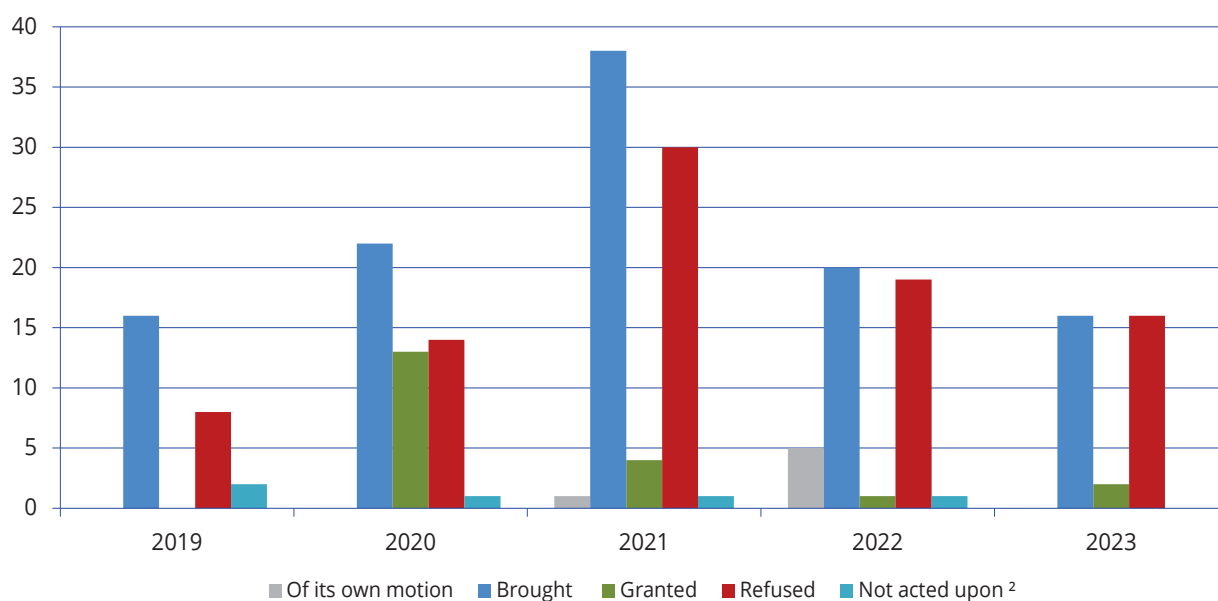
#### XIV. Miscellaneous – Proceedings for interim measures (2019-2023)



#### 2023

Proceedings for interim measures	New applications for interim measures	Applications for interim measures brought to a conclusion	Outcome: Granted	Outcome: Removed from the register/no need to adjudicate	Outcome: Dismissed
Access to documents	2	2	1	0	1
Agriculture	1	1	0	0	1
Arbitration clause	1	1	0	0	1
Area of freedom, security and justice	1	1	0	0	1
Competition	3	1	0	0	1
Economic and monetary policy	1	1	0	0	1
Financial provisions (budget, financial framework, own resources, combating fraud)	1	1	0	0	1
Law governing the institutions	3	3	0	1	2
Public health	12	11	0	1	10
Public procurement	3	5	1	0	4
Registration, evaluation, authorisation and restriction of chemicals (REACH Regulation)	1	0	0	0	0
Regulation of digital markets and services	2	1	1	0	0
Research and technological development and space	1	1	0	1	0
Restrictive measures (external action)	7	8	3	0	5
Staff Regulations	2	3	0	1	2
<b>Total</b>	<b>41</b>	<b>40</b>	<b>6</b>	<b>4</b>	<b>30</b>

## XV. Miscellaneous – Expedited procedures (2019-2023) <sup>1</sup>



Expedited procedures	2019					2020					2021					2022					2023				
	Of its own motion in 2019	Brought in 2019	Outcome in 2019 / Granted	Outcome in 2019 / Refused	Outcome in 2019 / Not acted upon <sup>2</sup>	Of its own motion in 2020	Brought in 2020	Outcome in 2020 / Granted	Outcome in 2020 / Refused	Outcome in 2020 / Not acted upon <sup>2</sup>	Of its own motion in 2021	Brought in 2021	Outcomes in 2021 / Granted	Outcome in 2021 / Refused	Outcome in 2021 / Not acted upon <sup>2</sup>	Of its own motion in 2022	Brought in 2022	Outcome in 2022 / Granted	Outcome in 2022 / Refused	Outcome in 2022 / Not acted upon <sup>2</sup>	Of its own motion in 2023	Brought in 2023	Outcome in 2023 / Granted	Outcome in 2023 / Refused	Outcome in 2023 / Not acted upon <sup>2</sup>
Access to documents	0	2	0	2	0	0	0	0	0	0	0	2	0	2	0	0	0	0	0	0	0	0	0	0	0
Arbitration clause	0	0	0	0	0	0	0	0	0	0	0	0	0	0	0	0	0	0	0	0	0	1	0	1	0
Area of freedom, security and justice	0	0	0	0	0	0	0	0	0	0	0	0	0	0	0	0	1	0	1	0	0	0	0	0	0
Commercial policy	0	1	0	1	0	0	0	0	0	0	0	3	0	3	0	0	0	0	0	0	0	0	0	0	0
Competition	0	2	0	1	0	0	0	1	0	0	0	6	2	4	0	0	0	0	0	0	0	2	0	2	0
Consumer protection	0	0	0	0	1	0	0	0	0	0	0	0	0	0	0	0	0	0	0	0	0	0	0	0	0
Customs union and Common Customs Tariff	0	0	0	0	0	0	0	0	0	0	0	1	0	1	0	0	0	0	0	0	0	0	0	0	0
Economic and monetary policy	0	0	0	0	0	0	0	0	0	0	0	1	0	0	0	0	1	0	1	1	0	2	0	2	0
Economic, social and territorial cohesion	0	0	0	0	0	0	0	0	0	0	0	0	0	0	0	4	0	0	0	0	0	0	0	0	0

>>>

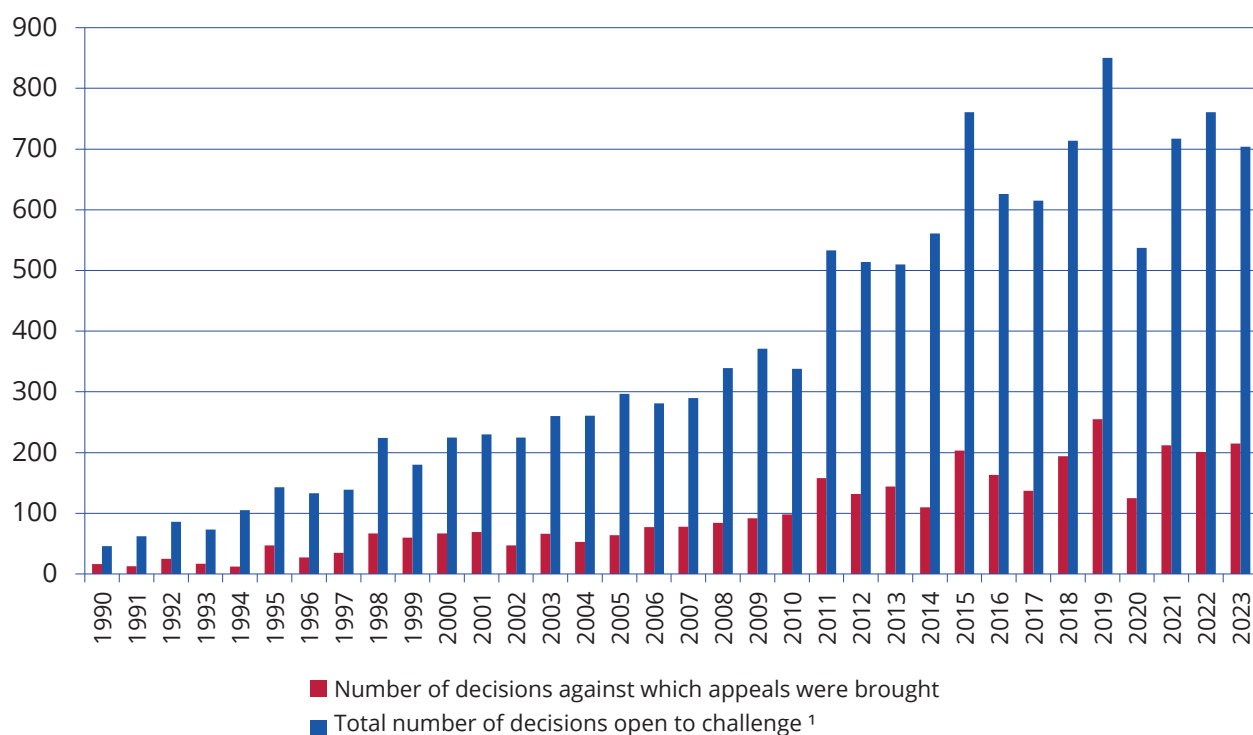
- 1| The General Court may decide to deal with a case before it under an expedited procedure at the request of a main party or, since 1 July 2015, of its own motion.
- 2| The category 'Not acted upon' covers the following instances: withdrawal of the application for expedition, discontinuance of the action and cases in which the action is disposed of by way of order before the application for expedition has been ruled upon.

Expedited procedures	Of its own motion in 2019					Of its own motion in 2020					Of its own motion in 2021					Of its own motion in 2022					Of its own motion in 2023				
	Brought in 2019	Outcome in 2019 / Granted	Outcome in 2019 / Refused	Outcome in 2019 / Not acted upon <sup>2</sup>		Brought in 2020	Outcome in 2020 / Granted	Outcome in 2020 / Refused	Outcome in 2020 / Not acted upon <sup>2</sup>		Brought in 2021	Outcomes in 2021 / Granted	Outcome in 2021 / Refused	Outcome in 2021 / Not acted upon <sup>2</sup>		Brought in 2022	Outcome in 2022 / Granted	Outcome in 2022 / Refused	Outcome in 2022 / Not acted upon <sup>2</sup>		Brought in 2023	Outcome in 2023 / Granted	Outcome in 2023 / Refused	Outcome in 2023 / Not acted upon <sup>2</sup>	
Financial provisions (budget, financial framework, own resources, combating fraud)	0	1	0	0	0	1	0	2	0	0	0	0	0	0	0	0	0	0	0	0	0	0	0	0	0
Intellectual and industrial property	0	5	0	0	0	0	0	5	0	0	0	0	0	0	0	0	0	0	0	0	0	0	0	0	0
Law governing the institutions	0	2	0	1	1	5	1	3	1	0	2	0	1	1	0	1	0	1	0	0	0	0	0	0	0
Public health	0	0	0	0	0	2	0	2	0	1	11	2	8	0	0	3	0	3	0	0	0	3	0	4	0
Public procurement	0	0	0	0	0	0	0	0	0	0	2	0	0	0	0	0	1	1	0	0	1	1	0	0	0
Registration, evaluation, authorisation and restriction of chemicals (REACH Regulation)	0	0	0	0	0	0	0	0	0	0	0	0	0	0	0	0	0	0	0	0	1	0	0	0	0
Regulation of digital markets and services	0	0	0	0	0	0	0	0	0	0	0	0	0	0	0	0	0	0	0	0	1	1	0	0	0
Restrictive measures (external action)	0	1	0	1	0	0	0	0	0	0	1	0	1	0	1	13	0	11	0	0	3	0	5	0	0
Staff Regulations	0	0	0	0	0	3	1	1	0	0	2	0	3	0	0	1	0	1	0	0	2	0	2	0	0
State aid	0	2	0	2	0	11	10	1	0	0	7	0	7	0	0	0	0	0	0	0	0	0	0	0	0
<b>Total</b>	<b>0</b>	<b>16</b>	<b>0</b>	<b>8</b>	<b>2</b>	<b>0</b>	<b>22</b>	<b>13</b>	<b>14</b>	<b>1</b>	<b>1</b>	<b>38</b>	<b>4</b>	<b>30</b>	<b>1</b>	<b>5</b>	<b>20</b>	<b>1</b>	<b>19</b>	<b>1</b>	<b>0</b>	<b>16</b>	<b>2</b>	<b>16</b>	<b>0</b>

1| The General Court may decide to deal with a case before it under an expedited procedure at the request of a main party or, since 1 July 2015, of its own motion.

2| The category 'Not acted upon' covers the following instances: withdrawal of the application for expedition, discontinuance of the action and cases in which the action is disposed of by way of order before the application for expedition has been ruled upon.

## XVI. Miscellaneous – Appeals against decisions of the General Court to the Court of Justice (1990-2023)



Year	Number of decisions against which appeals were brought	Total number of decisions open to challenge <sup>1</sup>	Percentage of decisions against which appeals were brought
1990	16	46	35%
1991	13	62	21%
1992	25	86	29%
1993	17	73	23%
1994	12	105	11%
1995	47	143	33%
1996	27	133	20%
1997	35	139	25%
1998	67	224	30%
1999	60	180	33%
2000	67	225	30%
2001	69	230	30%
2002	47	225	21%
2003	66	260	25%
2004	53	261	20%
2005	64	297	22%
2006	77	281	27%
2007	78	290	27%
2008	84	339	25%
2009	92	371	25%

>>>

1] Total number of decisions open to challenge – judgments, orders concerning interim measures or refusing leave to intervene and all orders terminating proceedings other than those removing a case from the register or transferring a case – in respect of which the period for bringing an appeal expired or against which an appeal was brought.

Year	Number of decisions against which appeals were brought	Total number of decisions open to challenge <sup>1</sup>	Percentage of decisions against which appeals were brought
2010	98	338	29%
2011	158	533	30%
2012	132	514	26%
2013	144	510	28%
2014	110	561	20%
2015	203	761	27%
2016	163	626	26%
2017	137	615	22%
2018	194	714	27%
2019	255	850	30%
2020	125	537	23%
2021	212	717	30%
2022	201	761	26%
2023	215	704	31%

1| Total number of decisions open to challenge – judgments, orders concerning interim measures or refusing leave to intervene and all orders terminating proceedings other than those removing a case from the register or transferring a case – in respect of which the period for bringing an appeal expired or against which an appeal was brought.

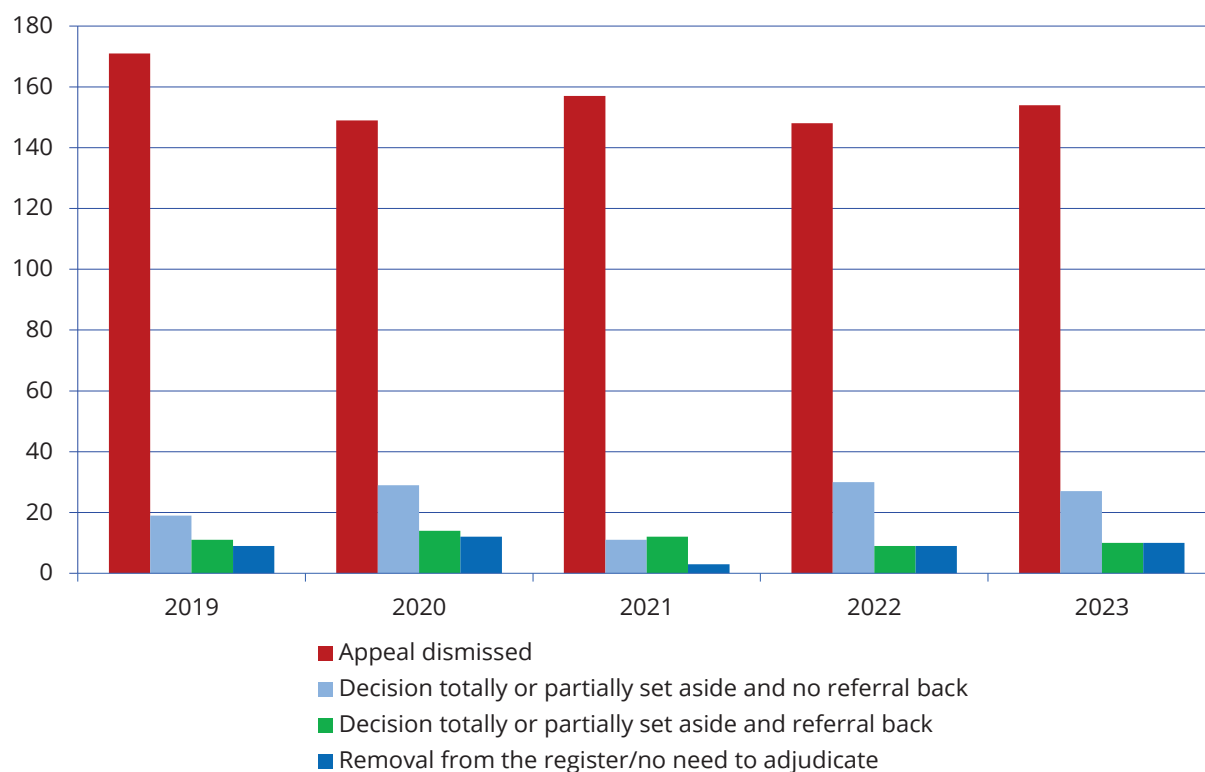
**XVII. Miscellaneous – Distribution of appeals before the Court of Justice according to the nature of the proceedings (2019-2023)**

Distribution of appeals before the Court of Justice according to the nature of the proceedings	Decisions against which appeals were brought in 2019	Decisions open to challenge in 2019	Appeals as a percentage in 2019	Decisions against which appeals were brought in 2020	Decisions open to challenge in 2020	Appeals as a percentage in 2020	Decisions against which appeals were brought in 2021	Decisions open to challenge in 2021	Appeals as a percentage in 2021	Decisions against which appeals were brought in 2022	Decisions open to challenge in 2022	Appeals as a percentage in 2022	Decisions against which appeals were brought in 2023	Decisions open to challenge in 2023	Appeals as a percentage in 2023
State aid	38	86	44%	9	25	36%	28	44	64%	18	38	47%	30	60	50%
Competition	28	39	72%	4	18	22%	11	19	58%	21	31	68%	17	37	46%
Staff cases	32	110	29%	19	71	27%	26	94	28%	31	116	27%	17	65	26%
Intellectual property	57	315	18%	40	213	19%	60	279	22%	41	271	15%	51	257	20%
Other direct actions	97	297	33%	52	209	25%	85	279	30%	82	297	28%	100	285	35%
Appeals	0	0	0%	0	0	0%	0	0	0%	1	1	100%	0	0	0%
Special forms of procedure	3	3	100%	1	1	100%	2	2	100%	7	7	100%	0	0	0%
<b>Total</b>	255	850	30%	125	537	23%	212	717	30%	201	761	26%	215	704	31%

**XVIII. Miscellaneous – Results of appeals before the Court of Justice (2023)**  
**(Judgments and Orders)**

Results of appeals before the Court of Justice	Appeal dismissed	Decision totally or partially set aside and no referral back	Decision totally or partially set aside and referral back	Removal from the register/no need to adjudicate	Total
Access to documents	3	0	0	0	3
Agriculture	1	0	0	0	1
Arbitration clause	1	0	0	0	1
Citizenship of the Union	1	0	0	0	1
Commercial policy	8	2	0	0	10
Common foreign and security policy	2	0	2	2	6
Competition	6	7	1	0	14
Consumer protection	1	0	0	0	1
Customs union and Common Customs Tariff	1	0	0	0	1
Economic and monetary policy	1	1	0	1	3
Energy	1	0	0	0	1
Environment	3	0	0	0	3
External action by the European Union	0	1	0	0	1
Financial provisions (budget, financial framework, own resources, combating fraud)	0	1	0	0	1
Freedom to provide services	0	0	1	0	1
Intellectual property	45	0	0	1	46
Law governing the institutions	24	0	1	2	27
Procedure	7	0	0	0	7
Public health	4	3	2	0	9
Public procurement	3	1	0	1	5
Registration, evaluation, authorisation and restriction of chemicals (REACH Regulation)	4	0	0	0	4
Staff Regulations	22	1	1	3	27
State aid	16	10	2	0	28
<b>Total</b>	<b>154</b>	<b>27</b>	<b>10</b>	<b>10</b>	<b>201</b>

## XIX. Miscellaneous – Results of appeals before the Court of Justice (2019-2023) (Judgments and orders)



Results of appeals before the Court of Justice	2019	2020	2021	2022	2023
Appeal dismissed	171	149	157	148	154
Decision totally or partially set aside and no referral back	19	29	11	30	27
Decision totally or partially set aside and referral back	11	14	12	9	10
Removal from the register/no need to adjudicate	9	12	3	9	10
<b>Total</b>	<b>210</b>	<b>204</b>	<b>183</b>	<b>196</b>	<b>201</b>

## XX. Miscellaneous – General trend (1989-2023)

### New cases, completed cases, cases pending

Year	New cases <sup>1</sup>	Completed cases <sup>2</sup>	Cases pending on 31 December
1989	169	1	168
1990	59	82	145
1991	95	67	173
1992	123	125	171
1993	596	106	661
1994	409	442	628
1995	253	265	616
1996	229	186	659
1997	644	186	1 117
1998	238	348	1 007
1999	384	659	732
2000	398	343	787
2001	345	340	792
2002	411	331	872
2003	466	339	999
2004	536	361	1 174
2005	469	610	1 033
2006	432	436	1 029
2007	522	397	1 154
2008	629	605	1 178
2009	568	555	1 191
2010	636	527	1 300
2011	722	714	1 308
2012	617	688	1 237
2013	790	702	1 325
2014	912	814	1 423
2015	831	987	1 267
2016	974	755	1 486
2017	917	895	1 508
2018	834	1 009	1 333
2019	939	874	1 398
2020	847	748	1 497
2021	882	951	1 428
2022	904	858	1 474
2023	1 271	904	1 841
<b>Total</b>	<b>20 051</b>	<b>18 210</b>	

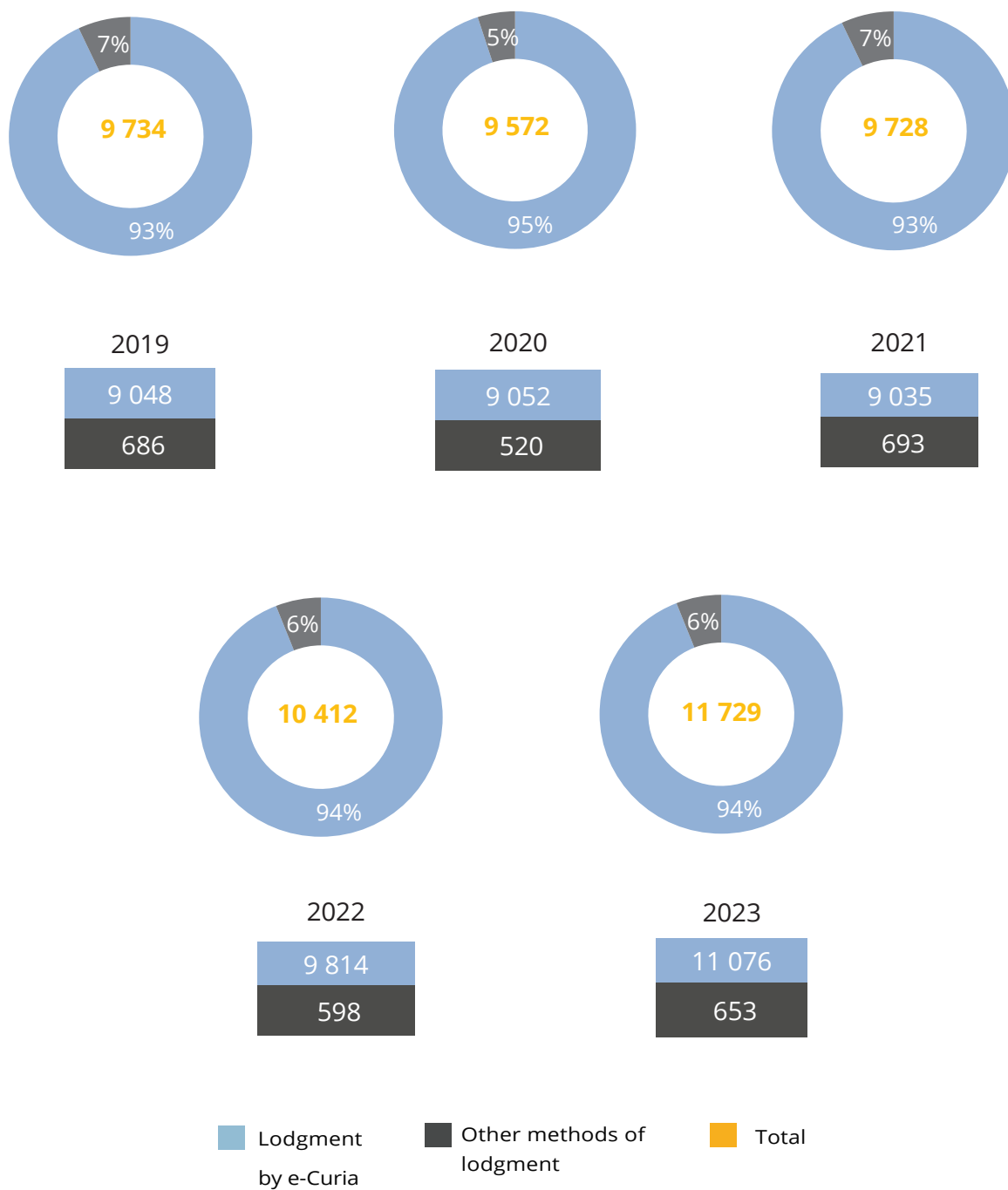
- 1| 1989: the Court of Justice referred 153 cases to the newly created Court of First Instance (now the General Court).  
1993: the Court of Justice referred 451 cases as a result of the first extension of the jurisdiction of the Court of First Instance.  
1994: the Court of Justice referred 14 cases as a result of the second extension of the jurisdiction of the Court of First Instance.  
2004-05: the Court of Justice referred 25 cases as a result of the third extension of the jurisdiction of the Court of First Instance.  
2016: on 1 September 2016, 139 staff cases were transferred to the General Court.  
With respect to 2023, the series of 404 essentially identical cases, T-620/23 to T-1023/23, has had an impact on the number of new and pending cases.
- 2| 2005-06: the Court of First Instance referred 118 cases to the newly created Civil Service Tribunal.

## XXI. Activity of the Registry of the General Court (2019-2023)

Type of act	2019	2020	2021	2022	2023
Procedural documents entered in the register of the Registry <sup>1</sup>	54 723	51 399	56 827	60 961	62 019
Applications initiating proceedings <sup>2</sup>	939	847	882	904	1 271
Rate of regularisation of the applications initiating proceedings <sup>3</sup>	35.04%	34.59%	41.2%	31.96%	22.9%
Written pleadings (other than applications)	4 446	4 122	4 385	4 888	5 264
Applications to intervene	288	318	306	265	350
Requests for confidential treatment (of data contained in procedural documents) <sup>4</sup>	251	224	253	371	744
Draft orders prepared by the Registry <sup>5</sup> (manifest inadmissibility before service, stay/resumption, joinder of cases, joinder of a plea of inadmissibility with the substance of the case, uncontested intervention, removal from the register, finding of no need to adjudicate in intellectual property cases, reopening of the oral part of the procedure and rectification)	299	259	371	344	345
Chamber conferences	334	325	338	352	334
Minutes of hearings and records of delivery of judgment	787	589	784	724	790

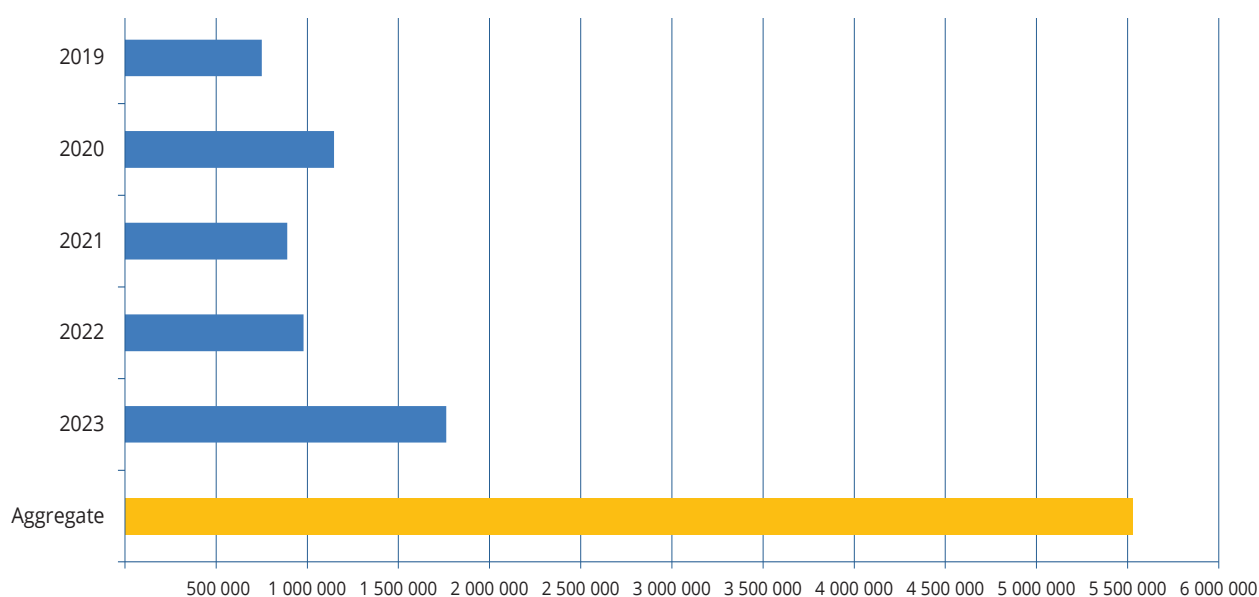
- 1] This number is an indicator of the volume of work of the Registry, since each incoming or outgoing document is entered in the register. The number of procedural documents entered in the register must be assessed in the light of the nature of the proceedings within the Court's jurisdiction. As the number of parties to proceedings is limited in direct actions (applicant, defendant and, as the case may be, intervener(s)), service is effected only on those parties.
- 2] Any written pleadings lodged (including applications) must be entered in the register, placed on the case file, put in order where appropriate, communicated to the judges' chambers with a transmission sheet, which is sometimes detailed, then possibly translated and, lastly, served on the parties.  
With respect to 2023, the series of 404 essentially identical cases, T-620/23 to T-1023/23, has had an impact on the number of cases brought.
- 3] Where an application initiating proceedings (or any other written pleading) does not comply with certain requirements, the Registry ensures that it is put in order, as provided in the Rules of Procedure.  
With respect to 2023, the series of 404 essentially identical cases, T-620/23 to T-1023/23, has had an impact on the rate of regularisation of applications initiating proceedings. If that series of cases is excluded then 33.5% of applications initiating proceedings would have been the subject of a request to put the application in order.
- 4] The number of requests for confidentiality is without prejudice to the amount of data contained in one or more pleadings for which confidential treatment is requested.  
With respect to 2023, the series of 404 essentially identical cases, T-620/23 to T-1023/23, has had an impact on the number of applications for the omission of data.
- 5] Since the entry into force, on 1 July 2015, of the new Rules of Procedure of the General Court, certain decisions that were previously taken in the form of orders (stay/resumption, joinder of cases, intervention by a Member State or an institution where confidentiality is not raised) have been taken in the form of a simple decision added to the case file.

## XXII. Methods of lodging procedural documents before the General Court <sup>1</sup>



1| Since 1 December 2018, e-Curia has become the mandatory means of exchanging documents with the representatives of the parties in all proceedings before the General Court (without prejudice to the exceptions under the rules).

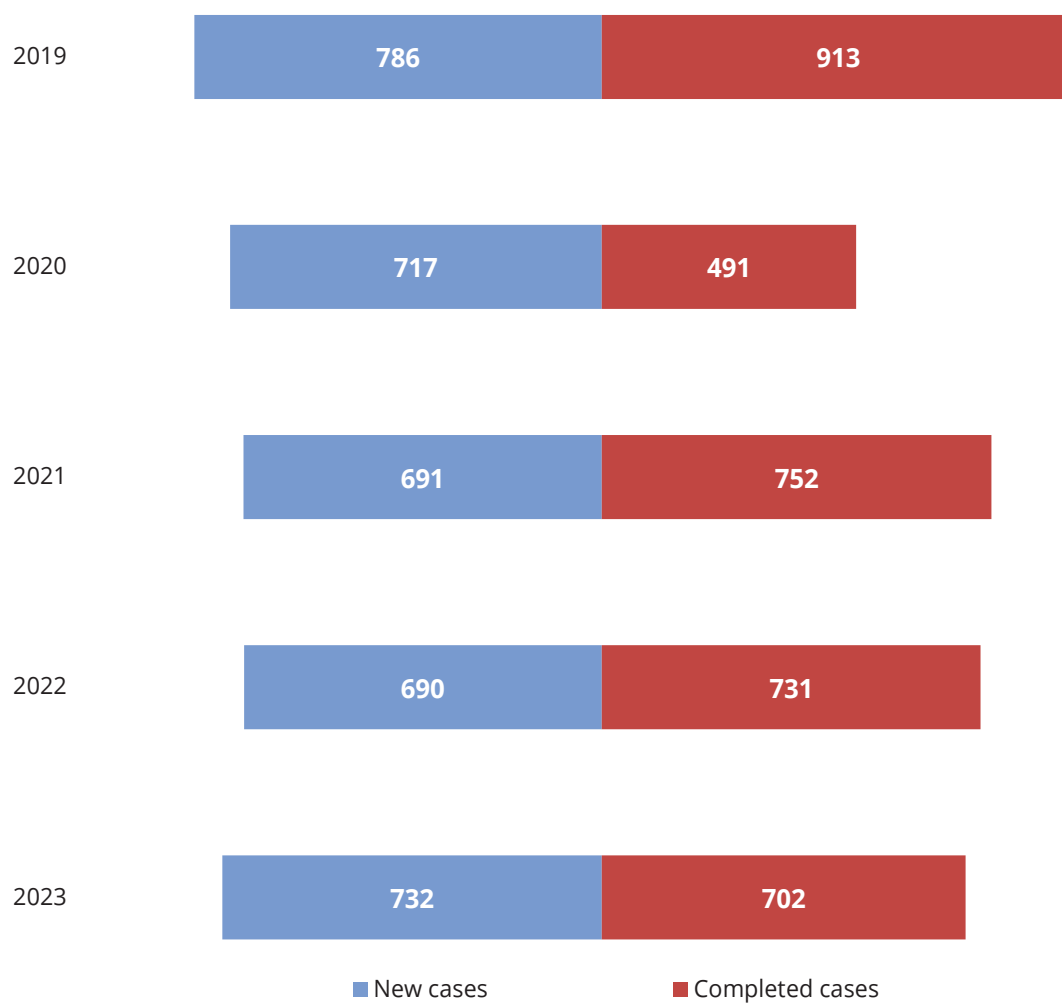
### XXIII. Pages lodged by e-Curia (2019-2023) <sup>1</sup>



Year	Pages lodged by e-Curia
2019	749 895
2020	1 146 664
2021	889 353
2022	979 676
2023	1 762 453
<b>Aggregate</b>	<b>5 528 041</b>

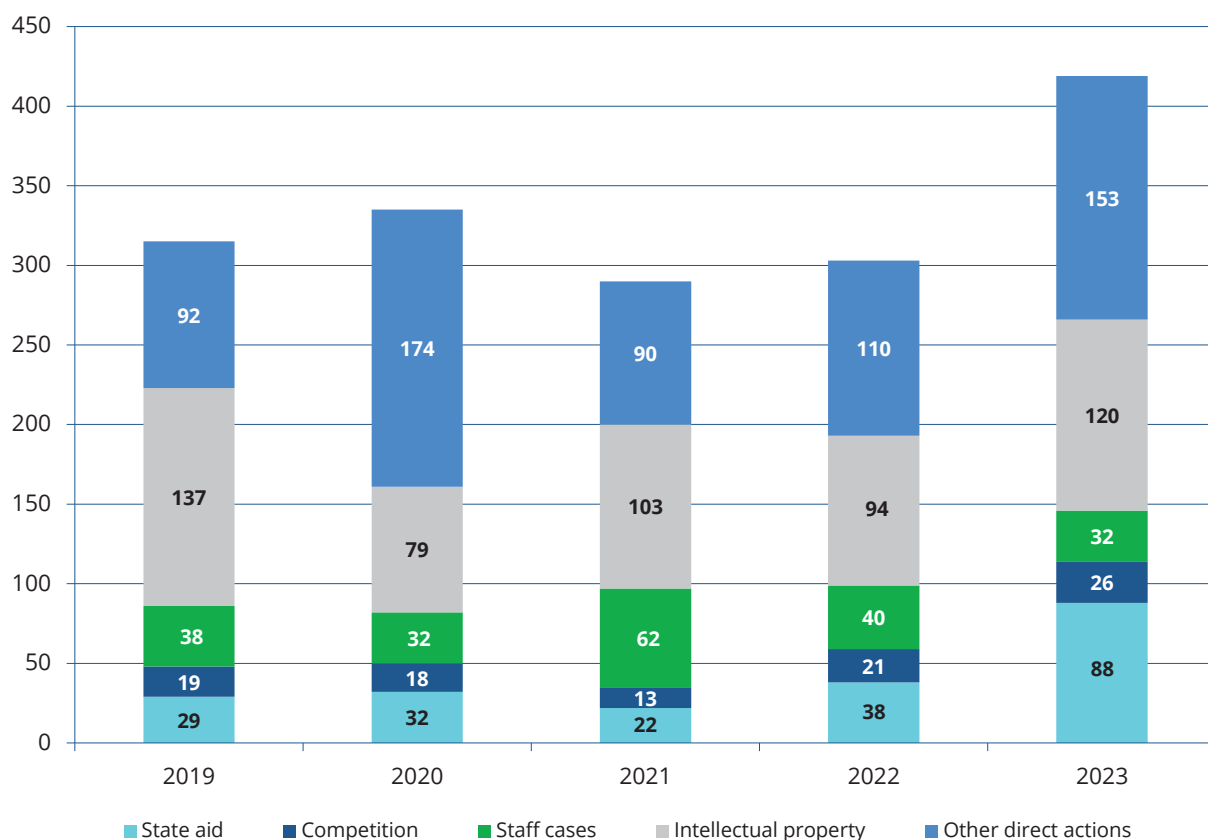
1| With respect to 2023, the series of 404 essentially identical cases, T-620/23 to T-1023/23, has had an impact on the number of pages lodged by e-Curia. Accordingly, 682 309 pages in total were lodged in October 2023 alone.

#### XXIV. Notices in the *Official Journal of the European Union* (2019-2023) <sup>1</sup>



<sup>1</sup> | In accordance with the Rules of Procedure (Articles 79 and 122), notices concerning new applications and decisions which close the proceedings must be published in the *Official Journal of the European Union*.

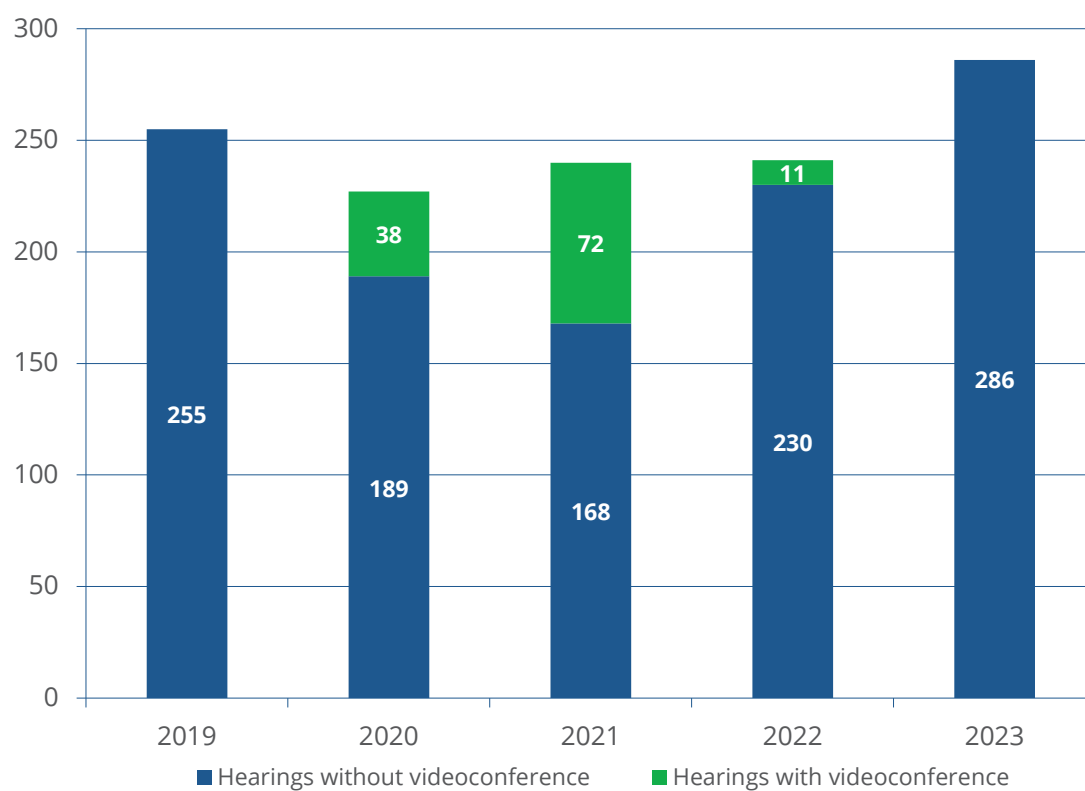
## XXV. Cases pleaded (2019-2023) <sup>1</sup>



Year	Cases pleaded
2019	315
2020	335
2021	290
2022	303
2023	419

<sup>1)</sup> The number of cases pleaded is calculated irrespective of the joinder of cases and of joint hearings.

## XXVI. Hearings (2019-2023) <sup>1</sup>



Year	Hearings
2019	255
2020	227
2021	240
2022	241
2023	286

<sup>1)</sup> The number of hearings takes account of the joinder of cases and of joint hearings (a hearing in joined cases or a joint hearing = one hearing).



Court of Justice  
L-2925 Luxembourg  
Tel. +352 4303-1

General Court  
L-2925 Luxembourg  
Tel. +352 4303-1

The Court on the internet:  
[curia.europa.eu](https://curia.europa.eu)

Text completed in February 2024 / Figures correct as at 31.12.2023

Layout: Court of Justice of the European Union | Communications Directorate | Publications and Electronic Media Unit, 2024

All photos © European Union unless otherwise stated.

Any use or reproduction of photos or other material of which the European Union is not the copyright holder is prohibited without the authorisation of the copyright holders.

Neither the Court of Justice of the European Union nor any person acting on behalf of the Institution may be held responsible for any use that may be made of the information contained herein.

Reuse is authorised provided the source is acknowledged.

© European Union, 2024

PDF	ISBN 978-92-829-4524-7	doi : 10.2862/967475	QD-02-24-325-EN-N
PRINT	ISBN 978-92-829-4522-3	doi : 10.2862/96071	QD-02-24-325-EN-C



COURT OF JUSTICE  
OF THE EUROPEAN UNION

Directorate for Communication  
Publications and Electronic Media Unit

March 2024



PDF	ISBN 978-92-829-4524-7	doi : 10.2862/967475	QD-02-24-325-EN-N
PRINT	ISBN 978-92-829-4522-3	doi : 10.2862/96071	QD-02-24-325-EN-C